



Manuals.plus /

› SONGMICS /

› SONGMICS Baby Kids Velvet Hangers UCRF027W01 Instruction Manual

SONGMICS UCRF027W01

SONGMICS Baby Kids Velvet Hangers UCRF027W01 Instruction Manual

Model: UCRF027W01

1. INTRODUCTION

Thank you for choosing SONGMICS Baby Kids Velvet Hangers. These hangers are designed to provide an efficient and non-slip solution for organizing your child's wardrobe. Featuring a soft velvet surface, 360° swivel hooks, and a slim profile, they help maximize closet space while keeping garments securely in place. This manual provides essential information for the proper use and care of your hangers.




Image 1.1: SONGMICS Baby Kids Velvet Hangers (Cloud White, 50 Pack)

2. SAFETY INFORMATION

- Keep hangers away from open flames or high heat sources.
- These hangers are designed for clothing. Do not use them for purposes other than their intended use.
- Avoid hanging items exceeding the maximum recommended load capacity to prevent damage to the hanger or clothing.
- Keep plastic packaging away from infants and children to prevent suffocation hazards.
- Ensure hangers are used in a well-ventilated area.

3. PACKAGE CONTENTS

Please verify that all components are present upon opening the package:

- 50 x SONGMICS Baby Kids Velvet Hangers (Model UCRF027W01, Cloud White)

4. SETUP

The SONGMICS Baby Kids Velvet Hangers are pre-assembled and ready for immediate use. No assembly is required.

1. Carefully remove the hangers from their packaging.
2. Inspect each hanger for any signs of damage during transit. If any damage is found, please contact customer support.
3. Hang the hangers on your closet rod.

5. OPERATING INSTRUCTIONS

These hangers are designed for optimal garment care and closet organization.

5.1 Hanging Garments

- Gently place your child's clothing over the velvet-flocked surface of the hanger. The non-slip texture will help keep garments from sliding off.
- Utilize the integrated shoulder notches for hanging items with straps, such as dresses or tank tops, to prevent them from slipping.



Image 5.1: Hangers in use, showcasing organized children's clothing.

5.2 Non-Slip Velvet Surface

The velvet flocking provides a high-friction surface that prevents clothes, even those made of silky or delicate fabrics, from slipping off the hanger. This ensures garments remain in their intended position.

Non-Slip Velvet Surface

Prevents your clothes from falling off

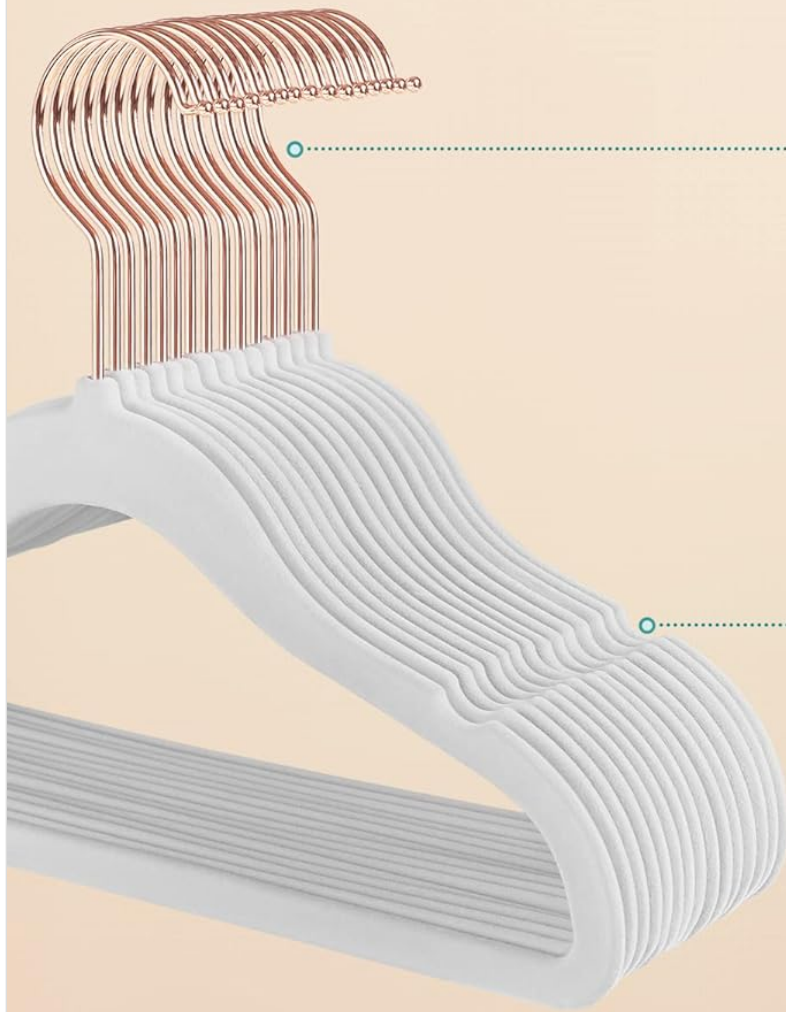


Image 5.2: Detail of the non-slip velvet surface.

5.3 360° Swivel Hooks

The rose gold metal hooks are designed to swivel 360 degrees, allowing you to easily adjust the orientation of your garments without removing them from the closet rod. This feature enhances convenience and accessibility.

Chrome-Plated Metal Hooks



360° Swivel Hooks



Shoulder Notches

Image 5.3: Swivel hook and shoulder notches for versatile hanging.

5.4 Space-Saving Design

With a slim profile of approximately 0.2 inches (0.6 cm) in thickness, these hangers are designed to maximize closet space, allowing you to store more clothing in the same area.



Bulky, taking up much space



0.2" thin, saving closet space



Image 5.4: Visual comparison of space saved with slim hangers.

5.5 Weight Capacity

Each hanger is constructed from durable ABS plastic and a metal hook, capable of holding up to 6.6 lb (3 kg). This makes them suitable for various children's garments, from lightweight shirts to heavier jackets.



Image 5.5: Hanger demonstrating its weight capacity with a garment.

6. MAINTENANCE

Proper care will extend the life and appearance of your hangers:

- **Cleaning:** To clean the velvet surface, gently wipe with a soft, damp cloth. Avoid using harsh chemicals or abrasive cleaners, as these can damage the flocking. Allow to air dry completely before use.

- **Dust Removal:** For light dust, use a lint roller or a soft brush to gently remove particles from the velvet surface.
- **Storage:** Store hangers in a dry environment. Avoid prolonged exposure to direct sunlight or excessive humidity, which can affect the velvet material.

7. TROUBLESHOOTING

Issue	Possible Cause	Solution
Clothes still slip off.	Extremely heavy or oversized garment for the hanger size; garment placed incorrectly.	Ensure garment is centered and balanced. For very heavy items, consider using multiple hangers or a hanger designed for heavier loads. Utilize shoulder notches for strapped items.
Velvet flocking appears worn or sheds.	Normal wear and tear; initial shedding from manufacturing process.	Initial shedding is normal and will decrease over time. Use a lint roller to remove loose fibers. Avoid rubbing vigorously.
Hook is stiff or difficult to swivel.	Minor manufacturing variation; dust accumulation.	Gently rotate the hook a few times to loosen it. Clean around the base of the hook with a dry cloth to remove any dust.

8. SPECIFICATIONS

Feature	Detail
Model Number	UCRF027W01
Brand	SONGMICS
Color	Cloud White
Material	ABS Plastic, Velvet, Metal Hook
Product Dimensions (W x H)	11.8 inches x 8.1 inches (30 cm x 20.5 cm)
Thickness	0.2 inches (0.6 cm)
Maximum Recommended Load	6.6 pounds (3 kg) per hanger
Number of Pieces	50
Special Feature	Space Saving, Non-Slip, 360° Swivel Hooks

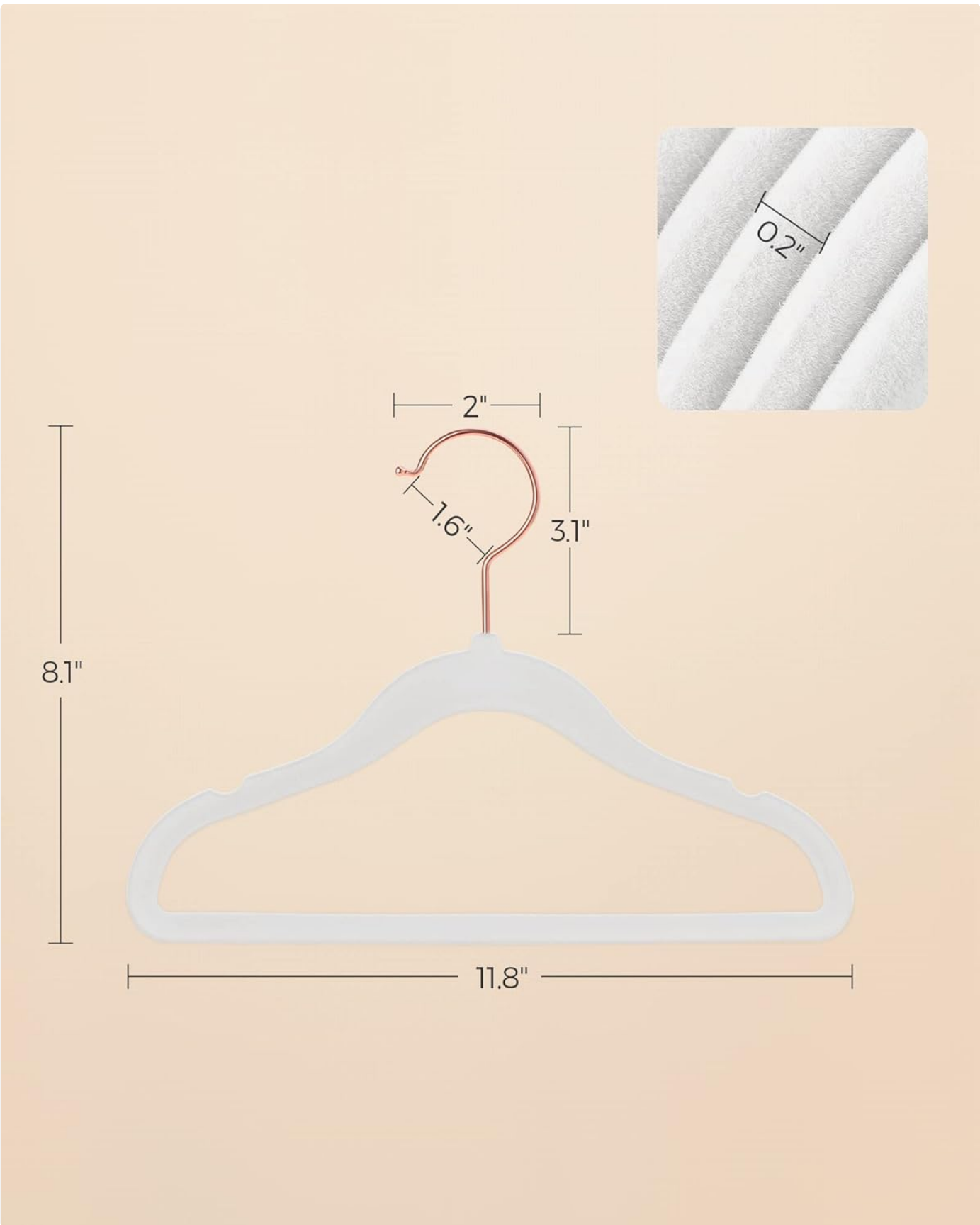


Image 8.1: Hanger dimensions.

9. WARRANTY AND SUPPORT

SONGMICS products are manufactured with quality and care. While specific warranty details may vary by region and retailer, we generally offer a limited warranty against manufacturing defects. Please retain your proof of purchase for any warranty claims. For product support, questions, or to report any issues, please visit the official SONGMICS website or contact our customer service team through the retailer where the product was purchased. You can often find contact information on the product

packaging or the retailer's website.

Online Support: www.songmics.com