

Final VR3000

Final VR3000 Gaming Earphones User Manual

Model: VR3000 (FI-VR3DPLMB) | Brand: Final

INTRODUCTION

The Final VR3000 Gaming Earphones are designed to provide an immersive and spacious audio experience, particularly suited for open-world adventure games, virtual reality, and spatial environments. These earphones feature high-precision dynamic drivers and an in-line microphone with integrated controls, offering clear communication and convenient audio management during gameplay.



Image: The Final VR3000 Gaming Earphones, highlighting the design of the earbuds and the in-line control unit.

WHAT'S IN THE BOX

Upon unboxing your Final VR3000 Gaming Earphones, please ensure all the following components are present:

- Final VR3000 Earphones with integrated cable
- Earplugs (Eartips) - Multiple sizes for optimal fit
- 3-button controller & in-line microphone (integrated into the cable)

Mic With Controller



3-button Controls with Mic



Image: The in-line microphone and control unit, which allows for volume adjustment and call/music management.

SETUP GUIDE

1. **Select Eartips:** Choose the eartip size that provides the most comfortable and secure fit, ensuring proper sound isolation. The VR3000 comes with five pairs of silicone eartips designed for optimal comfort and noise isolation.
2. **Insert Earphones:** Gently insert each earphone into the corresponding ear canal (L for left, R for right). The unique

design with locking ear hooks helps secure the earphones and minimize cable noise.

3. **Connect to Device:** Plug the 3.5mm jack into your gaming console, PC, laptop, tablet, or mobile phone's audio port.
4. **Adjust Volume:** Use the in-line controls or your device's volume settings to set a comfortable listening level.

Award Winning



Gold Prize in Japan



Image: The VR3000 earphones ready for connection to a gaming setup, emphasizing their wired connectivity.

Spatial Gaming Sound

The VR3000 earphones are engineered to deliver an expansive and precise soundstage, crucial for competitive gaming and immersive virtual reality experiences. The spatial audio design allows for accurate sound positioning, helping users identify the direction and distance of in-game audio cues such as footsteps, gunfire, and environmental sounds.




Image: A gamer experiencing the immersive spatial sound of the VR3000 earphones.

In-Line Microphone and Controls

The integrated 3-button controller and microphone provide convenient access to essential functions without interrupting your gaming or other activities.

- **Volume Control:** Use the '+' and '-' buttons to adjust the audio volume.
- **Call Management:**
 - Press the center button once to answer an incoming call.
 - Press the center button once during a call to end it.
 - Press and hold the center button to reject an incoming call.
- **Music/Video Playback:**
 - Press the center button once to play or pause music/video.
 - Press the center button twice to skip to the next track.
 - Press the center button three times to go to the previous track.

Your browser does not support the video tag.

Video: A lifestyle video showcasing the Final VR3000 earphones in use during gaming sessions, demonstrating their comfort and audio capabilities.

MAINTENANCE AND CARE

Proper care will extend the lifespan and maintain the performance of your VR3000 earphones.

- **Cleaning Eartips:** Regularly remove the silicone eartips and clean them with a soft cloth dampened with mild soap and water. Ensure they are completely dry before reattaching.
- **Cleaning Earphone Body:** Wipe the earphone body and cable with a dry, soft cloth. Avoid using harsh chemicals or abrasive materials.
- **Storage:** When not in use, store the earphones in a clean, dry place, preferably in a protective pouch, to prevent tangling and damage to the cable or drivers.
- **Avoid Moisture:** The earphones are not water-resistant. Avoid exposure to excessive moisture, sweat, or liquids.

TROUBLESHOOTING

Problem	Possible Cause	Solution
No sound or low volume	Cable not fully plugged in. Device volume too low or muted. Incorrect audio output selected on device. Damaged cable or earphone.	Ensure 3.5mm jack is fully inserted. Increase volume on earphones and device. Check mute settings. Verify audio output settings on your device (e.g., PC sound settings). Test with another device. If issue persists, contact support.
Microphone not working	Microphone muted on device or application. Incorrect microphone input selected. Cable connection issue.	Check microphone mute settings in your device or communication application. Ensure the VR3000 microphone is selected as the input device. Re-plug the 3.5mm jack firmly.

Problem	Possible Cause	Solution
Uncomfortable fit	Incorrect eartip size. Improper earphone insertion.	Experiment with different eartip sizes to find the best fit. Adjust the earphone position and ear hooks for a secure and comfortable seal.

SPECIFICATIONS

Model Name	VR3000 (FI-VR3DPLMB)
Brand	Final
Connectivity Technology	Wired
Headphones Jack	3.5 mm Jack
Audio Driver Type	Dynamic Driver
Audio Driver Size	6 Millimeters
Frequency Response	20 Hz - 20,000 Hz
Impedance	18 Ohm
Noise Control	Sound Isolation
Control Type	Media Control (Button Control)
Cable Length	1.2 Meters
Item Weight	20 Grams (0.705 ounces)
Material	Plastic (Earphone Body), Silicone (Eartips), Fabric/Synthetic Leather (Carrying Case)
Compatible Devices	Tablets, Gaming Consoles, Mobile phones, Laptops, Desktops
Specific Uses	VR Gaming, General Gaming
First Available Date	December 2, 2020

f-Core DU Driver



Clear and Transparent Sound



Image: The f-Core DU Driver, a key component ensuring clear and transparent sound.







WARRANTY AND SUPPORT

The Final VR3000 Gaming Earphones come with a manufacturer's warranty. For detailed information regarding warranty coverage, terms, and conditions, please refer to the warranty card included with your product or visit the official Final Audio website. For technical support, troubleshooting assistance beyond this manual, or service inquiries, please contact Final Audio customer support directly.

You can find more information and support resources on the [Final Store on Amazon](#).

© 2024 Final Inc. All rights reserved.

Related Documents - VR3000

	<p>Final VR3000 for Gaming User Manual</p> <p>Comprehensive user manual for the Final VR3000 for Gaming earphones, covering setup, usage, maintenance, safety precautions, and warranty information.</p>
	<p>Final ZE3000 User Manual: Setup, Operation, and Troubleshooting</p> <p>A comprehensive guide to the Final ZE3000 true wireless stereo earphones, covering package contents, charging, pairing, touch controls, maintenance, warnings, and troubleshooting steps.</p>
	<p>Final VR3000 Wireless TWS Bluetooth Earphone Quick Manual</p> <p>Quick manual for the Final VR3000 Wireless TWS Bluetooth Earphones, covering setup, connection, usage, safety precautions, and warranty information.</p>
	<p>final VR3000 Wireless TWS Earphones Quick Manual & Safety Guide</p> <p>Concise guide to setting up, connecting, and using the final VR3000 Wireless TWS Bluetooth Earphones. Includes features, touch controls, safety precautions, and warranty information.</p>
	<p>final VR500 for Gaming Earphones User Manual</p> <p>User manual for the final VR500 for Gaming earphones, providing detailed information on parts, usage, maintenance, warranty, specifications, and contact details.</p>
	<p>final S5000 User Manual: Setup, Features, and Care</p> <p>Comprehensive user manual for the final S5000 earphones. Learn about product overview, usage instructions, maintenance, warranty, and specifications for your audio device.</p>