



Manuals.plus /

› [Lordear](#) /

› [Lordear 28-Inch Undermount 60/40 Double Bowl Kitchen Sink Instruction Manual](#)

Lordear X64-UL28A

Lordear 28-Inch Undermount 60/40 Double Bowl Kitchen Sink

Model: X64-UL28A

[Introduction](#) [Features](#) [Parts](#)

[Included](#) [Installation](#) [Operation](#) [Maintenance](#) [Troubleshooting](#) [Specifications](#) [Support](#)

1. INTRODUCTION

Thank you for choosing the Lordear 28-Inch Undermount 60/40 Double Bowl Kitchen Sink. This manual provides essential information for the proper installation, operation, and maintenance of your new sink. Please read these instructions carefully before beginning installation and retain them for future reference.

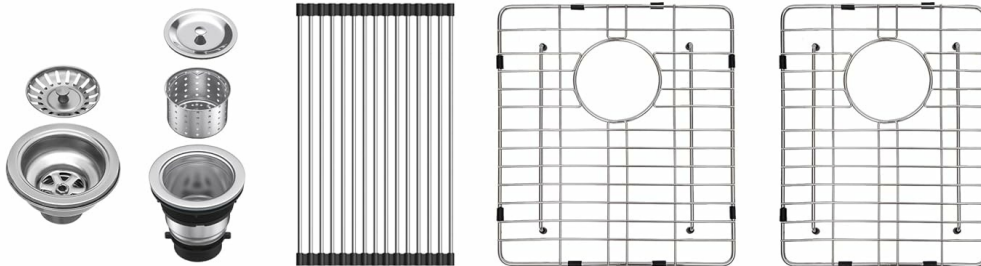



Image 1.1: Lordear 28-Inch Undermount 60/40 Double Bowl Kitchen Sink.

2. PRODUCT FEATURES

- **Durable Material:** Constructed from 16-gauge T304 stainless steel with a brushed finish for long-lasting use and resistance to dulling.
- **Noise Reduction:** Features heavy-duty sound guard undercoating and thick rubber padding to minimize noise and reduce condensation.
- **Double Bowl Design:** 28-inch sink with a unique 4-inch lower divider, allowing for versatile use as a double or single basin. The 10-inch deep 60/40 bowls are ideal for soaking and washing various kitchen items.
- **Efficient Drainage:** Engineered with a slightly sloped bottom to facilitate quick draining and prevent water pooling. Includes a standard 3.5-inch drain opening compatible with most garbage disposals.
- **Easy Installation:** Undermount installation creates a seamless transition from sink to countertop, simplifying cleaning.

Product Details

Stainless Steel Kitchen Sink




**2mm
thickness panel**

16 Gauge, Strong and Durable



9.7 inches deep

Large Space for
Holding Tableware



304 Stainless Steel


Sturdy and Durable
Rust and Dent Resistance



Image 2.1: Product details highlighting 2mm thickness, 9.7 inches depth, and 304 stainless steel construction.

Product Details

Stainless Steel Kitchen Sink




R10 Round Corner

Easy-to-Clean



X-Shaped Groove

for Better Drainage



Brushed Stainless Steel

Brushed Surface
enhance scratch resistance



Image 2.2: Design features including R10 round corners for easy cleaning, X-shaped groove for better drainage, and a brushed finish for scratch resistance.

3. PARTS INCLUDED

The following items are included with your Lordear 28-Inch Undermount Kitchen Sink:

- 28-inch double bowl sink
- 2 x Stainless steel bottom grids
- 2 x Drain assemblies
- Roll-up rack
- Mounting hardware
- Cutout template

Multifunctional Accessories

Roll up Rack



Sink strainer



Bottom Rinse Grid

Image 3.1: Multifunctional accessories including the roll-up rack, sink strainer, and bottom rinse grid.

4. INSTALLATION INSTRUCTIONS

Professional installation is recommended. Ensure all local plumbing and building codes are followed. Refer to the included cutout template for precise measurements.

4.1. Video Guide: Undermount Kitchen Sink Installation

Your browser does not support the video tag.

Video 4.1: Official Lordear undermount kitchen sink installation guideline (Duration: 0:40).

4.2. Step-by-Step Installation

- 1. Prepare Countertop:** Use the provided cutout template to mark the precise opening on your countertop. Carefully cut the opening according to the template.
- 2. Apply Sealant:** Apply a bead of silicone sealant around the rim of the sink.
- 3. Position Sink:** Carefully place the sink into the countertop opening from underneath, ensuring it is centered and aligned.
- 4. Install Mounting Clips:** Mark and drill pilot holes for the mounting clips around the perimeter of the sink. Secure the sink to the countertop using the provided mounting hardware and clips,



Image 5.1: The sink in use with bottom grids, providing protection and a raised surface for dishes.

6. CARE AND MAINTENANCE

To ensure the longevity and appearance of your stainless steel sink, follow these care instructions:

- **Daily Cleaning:** After each use, rinse the sink thoroughly with water and wipe it dry with a soft cloth to prevent water spots and mineral buildup.
- **Avoid Abrasives:** Do not use abrasive cleaners, steel wool, or harsh chemicals, as these can scratch the surface and damage the finish.
- **Protect from Damage:** Keep the sink away from decorative materials during remodeling projects. Use the included bottom grids to protect the sink from scratches caused by pots and pans.
- **Stain Removal:** For stubborn stains, use a non-abrasive stainless steel cleaner and a soft sponge, always rubbing in the direction of the grain.

7. TROUBLESHOOTING

This section addresses common issues you might encounter with your kitchen sink.

Problem	Possible Cause	Solution
Water spots or mineral buildup	Hard water residue left to dry on the surface.	Wipe the sink dry with a soft cloth after each use. For existing spots, use a vinegar solution or a specialized stainless steel cleaner.
Slow drainage	Drain clogged with food particles or debris.	Remove the drain assembly and clean out any obstructions. Use a drain cleaner safe for stainless steel if necessary.
Leaking around drain or faucet	Improperly sealed connections or loose fittings.	Check all connections for tightness. Reapply plumber's putty or silicone sealant if necessary. Consult a professional plumber if the issue persists.
Excessive noise during use	Normal operation, but could be amplified by improper installation or lack of sound dampening.	Ensure the sink is securely mounted. The sink is designed with sound-dampening pads to minimize noise.

8. SPECIFICATIONS

Attribute	Detail
Brand	Lordear
Model Number	X64-UL28A
Color	Stainless Steel
Material	T304 Stainless Steel (16 Gauge)
External Dimensions	28"W x 19"D x 10"H
Internal Dimensions	26"W x 17"D x 9.75"H
Style	28 Inch - 60/40 Low Divide Double Bowl
Installation Type	Undermount
Finish Type	Brushed
Drain Type	Grid (Standard 3.5" opening)
Recommended Minimum Cabinet Base Size	31 inches
Item Weight	38.3 pounds (17.42 Kilograms)

9. WARRANTY AND SUPPORT

Lordear is committed to providing high-quality products and reliable customer service. For any inquiries, assistance, or concerns regarding your kitchen sink, please contact our dedicated after-sale department. We are available to provide prompt and satisfactory solutions.

Please refer to your purchase documentation or the Lordear official website for specific warranty terms

and contact information.