

Artika VAN-SWR-BL

Artika Swirl Vanity Light Fixture

MODEL: VAN-SWR-BL

Brand: Artika

1. Introduction

The Artika Swirl Vanity Light Fixture offers a modern lighting solution with its unique twisted design. This wall-mounted fixture features integrated LEDs, eliminating the need for traditional lightbulbs. Its matte black finish provides both an attractive aesthetic and durability. Designed for energy efficiency, the integrated LEDs boast a 50,000-hour lifespan, making it a practical and stylish choice for various indoor spaces.

2. Features

- Modern design with a matte black finish.
- Designed for wall installation only.
- Integrated LED lights, requiring no bulbs.
- Dimmable, compatible with most LED dimmers.
- All necessary hardware for installation is included.

3. Specifications

Specification	Detail
Brand	Artika
Model Name	Swirl
Model Number	VAN-SWR-BL
Color	Black
Material	Aluminum, Rubber

Product Dimensions	26.6"L x 6.1"W x 4.7"H (67.5 cm L x 15.5 cm W x 12 cm H)
Item Weight	2.2 Pounds (1 kg)
Power Source	Hardwired
Light Source Type	LED (Integrated)
Wattage	27 watts
Brightness	1300 Lumens
Color Temperature	2900 Kelvin
Lifespan	50,000 hours
Installation Type	Wall Mount
Special Feature	Dimmable
Indoor/Outdoor Usage	Indoor
Voltage	120 Volts
UPC	846979031764

4. Safety Information

WARNING: Risk of electric shock. Disconnect power at the fuse box or circuit breaker before installation or servicing. Consult a qualified electrician if you are unsure about the installation process. Ensure all electrical connections are made in accordance with local codes and ordinances. This fixture is intended for indoor use only.

Do not attempt to modify the fixture. Use only as directed in this manual. Keep away from water and moisture. Do not look directly into the LED light source for extended periods.

5. Installation

This fixture is designed for wall-mounted installation. All necessary mounting hardware is included in the package. Professional installation is recommended for safety and optimal performance.

- Preparation:** Turn off power at the main circuit breaker. Clear the installation area.
- Mounting Bracket:** Attach the mounting bracket to the junction box using the provided screws.
- Wiring:** Connect the fixture's wires to the corresponding household wires (black to black, white to white, ground to ground) using wire nuts. Ensure connections are secure.
- Secure Fixture:** Carefully align the fixture with the mounting bracket and secure it with the provided screws.
- Restore Power:** Turn the power back on at the circuit breaker.

Refer to the detailed diagram in the included instruction manual for specific steps and visual guidance.

6. Operation

The Artika Swirl Vanity Light Fixture is operated via a standard wall switch. If connected to a compatible LED dimmer switch (not included), the brightness can be adjusted to your preference. Ensure the dimmer switch is specifically designed for LED lighting to prevent flickering or damage.

7. Maintenance

To clean the fixture, ensure the power is off. Use a soft, dry cloth to wipe down the surfaces. Avoid using abrasive cleaners, solvents, or any cleaning products containing alcohol, as these can damage the finish or LED components. The integrated LEDs are designed for a long lifespan and do not require replacement.

8. Troubleshooting

- **Light does not turn on:**
 - Check the circuit breaker to ensure power is supplied to the fixture.
 - Verify all wire connections are secure.
 - Ensure the wall switch is in the 'ON' position.
- **Light flickers or dims improperly:**
 - Confirm that the dimmer switch (if used) is compatible with LED lighting.
 - Ensure the dimmer switch is correctly installed and wired.
- **Reduced light output:**
 - Clean the fixture surfaces to remove any dust or debris.

If issues persist after performing these checks, contact Artika customer support for assistance.


9. Warranty and Support

This Artika product comes with a **3-year limited warranty**. For warranty claims or technical support, please refer to the contact information provided in your product packaging or visit the official Artika website.

10. Product Images




The Artika Swirl Vanity Light Fixture in black, installed above a modern bathroom vanity with a large mirror.



Key features of the Swirl light fixture, including integrated LED, 1300 lumens brightness, dimmable functionality, easy installation with safety hook, and a 50,000-hour lifespan.



Detailed dimensions of the Artika Swirl Vanity Light Fixture, showing a length of 26.6 inches (67.5 cm) and a height of 4.7 inches (12 cm).



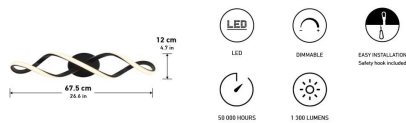
An angled view of the Artika Swirl light fixture, showcasing its elegant twisted design and matte black finish with illuminated LED strips.



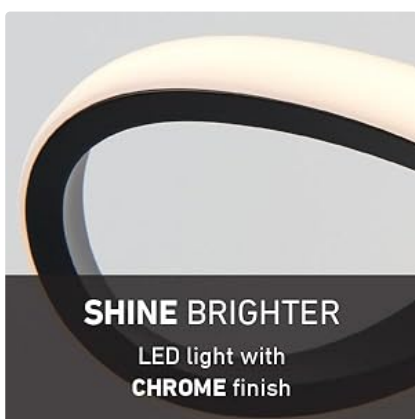
The retail packaging for the Artika Swirl LED Vanity Light Fixture, displaying the product image and key features.



An overview of the Artika Swirl LED Vanity Light, highlighting its black matte finish, integrated LED technology, no bulb requirement, and 3-year warranty.



A graphic emphasizing key features: no bulbs required and all necessary hardware included for installation.



Technical details of the light, specifying a color temperature of 2700K and a power consumption of 28 Watts.

11. Product Videos

Your browser does not support the video tag.

Official product video from Artika showcasing the Swirl LED Modern Vanity Light Fixture in various settings and highlighting its design.

Your browser does not support the video tag.

An official video from Artika detailing their on-trend product development process, providing insight into the design and engineering behind their lighting solutions.