

[Manuals.plus](#) /

› [Howeifull](#) /

› Howeifull KS1533 Digital Kitchen Scale User Manual

Howeifull KS1533

Howeifull KS1533 Digital Kitchen Scale User Manual

INTRODUCTION

This manual provides detailed instructions for the safe and efficient use of your Howeifull KS1533 Digital Kitchen Scale. Please read this manual thoroughly before operating the device to ensure proper function and longevity.

The Howeifull KS1533 is a versatile digital kitchen scale designed for precise measurements in cooking, baking, and other household tasks. It features a maximum weighing capacity of 15 kg (33 lbs) with an accuracy of 1 gram (0.04 oz), ensuring precise results for various ingredients. The scale offers dual power options, including a built-in rechargeable lithium battery and backup AAA batteries, providing flexibility and convenience. Its durable design incorporates a tempered glass and 304 stainless steel platform, making it easy to clean and maintain. The scale also includes a tare function for weighing ingredients in containers and offers five different measurement units for diverse needs.



The Howeifull KS1533 Digital Kitchen Scale, showcasing its sleek design and clear display with a bowl of mixed fruit.

WHAT'S IN THE BOX

- 1 x Howeifull KS1533 Digital Kitchen Scale (33 lbs / 15 kg capacity)
- 1 x Micro USB Charging Cable
- 2 x AAA Batteries (for backup power)
- 1 x User Manual

Your browser does not support the video tag.

This video demonstrates the unboxing and initial setup of the Howeifull KS1533 Digital Kitchen Scale, including package contents, protective film removal, and power options.

SETUP

Unpacking

Carefully remove all components from the packaging. Verify that all items listed in the "What's in the Box" section are present and undamaged.

Protective Film Removal

Before using the scale for the first time, locate and carefully peel off the blue protective film covering the stainless steel weighing platform. This film is designed to protect the surface during shipping and must be removed for accurate measurements.



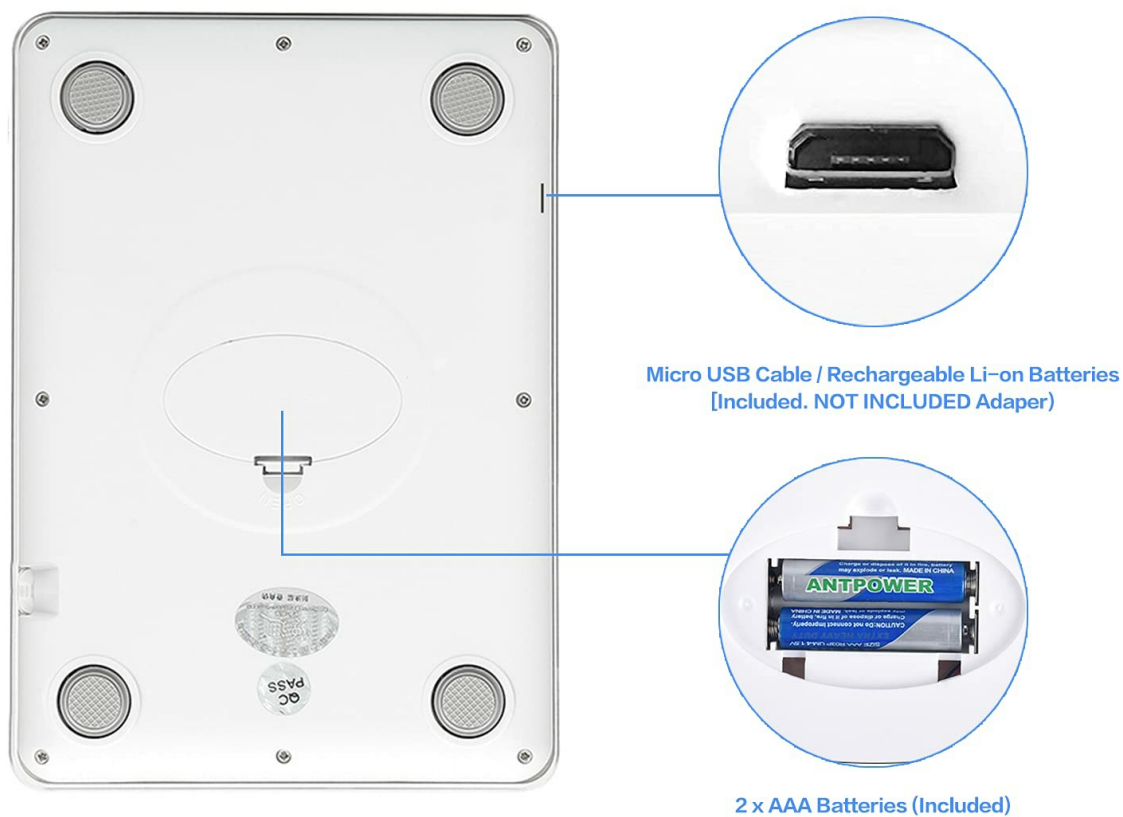
Illustration of removing the blue protective film from the scale's weighing surface before use.

Power Supply

Your Howeifull KS1533 Digital Kitchen Scale offers two power options:

- **Rechargeable Lithium Battery:** The scale has a built-in rechargeable lithium battery. To charge, connect the provided micro USB cable to the scale's USB port (located on the side) and to a compatible USB power source (e.g., computer, wall adapter). The display will indicate charging status.
- **AAA Batteries:** For backup power or when a USB power source is unavailable, insert 2 AAA batteries (included) into the battery compartment on the underside of the scale. Ensure the batteries are inserted with the correct polarity (+/-). If not in use for an extended period, remove the AAA batteries to prevent leakage.

Two Power Methods



The underside of the scale, illustrating the battery compartment for AAA batteries and the micro USB charging port.

OPERATING INSTRUCTIONS

Placement

Always place the scale on a hard, flat, and stable surface. Uneven or soft surfaces can affect the accuracy of measurements.

Power On/Off

- To turn the scale **ON**, press the "ON/OFF" button. The display will light up and show "0".
- To turn the scale **OFF**, press and hold the "ON/OFF" button for a few seconds until the display turns off. The scale also features an auto-off function to conserve battery power after a period of inactivity.

Unit Conversion

The scale supports five different measurement units. To change the unit, press the "UNIT" button repeatedly to cycle through the options:

- **g** (grams)

- **kg** (kilograms)
- **lb:oz** (pounds:ounces)
- **fl:oz** (fluid ounces - for liquids)
- **ml** (milliliters - for liquids)



The scale's display illustrating the different measurement units available for selection.

Tare Function

The tare function allows you to subtract the weight of a container, enabling you to measure only the ingredients inside.

1. Place an empty bowl or container on the center of the weighing platform. The display will show its weight.
2. Press the "ZERO" button. The display will reset to "0", effectively taring out the container's weight.
3. Add your ingredients to the container. The display will now show only the net weight of the ingredients.
4. To weigh additional ingredients, repeat steps 1-3 for each new ingredient (cumulative tare).




Visual guide demonstrating the three steps of using the tare function for accurate ingredient measurement.

MAINTENANCE

Cleaning

To clean the scale, wipe the stainless steel surface and display with a soft, damp cloth. Avoid using abrasive cleaners, chemical solvents, or immersing the scale in water, as this can damage the electronic components.



A hand cleaning the stainless steel surface of the kitchen scale with a soft cloth.

Storage

Store the scale in a cool, dry place away from extreme temperatures and humidity. The scale features an integrated hook for convenient hanging storage, saving counter space.



The kitchen scale conveniently hung on a hook, demonstrating its space-saving storage feature.

TROUBLESHOOTING

Error Messages

- **"Lo" Indication:** If the display shows "Lo", the batteries are low. Replace the AAA batteries or recharge the built-in lithium battery using the provided USB cable.
- **"O-Ld" Indication:** If the display shows "O-Ld", the scale is overloaded. Remove items from the platform immediately to prevent damage to the sensors. The maximum weighing capacity is 15 kg (33 lbs).




Visual representation of the "O-Ld" (overload) and "Lo" (low battery) error indicators on the scale's display.

Inaccurate Readings

- Ensure the scale is placed on a hard, flat, and stable surface.
- Verify that the protective film has been completely removed from the weighing platform.
- Avoid placing the scale near strong electromagnetic fields or vibrating equipment.
- Ensure the scale is clean and free from debris that might interfere with weighing.

SPECIFICATIONS

Model Number	KS1533
Brand	Howeifull
Maximum Capacity	15 kg (33 lbs)
Accuracy	1 g (0.04 oz)
Measurement Units	g, kg, lb:oz, fl:oz, ml
Power Source	Rechargeable Lithium Battery (USB), 2x AAA Batteries
Platform Material	304 Stainless Steel, Tempered Glass
Product Dimensions	22.86 x 15.24 x 2.54 cm (9 x 6.3 x 1 inches)
Weight	689.46 g (1.52 lbs)



Protective Film



USB Port



Hanging Hock



Battery Case



Anti-Slip Rubber

A diagram illustrating the physical dimensions of the Howeifull KS1533 Digital Kitchen Scale.

WARRANTY AND SUPPORT

Howeifull offers a lifetime warranty for this product, demonstrating our commitment to quality and customer satisfaction. For any product-related issues, technical support, or warranty claims, please contact Howeifull customer service through the retailer where the product was purchased or visit our official website for contact information. Please retain your purchase receipt as proof of purchase for warranty purposes.