

Antar AT51005

Antar AT51005 Transport Rollator User Manual

Model: AT51005

1. INTRODUCTION

The Antar AT51005 Transport Rollator is a versatile mobility aid designed for individuals requiring assistance with walking and occasional transport. This compact and lightweight device functions as both a rollator for walking support and a transport chair for assisted mobility. Constructed from durable aluminum, it offers stability and ease of maneuverability, supporting users up to 135 kg. Its design incorporates folding footrests, a comfortable seat with a backrest, and a practical shopping bag.



Image 1.1: The Antar AT51005 Transport Rollator, showcasing its primary features including the seat, backrest, and handles.

2. SAFETY INFORMATION

Please read and understand all safety instructions before using the Antar AT51005 Transport Rollator. Failure to follow these instructions may result in injury.

- **Weight Limit:** Do not exceed the maximum weight capacity of 135 kg (297 lbs).
- **Brake Usage:** Always engage the parking brakes before sitting on the seat or when standing up from the rollator. Ensure brakes are fully functional before each use.
- **Uneven Surfaces:** Exercise extreme caution when navigating uneven terrain, cracks, or obstacles. The rollator's hard wheels may cause instability on such surfaces, potentially leading to falls.
- **User Capability:** This device is intended for users who can sit independently and maintain their balance. It does not include safety belts or harnesses.
- **Assisted Use:** When used as a transport chair, ensure a capable assistant is pushing the rollator. The user should not attempt to propel themselves while seated in transport mode.
- **Regular Inspection:** Periodically check all components, including wheels, brakes, and fasteners, for wear,

damage, or looseness. Do not use if any part is damaged.

3. PACKAGE CONTENTS

Before assembly, please ensure all components are present and undamaged:

- Antar AT51005 Transport Rollator Frame (pre-assembled with seat and backrest)
- Folding Footrests (2 units)
- Removable Shopping Bag
- Walking Stick Holder
- User Manual (this document)

4. SETUP AND ASSEMBLY

Follow these steps to set up your Antar AT51005 Transport Rollator:

1. **Unfold the Rollator:** Place the folded rollator on a flat surface. Gently pull the sides of the frame apart until it fully extends and locks into its open position. Ensure the seat is flat and secure.
2. **Attach Footrests:** If you intend to use the device as a transport chair, locate the two folding footrests. Insert the footrest pins into the designated slots on the front frame of the rollator until they click securely into place.
3. **Adjust Handle Height:** Press the adjustment buttons located on the handle tubes. While holding the buttons, slide the handles up or down to your desired height. Release the buttons to lock the handles. The handles should be at wrist level when standing upright with your arms relaxed at your sides.
4. **Install Backrest and Seat:** The seat and backrest are typically pre-installed. Ensure the backrest is securely positioned for comfort and support.
5. **Attach Accessories:** Secure the removable shopping bag under the seat by attaching its straps to the frame. Attach the walking stick holder to the side frame as desired.



Image 4.1: Key features and adjustable components of the rollator, including handles, height adjustment, and footrests.

5. OPERATING INSTRUCTIONS

5.1 Using as a Rollator (Walking Aid)

- Hold the ergonomic handles firmly with both hands.
- Push the rollator forward, maintaining a comfortable distance between yourself and the device.
- To slow down or stop, squeeze the hand brake levers.
- To engage the parking brakes, push the brake levers down until they click into the locked position. This prevents the rollator from moving when you sit or stand.
- To release the parking brakes, pull the levers back up.

5.2 Using as a Transport Chair

- Ensure the folding footrests are deployed and securely locked.
- The user should sit comfortably on the seat, facing forward, with their feet placed on the footrests.

- An assistant should stand behind the rollator, holding the handles, and push the device to transport the user.
- Always ensure the user is stable and comfortable before moving.

5.3 Folding for Storage or Transport

The Antar AT51005 is designed to fold compactly for easy storage and transport.

1. Remove any items from the shopping bag.
2. If attached, remove the footrests.
3. Locate the folding mechanism, typically a strap or handle on the seat. Pull this mechanism upwards to collapse the frame.
4. Gently push the sides of the rollator together until it is fully folded. The rollator is designed to stand independently when folded.



Image 5.1: The rollator in a compact, folded position, illustrating its space-saving design.

6. MAINTENANCE

Proper maintenance ensures the longevity and safe operation of your rollator.

- **Cleaning:** Clean the aluminum frame and plastic components with a damp cloth and mild, non-abrasive detergent. Avoid harsh chemicals.
- **Brake Check:** Regularly test the brakes to ensure they engage effectively. If the brakes feel loose or do not stop the wheels properly, they may need adjustment by a qualified technician.
- **Wheel Inspection:** Check the wheels for wear, damage, or debris. Ensure they rotate freely.
- **Fasteners:** Periodically inspect all screws, bolts, and locking mechanisms to ensure they are tight and secure. Do not overtighten.
- **Storage:** Store the rollator in a dry place, away from extreme temperatures and direct sunlight.

7. TROUBLESHOOTING

If you encounter issues with your Antar AT51005 Transport Rollator, refer to the following common problems and solutions:

- **Brakes not engaging or too loose:** Check the brake cables for any visible damage or kinks. If the tension is incorrect, professional adjustment may be required. Do not attempt to repair brake cables yourself unless you are qualified.
- **Difficulty folding the rollator:** Ensure the seat strap or folding mechanism is fully pulled upwards. Check for any obstructions (e.g., items in the bag, debris) that might be preventing the frame from collapsing smoothly.
- **Rollator feels unstable:** Verify that all locking mechanisms are fully engaged after unfolding. Ensure the handle height is adjusted correctly for your posture. Avoid using the rollator on excessively uneven or soft surfaces.
- **Wheels not rolling smoothly:** Inspect the wheels for trapped debris (hair, lint, dirt). Clean the wheel axles if necessary. If a wheel is damaged, it may need replacement.

8. SPECIFICATIONS

Detailed specifications for the Antar AT51005 Transport Rollator:

Feature	Specification
Product Name	Transport Rollator
Model Number	AT51005_1
Brand	Antar
Manufacturer	Antar Medizin GmbH
Product Dimensions (L x W x H)	49 x 24 x 59 cm (folded); 95 x 71 x 86-98 cm (unfolded, approx.)
Item Weight	9.8 Kilograms
Weight Limit	135 Kilograms
Colour	Black
Material	Aluminium
Style	Compact
Maximum Handle Height	100 Centimetres

Feature	Specification
Foldable	Yes

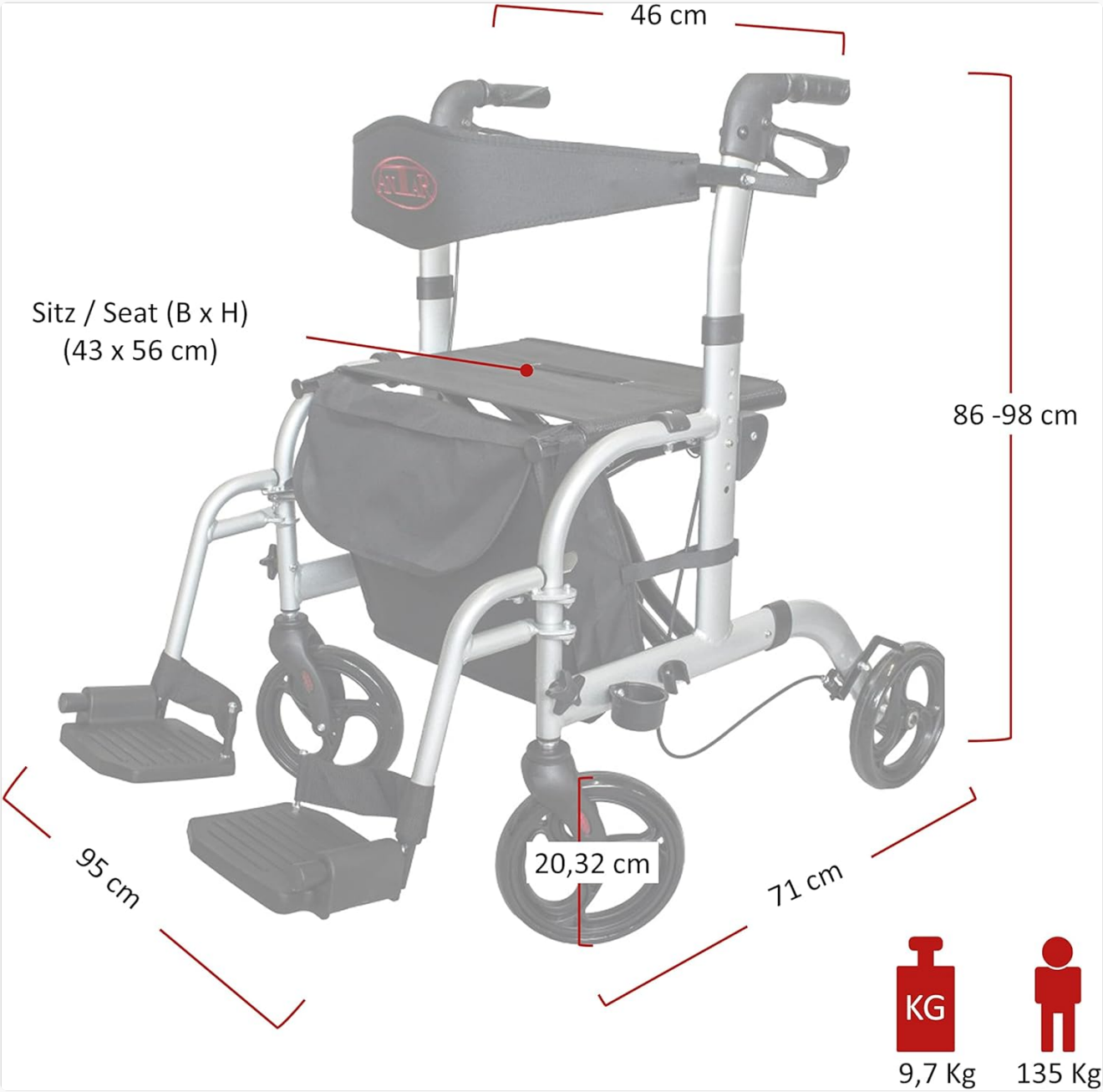






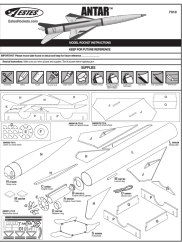

Image 8.1: Dimensional overview of the rollator, including seat height and overall footprint.

9. WARRANTY AND SUPPORT

For warranty information, details on returns, or to contact customer support, please refer to the documentation included with your original purchase. You may also visit the official Antar website or contact your retailer for assistance.



Related Documents - AT51005

	<p>Antar AT53039 Knee Orthosis User Manual and Product Information</p> <p>Comprehensive user manual for the Antar AT53039 Knee Orthosis. Details product features, intended use for knee support and rehabilitation, contraindications, usage instructions, cleaning, warnings, disposal, and warranty information. Includes multilingual content for user convenience.</p>
	<p>AT53043 Elbow Orthosis User Manual: Support, Stabilization, and Injury Prevention</p> <p>Comprehensive user manual for the AT53043 Elbow Orthosis. Provides detailed information on its use, indications, contraindications, features, cleaning, application, and safety guidelines for effective elbow support and injury prevention. Includes multilingual support information.</p>
	<p>Antar AT53039 Knee Orthosis User Manual and Product Information</p> <p>Comprehensive user manual for the Antar AT53039 Knee Orthosis. Details product features, intended use for knee support and rehabilitation, contraindications, usage instructions, cleaning, warnings, disposal, and warranty information. Includes multilingual content for user convenience.</p>
	<p>AT53043 Elbow Orthosis User Manual: Support, Stabilization, and Injury Prevention</p> <p>Comprehensive user manual for the AT53043 Elbow Orthosis. Provides detailed information on its use, indications, contraindications, features, cleaning, application, and safety guidelines for effective elbow support and injury prevention. Includes multilingual support information.</p>
	<p>Estes Antar 7310 Model Rocket Instructions</p> <p>Detailed assembly and launch instructions for the Estes Antar 7310 model rocket, including parts list, supplies, finishing, and safety precautions.</p>
	<p>Estes Kit List 1961-2023</p> <p>A comprehensive catalog listing Estes model rocket kits from 1961 to 2023, detailing kit numbers, names, first availability, last availability, and notes for each model.</p>



[\[pdf\]](#) User Manual

AT51005 insA5 multi indd multii 2AT51005 Aluminium Vierrad Rollator mit Fußstützen → Antar Medizin GmbHAT51005 2antarmedizin de 2022 01 2 |||

AT51005 INSTRUKCJA OBSŁUGI CHODZIK USER MANUAL ROLLATOR
BEDIENUNGSANLEITUNG ROLLATOR UZIVATELSK PRUCKA ROLTOR NVOD
NA POUZITIE ROLLTOR MANUEL D UTILISATION ROLLATOR
GEBRUIKERSHANDLEIDING ROLLATOR MANUAL DEL USUARIO ROLLATOR
MANUALE D USO ROLLATOR ANVNDARHANDBOK ROLLATOR IU_ **AT51005** PL
WSTP Dziku...

lang:pl **score:33** filesize: 1.44 M page_count: 13 document date: 2024-02-05

贴纸要求：黑白印刷，PET覆膜，45*40mm，1张/台



[\[pdf\]](#) Label

23196 1 9124A AT51005 Tarnowski Andrzej ANTAR Sp J ul Zawisłaska 43 03 068 Warszawa Tel 22 518 36 00 Fax 30 E mail antar@antar net antar PRODUKT PRODUCT Antar 81SREIHvUuLm media amazon images I 81SREIHvUuL ref dp product quick view |||

PET 45*40mm 1 / PRODUKT / PRODUCT: **AT51005** Rollator Aluminium Vierrad Rollator mit Fußstützen/ Chodziki/Choditko/Choditko Distributor / Vertrieb / Dystrybutor / Distributor: Antar Medizin GmbH 13260 Döbelner Str. 2, 12627 Berlin, Deutschland Tel....

lang:fi **score:31** filesize: 356.81 K page_count: 1 document date: 2024-04-17



[\[pdf\]](#)

ATS1005 multi cdr Tomek AT51005 antarmedizin de 2022 01 |||

RL-A42018KD / **AT51005** TRANSPORT- ROLLATOR MARCHETTE -
DAMBULATEUR TRANSPORT ROLLATOR DE DE DE A A C B C A A A B B C DE
Gebrauchsanweisung - Anhang Vom MDR geforderte Informationen und Warnungen
WARNUNG: Im Falle eines schwerwiegenden Vorfalls in Bezug auf das
Medizinprodukt, der direkt o...

lang:de **score:31** filesize: 2.3 M page_count: 16 document date: 2021-10-20



[\[pdf\]](#)

ATS1005 multi cdr Tomek 0801a56427d97ee5dc2dee3e1448acaa walz live cdn aboutyou cloud assets |||

RL-A42018KD / **AT51005** TRANSPORT- ROLLATOR MARCHETTE -
DAMBULATEUR TRANSPORT ROLLATOR DE DE DE A A C B C A A A B B C DE
Gebrauchsanweisung - Anhang Vom MDR geforderte Informationen und Warnungen
WARNUNG: Im Falle eines schwerwiegenden Vorfalls in Bezug auf das
Medizinprodukt, der direkt o...

lang:de **score:21** filesize: 2.23 M page_count: 16 document date: 2021-11-03



[\[pdf\]](#)

PRODUKTKATALOG Antar katalog DE 2021 6 s1 80 antarmedizin de 03 |||

PRODUKTKATALOG 2021 WIR... HELFEN BERATEN SIND FR SIE DA Die Firma
ANTAR Ist ein mitteleuropisches ... Griffhhe Rder: Gewicht Gre: 136 kg 61,5 cm 50
cm 70 cm 46 cm 25 cm 54 cm 108,5 121 cm 8 8,4 kg **AT51005** Aluminium Fusttzen
Rollator Technische Daten: Breite zwischen den Armlehnen Sitzhhe Niedrig...
lang:de **score:15** filesize: 13.1 M page_count: 80 document date: 2021-03-12




[\[pdf\]](#)

Tomek ANTAR Katalog 2023 antarmedizin de 07 |||

PRODUKT KATALOG Die Firma ANTAR ist ein mitteleuropisches Unternehmen, ttig
in fnf Lndern, das med ... imales Benutzergewicht: 100 kg Hhe vom Boden bis zum
Sitz: 57 cm 62 Aluminium Fusttzen Rollator **AT51005** Dreirad-Rollator AT51004
Aluminium Rollator AT51006 Neigbare Fusttzen, Sitz mit Rckenlehn...


lang:de **score:14** filesize: 12.28 M page_count: 107 document date: 2023-06-23



[pdf]

DOC EU AT51003 AT51004 AT51005 AT51006 1 antarmedizin de 2022 01 Dreirad Rollator → Antar Medizin GmbH AT51006DOC AT51006AT51004 GmbHAT51003 Aluminium GmbHDOC 1DOC AT51006antarmedizin 2023 11 1antarmedizin |||

lang:de score:12 filesize: 48.18 K page_count: 1 document date: 2021-09-29



[pdf]

regulation implementing MDD Directive at the territory of PolandRollators AT51003 AT51004 AT51005 AT51006 Tarnowski „adresa v polskom jazyku Tel 48 22 518 36 00 Fax 30 e mail antar@antar netBarla podpazusna duralova A51109 DoCkategorizacia mzs sr Pomocky Download RequestAttachment 56512 |||

lang:de score:12 filesize: 64.18 K page_count: 3 document date:



[pdf] Dimension Guide Catalog

Tomek 120605 19 2021111610372662500 ee files s3 amazonaws 1047030 ||| PRODUCT CATALOGUE ANTAR Sp. J. ul. Zawilaska 43 03-068 Warszawa, Poland tel.: 48 22 518 36 00 fax: ... and rear wheels: 51 cm Maximum user weight: 135 kg Maximum bag load: 5 kg Walker weight: 7.350 kg **AT51005** Four-wheel aluminium walker Foldable four-wheel aluminium walker. Tilttable footrests, seat w... lang:en score:10 filesize: 11.93 M page_count: 71 document date: 2019-11-08



[pdf] Catalog

Untitled PRODUCT CATALOGUE original media s bol BBBYMGZ806GN ||| PRODUCT CATALOGUE BLUE MADE IN EU LINE Antar has been a company existing at the market since 19 ... and rear wheels: 51 cm Maximum user weight: 135 kg Maximum bag load: 5 kg Walker weight: 7.350 kg **AT51005** Four-wheel aluminium walker Foldable four-wheel aluminium walker. Tilttable footrests, seat w... lang:en score:10 filesize: 4.96 M page_count: 35 document date: 2020-05-08