

Amazon 4K55M600A

Amazon Fire TV 55" Omni Series 4K UHD Smart TV User Manual

Model: 4K55M600A

Brand: Amazon

INTRODUCTION

This manual provides comprehensive instructions for the setup, operation, maintenance, and troubleshooting of your Amazon Fire TV 55" Omni Series 4K UHD Smart TV. Designed for a brilliant 4K entertainment experience, this smart TV offers hands-free control with Alexa, bringing your favorite movies and shows to life with vivid 4K Ultra HD, HDR 10, HLG, and Dolby Digital Plus.

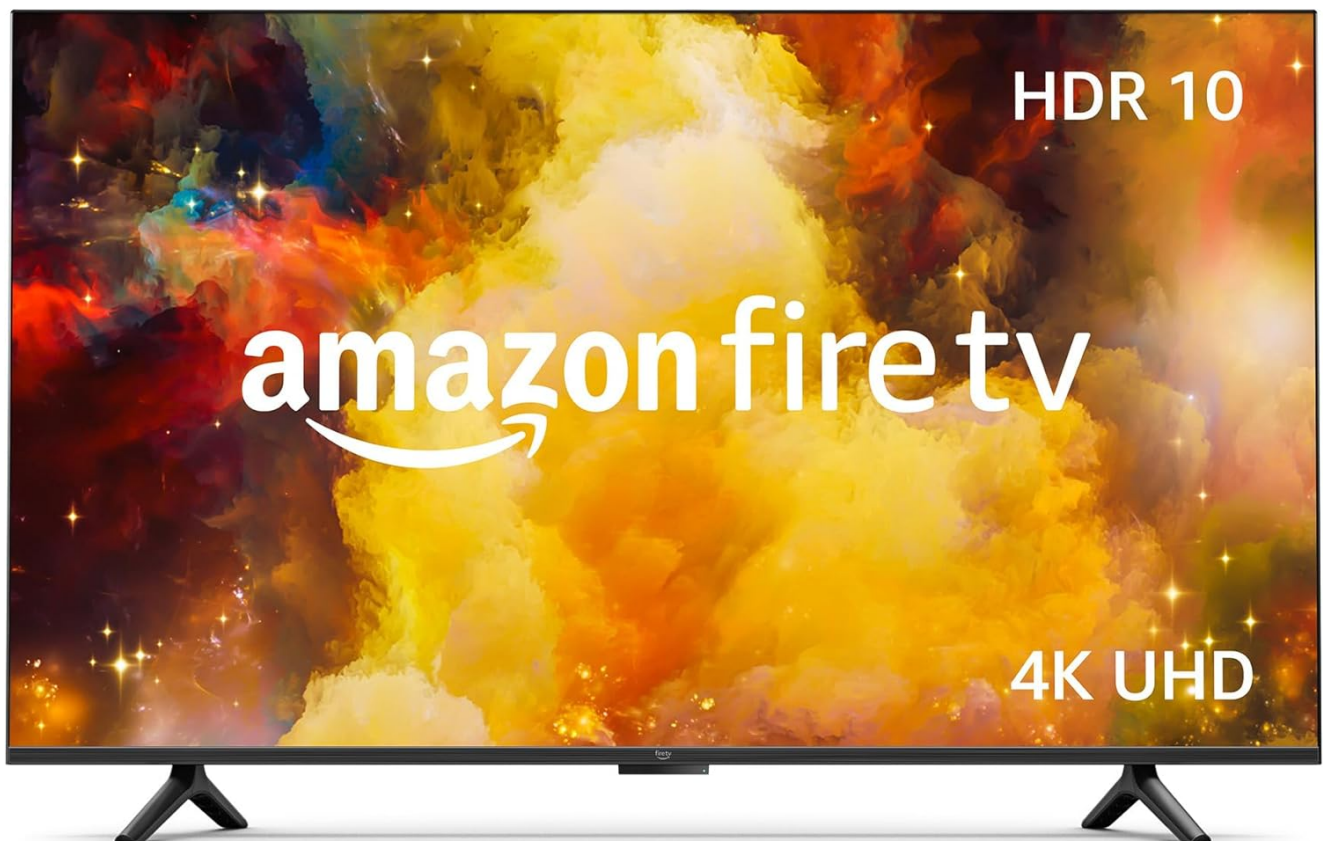


Figure 1.1: The Amazon Fire TV 55" Omni Series, showcasing its 4K UHD resolution and HDR 10 support for a vibrant picture quality.

Games on Fire TV

All things gaming. All in one place.



Play free
with Prime



Play games
via the cloud



No console
required



Use Bluetooth
controllers



Hundreds of
games

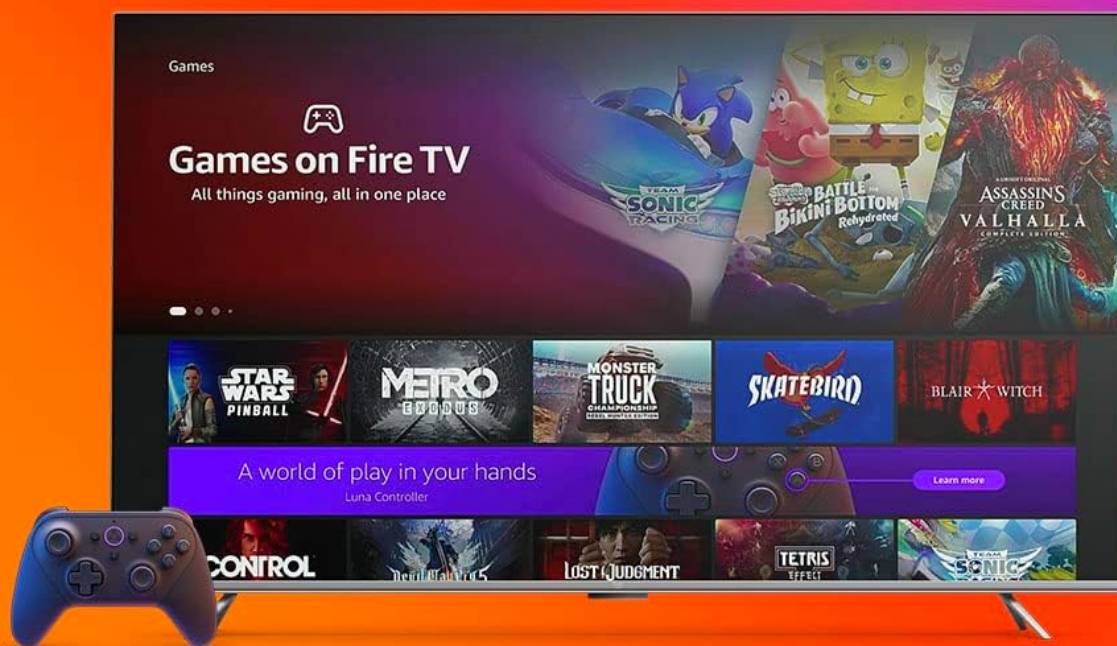


Figure 1.2: The Fire TV Omni Series, emphasizing its hands-free Alexa integration for convenient control.

Key Features:

- **Brilliant 4K Entertainment:** Enjoy movies and shows in vivid 4K Ultra HD with HDR 10, HLG, and Dolby Digital Plus support.
- **Hands-free with Alexa:** Built-in microphones allow you to control the TV, find content, and launch apps using just your voice.
- **Vast Content Library:** Access over 1.5 million movies and TV episodes from popular streaming services.
- **Smart and Evolving:** Fire TV continuously adds new Alexa skills, features, and smart home capabilities.
- **Multiple Connectivity Options:** Features 3 HDMI inputs (including HDMI eARC), 1 USB port, Ethernet, and Digital Optical Audio Output.
- **Privacy Protection:** Includes privacy protections and controls, such as a switch to electronically disconnect microphones.

What's in the Box

Upon unboxing your Amazon Fire TV Omni Series, please verify that all the following components are included:

- Fire TV Omni Series 55" Smart TV
- Fire TV Alexa Voice Remote
- Power Cord
- 2 AAA Batteries (for remote)
- IR Emitter Cable
- 4 Screws (for TV stand assembly)
- TV Stand (2 legs)
- Quick Start Guide



Figure 2.1: Visual representation of the TV dimensions and the complete list of accessories provided in the packaging, including the Fire TV Alexa Voice Remote.

SETUP

3.1 Physical Setup

Before powering on your TV, ensure it is placed on a stable surface or securely mounted. The TV comes with two stand legs for tabletop placement.

1. **Attach the TV Stand:** Carefully place the TV screen-down on a soft, clean surface. Align the two stand legs with the designated slots on the bottom of the TV and secure them with the provided 4 screws. The distance between the TV legs is approximately 39.6 inches.
2. **Wall Mounting (Optional):** If you prefer to wall mount your TV, it supports a VESA Wall Mount Standard of 300 mm x 300 mm. Ensure you use a compatible wall mount kit (sold separately) and follow its installation instructions.
3. **Connect Power:** Plug the power cord into the TV's power input and then into a wall outlet.
4. **Insert Remote Batteries:** Open the battery compartment on the back of the Fire TV Alexa Voice Remote and

insert the two AAA batteries, ensuring correct polarity.



Figure 3.1: Side profile of the TV, illustrating the placement of various connectivity ports for easy access during setup.



Figure 3.2: Rear view of the TV, indicating the VESA mounting pattern and the location of the stand attachment points.

3.2 Initial Power On and Network Connection

Once physically set up, power on your TV and follow the on-screen instructions for initial configuration.

1. **Power On:** Press the power button on the remote or the TV.
2. **Pair Remote:** If prompted, press and hold the Home button on your Fire TV Alexa Voice Remote for 10 seconds until the LED indicator flashes blue.
3. **Select Language:** Choose your preferred language.
4. **Connect to Network:** Select your Wi-Fi network from the list and enter the password. Alternatively, connect an Ethernet cable to the Ethernet port for a wired connection.
5. **Amazon Account Login:** Log in with your Amazon account credentials. If you don't have one, you will be guided to create one.

3.3 Alexa Setup

Your Fire TV Omni Series features hands-free Alexa. During initial setup, you will be prompted to enable this feature. Ensure the microphone switch on the TV is enabled if you wish to use hands-free voice control.

- **Hands-free Alexa:** Once enabled, simply say "Alexa" followed by your command to control the TV, search for content, or access smart home features.
- **Remote Alexa:** Press and hold the Alexa button on your Fire TV Alexa Voice Remote to issue voice commands.

OPERATING YOUR FIRE TV

4.1 Basic Controls with Fire TV Alexa Voice Remote

The included remote allows you to navigate the Fire TV interface and control your TV's functions.

- **Navigation Ring:** Use to move through menus and select items.
- **Select Button:** Confirm selections.
- **Back Button:** Return to the previous screen.
- **Home Button:** Go to the Fire TV home screen.
- **Menu Button:** Access contextual options.
- **Volume Buttons:** Adjust TV volume.
- **Mute Button:** Mute/unmute TV audio.
- **Power Button:** Turn the TV on/off.
- **Alexa Button:** Press and hold to activate Alexa voice commands via the remote.

4.2 Streaming Content

Your Fire TV provides access to a vast library of streaming content.

- **Browse Apps:** From the home screen, navigate to the "Apps" section to discover and download your favorite streaming applications (e.g., Netflix, Prime Video, Disney+, YouTube). Subscription fees may apply for certain services.
- **Search:** Use the voice search feature (hands-free or remote) or the on-screen keyboard to find specific movies, TV shows, or genres.
- **Live TV:** Access live and free TV content through supported apps or connected antennas.



TV dimensions

What's in the box?

- TV
- Power cord
- IR emitter cable
- 4 screws
- TV stand (2 legs)
- Quick Start Guide
- Alexa Voice Remote Enhanced
- 2 AAA batteries



Figure 4.1: The Fire TV interface showcasing a selection of popular streaming applications available for download and use.

4.3 Connecting External Devices

The Fire TV Omni Series offers multiple ports for connecting external devices such as gaming consoles, Blu-ray players, soundbars, and more.

- **HDMI Ports:** Connect up to four HDMI devices. The TV includes 3 HDMI 2.0 ports and 1 HDMI 2.1 port with eARC. The HDMI eARC port allows for enhanced audio return channel functionality, ideal for connecting soundbars or AV receivers.
- **USB Port:** Connect USB storage devices for media playback or other compatible accessories.
- **Ethernet Port:** For a stable wired internet connection.
- **Digital Optical Audio Output:** Connect to audio systems that support optical input for high-quality digital audio.
- **IR Emitter Cable:** Use the included IR emitter cable to control certain functions of compatible IR-enabled devices (e.g., cable boxes, soundbars) that are not directly connected via HDMI-CEC.

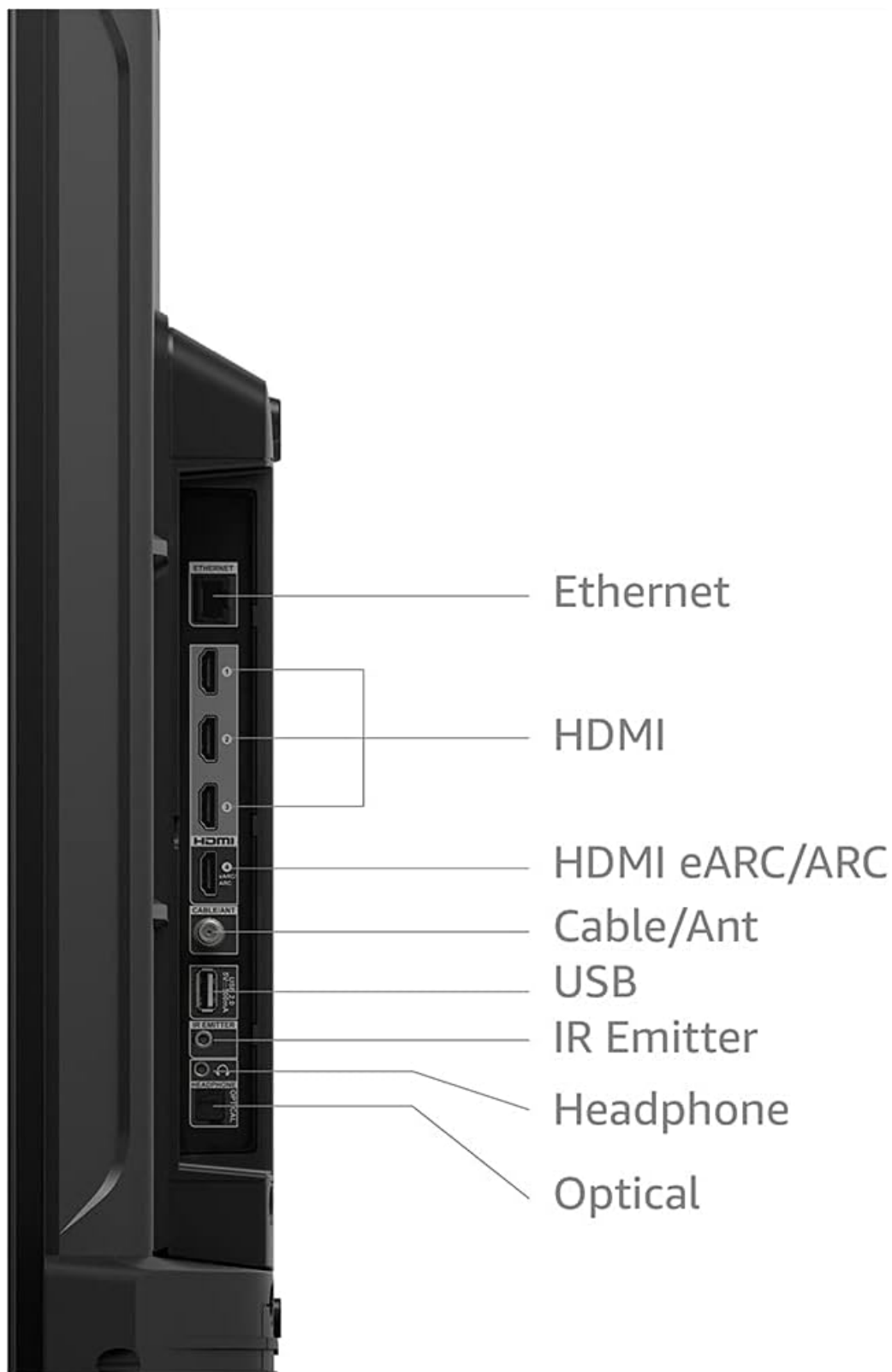


Figure 4.2: Detailed view of the TV's input/output ports, with labels indicating their functions for easy connection of external devices.

4.4 Accessibility Features

The Fire TV Omni Series includes several accessibility features to enhance the user experience:

- **VoiceView Screen Reader:** Provides audio descriptions of on-screen elements for users who are blind or visually impaired.
- **Screen Magnifier:** Allows users to zoom in and pan around the screen for better visibility of content.
- **Text Banner:** Consolidates on-screen text into a compact, customizable banner.
- **Closed Captioning:** Display captions for videos and TV shows where available.

- **Audio Description:** Provides verbal descriptions of on-screen actions, facial expressions, and scene changes for supported content.
- **Bluetooth Hearing Aid/Headphone Support:** Supports audio streaming for select compatible Bluetooth hearing aids and devices for private listening.

MAINTENANCE

Proper maintenance ensures the longevity and optimal performance of your Fire TV.

- **Cleaning the Screen:** Gently wipe the screen with a soft, dry, lint-free cloth. For stubborn smudges, lightly dampen the cloth with water. Avoid using harsh chemicals, abrasive cleaners, or sprays directly on the screen.
- **Cleaning the TV Body:** Use a soft, dry cloth to wipe the exterior of the TV.
- **Ventilation:** Ensure the TV's ventilation openings are not blocked to prevent overheating. Maintain adequate space around the TV for air circulation.
- **Power Cord:** Regularly check the power cord for any damage. If damaged, discontinue use and contact customer support.

TROUBLESHOOTING

If you encounter issues with your Fire TV, refer to the following common troubleshooting steps:

Problem	Possible Cause / Solution
No Power / TV Not Turning On	<ul style="list-style-type: none">• Ensure the power cord is securely plugged into both the TV and a working wall outlet.• Try a different outlet.• Check if the power indicator light on the TV is on.
No Picture / Black Screen	<ul style="list-style-type: none">• Verify the correct input source is selected (e.g., HDMI 1, HDMI 2).• Check HDMI cable connections to external devices.• Restart the TV by unplugging it from the power outlet for 30 seconds, then plugging it back in.• Ensure the external device (e.g., cable box, game console) is powered on.
No Sound	<ul style="list-style-type: none">• Check the TV volume and ensure it is not muted.• If using external audio equipment (soundbar, receiver), ensure it is powered on and correctly connected. Check its volume and input settings.• Verify audio settings on the TV (e.g., output to TV speakers, optical, or HDMI eARC).
Remote Not Responding	<ul style="list-style-type: none">• Replace the AAA batteries in the remote.• Ensure there are no obstructions between the remote and the TV.• Re-pair the remote by pressing and holding the Home button for 10 seconds.

Problem	Possible Cause / Solution
Wi-Fi Connectivity Issues	<ul style="list-style-type: none">Restart your Wi-Fi router and modem.Ensure the TV is within range of your Wi-Fi router.Verify the Wi-Fi password entered is correct.Consider using a wired Ethernet connection for stability.
App Freezing or Crashing	<ul style="list-style-type: none">Close and reopen the application.Clear the cache and data for the problematic app in the TV settings.Ensure your Fire TV OS is up to date. Navigate to Settings > My Fire TV > About > Check for Updates.

SPECIFICATIONS

Detailed technical specifications for the Amazon Fire TV 55" Omni Series 4K UHD Smart TV:

Feature	Detail
Model Number	4K55M600A
Resolution	3840 x 2160 (4K UHD)
High Dynamic Range (HDR)	HDR 10, HLG
Backlight Type	Direct LED
Refresh Rate	60 Hz
Screen Size (Diagonal)	55" (Viewable: 54.6")
HDMI Ports	3 x HDMI 2.0, 1 x HDMI 2.1 (with eARC)
USB Port	1 x USB
Ethernet Port	1 x Ethernet
Digital Optical Audio Output	1 x Digital Optical Audio Port
Voice Support	Hands-free with Alexa, Fire TV Voice Remote, Fire TV app
Audio Support	Dolby Digital Plus with passthrough of Dolby-encoded audio
Audio Power	8W + 8W
Operating System	Fire TV OS
Product Size (without stand)	48.6" x 28.5" x 3.6"
Weight (without stand)	25 lb
VESA Wall Mount Standard	300 mm x 300 mm

Feature	Detail
Front Finish	Black plastic
Connectivity	Wi-Fi or Ethernet

WARRANTY AND SUPPORT

8.1 Warranty Information

Your Amazon Fire TV Omni Series 55" Smart TV comes with a **1-year limited warranty and service** included. Optional 3-Year and 4-Year Extended Warranty plans are available for U.S. customers and are sold separately. Please refer to the terms and conditions provided at the time of purchase or visit the official Amazon Fire TV website for detailed warranty information.

8.2 Software Security Updates



This device receives guaranteed software security updates until at least four years after the device is last available for purchase as a new unit on Amazon websites. For more information on software security updates or to manage your device, visit the "Manage Your Content and Devices" section on Amazon's website.


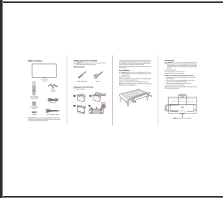
8.3 Customer Support

For further assistance, technical support, or to explore more information about your Fire TV Omni Series, please visit the Amazon customer support portal or the dedicated Fire TV support pages online. You can also find additional resources and FAQs to help you with your device. For general inquiries or to contact Amazon Customer Service, visit: amazon.com/contact-us

© 2023 Amazon. All rights reserved. Amazon, Fire, and all related logos are trademarks of Amazon.com, Inc. or its affiliates.

Related Documents

	<p>Amazon Fire TV User Manual: Setup and Features</p> <p>Comprehensive user manual for Amazon Fire TV 4-Series, Omni Series, and Omni QLED Series smart TVs. Covers setup, features, troubleshooting, and smart home integration.</p>
	<p>Amazon Fire TV 4-Series 4K UHD Smart TV Setup Guide</p> <p>A comprehensive guide to setting up and using your Amazon Fire TV 4-Series 4K UHD Smart TV, including unboxing, installation, remote pairing, network connection, and troubleshooting.</p>

	<p>Amazon Fire TV 4-Series and Omni Series User Manual</p> <p>Comprehensive user manual for Amazon Fire TV 4-Series and Omni Series smart TVs. Learn how to set up, install, and use your Fire TV, including connecting devices, navigating the interface, and utilizing Alexa features.</p>
	<p>Amazon Fire TV Omni QLED Series Setup and User Guide</p> <p>A comprehensive guide to setting up and using your Amazon Fire TV Omni QLED Series smart TV, including remote pairing, network connection, troubleshooting, and Alexa features.</p>

Documents - Amazon – 4K55M600A



[Amazon Fire TV 4-Series and Omni Series User Manual](#)

Comprehensive user manual for Amazon Fire TV 4-Series and Omni Series smart TVs. Learn how to set up, install, and use your Fire TV, including connecting devices, navigating the interface, and utilizing Alexa features.

lang:en score:34 filesize: 2.97 M page_count: 101 document date: 2022-07-19



[Amazon Fire TV User Manual: Setup and Features](#)

Comprehensive user manual for Amazon Fire TV 4-Series, Omni Series, and Omni QLED Series smart TVs. Covers setup, features, troubleshooting, and smart home integration.

lang:en score:32 filesize: 3.76 M page_count: 108 document date: 2023-03-09



[pdf] User Manual Documentation

FireTV 4Series Omni OmniQLED US Usermanual customerdocumentation s3 us west 2 amazonaws

Amazon Fire TV User Guides Smart Documentation |||

User Manual Fire TV 4-Series SKU # 43 4K43N400A 50 4K50N400A 55 4K55N400A

Fire TV Omni Series SKU # 43 4K43M600A 50 4K50M600A 55 **4K55M600A** Fire TV

Omni QLED Series SKU # 65 QL65F601A 75 QL75F601A Welcome and

congratulations on your new Amazon Fire TV smart TV With your new Amazon Fire

T...

lang:en score:23 filesize: 3.57 M page_count: 107 document date: 2022-10-31



[pdf] User Manual Documentation

User ManualAmazon Fire TV Omni QLED Series 4K UHD smart TVFireTV 4Series OmniQLED US

Usermanualcustomerdocumentation s3 us west 2 amazonaws Amazon Guides Smart Documentation

FireTV Usermanual |||

User Manual Fire TV 4-Series SKU # 43 4K43N400A 50 4K50N400A 55 4K55N400A

Fire TV Omni Series SKU # 43 4K43M600A 50 4K50M600A 55 **4K55M600A** Fire TV

Omni QLED Series SKU # 65 QL65F601A 75 QL75F601A Welcome and




congratulations on your new Amazon Fire TV smart TV With your new Amazon Fire

T...

lang:en score:21 filesize: 3.76 M page_count: 108 document date: 2023-03-09

CCFiberTV	
Compatible Device List	
Device Type	Device Name
Apple Phone & Tablet	iPhone (iOS 14+): <ul style="list-style-type: none">SE (gen 1-2)8, 8+XR, X, XS, XS Max11 Pro, 11 Pro Max12 mini, 12, 12 Pro, 12 Pro Max
	iPad (iOS 14 - iPadOS 14+): <ul style="list-style-type: none">iPad Air 2, iPad mini 4, iPad Gen 5iPad Pro 9.7", 10.5", 11" (gen 1-2), 12.9" (gen 1-2) PLANNED TO SUPPORT - TBD: <ul style="list-style-type: none">iPad 10.2" (2020), iPad Air 10.9" (2020)
Android Phone & Tablet	VARIOUS (Android 11+) Google: <ul style="list-style-type: none">Pixel 3, 3XL, 3A, 3AXL, 4, 4XL, 4APixel Slate Samsung: <ul style="list-style-type: none">Galaxy S9, S9+, S10E, S10, S10+Notes 9, 10, 10+Tab S8E, S8 PLANNED TO SUPPORT - TBD: <ul style="list-style-type: none">Google<ul style="list-style-type: none">Pixel 4A with 5GPixel 5Micromax DuoSamsung Galaxy<ul style="list-style-type: none">Z Fold2 5G, Z FlipGalaxy Z Ultra 5GTab S8 5G, Tab S7+S21 Ultra 5G, S21+ 5G, S21 5GSony Xperia 5 IILG<ul style="list-style-type: none">Q7 Plus, Wing 5GOnePlus<ul style="list-style-type: none">8, 8T, 8 Pro, Nord N10 5G, Nord N100
	Amazon Fire TV (Fire OS 5+) <ul style="list-style-type: none">Fire TV 4K Max (2021)Fire TV Stick Gen 2 (2016)Basic Edition (2017)Fire TV Stick 4K (2018)Fire TV Stick (2020), Fire TV Stick Lite (2020) Android (OS 9+) <ul style="list-style-type: none">TiVo Stream 4KChromecast with Google TV (2020)
TV Retail Streaming Set-Top-Box	Apple (tvOS 14+) <ul style="list-style-type: none">Apple TV (A1825)Apple TV 4K (A1842)Apple TV 4K (A2169)* Android (OS 9+) <ul style="list-style-type: none">vUla (TBD; Ganesh)Shield TV (2017, 2019)Shield TV Pro (2017, 2019)Xiaomi (TBD; Ganesh)4K Box, MI Box S 4K HDREmotio<ul style="list-style-type: none">Jetstream AGT418 STB (OS 9+) Amazon Fire TV (Fire OS 5+) (TBD; Ganesh) <ul style="list-style-type: none">Fire TV Gen 3, pendant (2017)Fire TV Cube (Gen 1, Gen 2)
	<small>*Known Issues: Inconsistent functionality of D-Pad keys on new remote control. Will be addressed in future client update.</small>
TV	Android (OS 9+)

Android Operator Tier Streaming Set-Top-Box	<ul style="list-style-type: none"> KAON KSTB200 ARRIS VP16102W AMINO AMIGO 7X V2 EVOLUTION DIGITAL EVO PRO (OS 10+)
TV	Amazon Fire TV (OS 6+) <ul style="list-style-type: none"> Fire TV Edition Anker Nebula D3000 (2019) SUPPORTED BUT NOT TESTED: <ul style="list-style-type: none"> Android TV (OS 9+) JBL Link Bar
Smart Soundbar	SUPPORTED WITH LIMITED TESTING: Amazon Fire TV Omni 4K Series <ul style="list-style-type: none"> Fire TV Omni (2021) - 4K43M600A*, 4K50M600A, 4K55M600A, 4K65M600A, 4K75M600A <i>*Tested and validated. Remaining sizes are untested but uses the same chipset and Fire TV OS.</i> SUPPORTED BUT NOT TESTED: Amazon Fire TV 4-Series 4K UHD <ul style="list-style-type: none"> Fire TV 4-Series (2021) - SKU's ending with N400A Amazon Fire TV Edition (OS 5+) <ul style="list-style-type: none"> Element (2017) 4K AFTR Insignia <ul style="list-style-type: none"> (2018) HD - NS-34DF710NA19 (2018) 4K - NS-43DF710NA19, NS-50DF710NA19, NS-55DF710NA19 (2020) 4K - NS-43DF710NA21 Toshiba <ul style="list-style-type: none"> (2018) 32L F221U19 (2018/19) 43LF621U19, 55LF621U19, 43LF711U20 (2020) 50LF621U21 Android TV (OS 8+) <ul style="list-style-type: none"> Sony <ul style="list-style-type: none"> Z9G, Z8H, A9G, A9F, Z9F, A8H, A8G, A1E, A8F, X950H, X950G, X900H, X850G, X800H, X900F, X850F, X800F, X780F, X750H, X750F, X940E/ X930E, X900E, X850E, X800E, X720E Sharp Smart TV <ul style="list-style-type: none"> XU, UA6800X, AL1X, UE630X, LE580X Philips <ul style="list-style-type: none"> 5900, 5704 Hisense <ul style="list-style-type: none"> H55, H65, H8, H9, H55, H6570, H6590 PLANNED TO SUPPORT - TBD: <ul style="list-style-type: none"> Samsung (Tizen OS 3.0+) <ul style="list-style-type: none"> 2017 (OS 3.0) 2018 (OS 4.0) 2019 (OS 5.0) 2020 (OS 5.5) LG (webOS TV 3.5+) <ul style="list-style-type: none"> 2016-17 (OS 3.5+) 2018-19 (OS 4.0+) 2020 (OS 5.0+)
TV	
Game Console	PLANNED TO SUPPORT - TBD: Microsoft <ul style="list-style-type: none"> XBOX One X, One S Series S, Series X
Web Browser	Google: <ul style="list-style-type: none"> Chrome (89+) Mozilla: <ul style="list-style-type: none"> Firefox (87+) Microsoft: <ul style="list-style-type: none"> Edge (89+)
Web Browser	Apple: <ul style="list-style-type: none"> Safari (13+)






Have Questions? We're Here To Help!
Contact Our Team

Technical Support Team available 24/7 by calling
(800) 967-2382 & select Option 2

Live Chat with our Technical Support Team
Monday - Friday, 7am - 11pm

Email: info@cumberlandconnect.org



[pdf]

Compatible Device List cumberlandconnect.org Type Name Apple Phone Tablet iPhone iOS 14 SE gen 1

2 8 XR X XS Max 11 Pro CCFiber TV 01 19 2022 |||

Compatible Device List Device Type Device Name Apple Phone Tablet Android

Phone Tablet TV Str ... D WITH LIMITED TESTING: Amazon Fire TV Omni 4K Series

Fire TV Omni 2021 - 4K43M600A*, 4K50M600A, **4K55M600A**, 4K65M600A,

4K75M600A *Tested and validated. Remaining sizes are untested but uses the sam...

lang:en **score:16** filesize: 166.23 K page_count: 1 document date: 2022-01-19