

Donner DBM-20

Donner Wireless Page Turner Pedal Instruction Manual

Model: DBM-20

INTRODUCTION

Thank you for choosing the Donner Wireless Page Turner Pedal. This versatile foot pedal is designed to enhance your experience with digital music scores, teleprompter applications, and various media controls across multiple platforms, including iOS, Android tablets, Mac, and PC. Its intuitive design and long-lasting rechargeable battery provide hands-free control, allowing you to focus on your performance or presentation.

PRODUCT OVERVIEW

The Donner Wireless Page Turner Pedal (Model DBM-20) features a durable construction with a stylish wood grain panel. It is equipped with two main foot pedals for page turning and mode selection buttons for various functionalities.



Image: Top view of the Donner Wireless Page Turner Pedal, highlighting its two foot pedals, mode and power buttons, and elegant wood grain design.

PACKAGE CONTENTS

- Donner Wireless Page Turner Pedal (DBM-20)
- USB Charging Cable
- User Manual (this document)

CONTROLS AND INDICATORS

The pedal features clearly marked controls and LED indicators for easy operation.

- **MODE Button:** Used to cycle through different operating modes (e.g., page up/down, left/right, media control).
- **POWER Button:** Turns the device on/off.
- **Battery Indicator LEDs:** Four-segment LED display showing real-time remaining power (35%, 55%, 75%, 100%).
- **Mode Indicator LEDs:** Lights indicating the currently selected operating mode.
- **TURN / PLAY Pedals:** Left and Right foot pedals for primary functions like page turning or media play/pause.

Battery Indicator

Four-segment power display LED light, real-time display of remaining power



MODE



POWER



Image: Detailed view of the pedal's control panel, showing the MODE and POWER buttons, along with the battery level and mode indicator LEDs.

CHARGING THE DEVICE

The Donner Wireless Page Turner Pedal comes with a built-in rechargeable battery, offering over 50 hours of continuous use on a single charge.

1. Locate the Type-C power connector on the side of the pedal.
2. Connect the provided USB charging cable to the pedal and a compatible USB power source (e.g., computer USB port, USB wall adapter).
3. The battery indicator LEDs will illuminate to show charging progress. All four LEDs will be solid when fully charged.

Type C Power Connector




Image: Side view of the pedal, highlighting the Type-C USB charging port.

SETUP AND PAIRING

The pedal connects wirelessly via Bluetooth to your device.

1. Ensure the pedal is charged.
2. Turn on the pedal by pressing the **POWER** button. The power indicator LED will light up.
3. On your tablet, phone, or computer, enable Bluetooth and search for available devices.
4. Select "Donner Page Turner" or a similar name from the list of discovered devices to pair.
5. Once paired, the connection indicator on the pedal (if present, or a steady blue light) will confirm the successful connection.

OPERATING MODES

The Donner Page Turner supports multiple operating modes to suit various applications. Press the **MODE** button to cycle

through these modes. The mode indicator LEDs will change to reflect the active mode.

- **Mode 1 (Page Up/Down):** Ideal for turning pages in sheet music apps or documents. Left pedal for previous page, right pedal for next page.
- **Mode 2 (Left/Right Arrow):** Simulates left and right arrow key presses, useful for presentations or specific apps.
- **Mode 3 (Media Control):** Controls media playback (e.g., play/pause, skip tracks).
- **Mode 4 (Teleprompter Scroll):** Designed for teleprompter apps, allowing smooth scrolling.
- **Mode 5 (Customizable):** Some apps allow custom mapping of pedal actions. Refer to your app's settings for customization options.

USAGE WITH APPLICATIONS

The pedal is compatible with a wide range of applications. For optimal performance, ensure your application supports external Bluetooth keyboard or pedal input.

- **Music Reading Apps (e.g., ForScore, MobileSheets):** These apps are highly recommended for seamless page turning. Ensure any "Smart Scroll" or similar features in your iPad settings (if applicable) are disabled if you experience issues, as noted by some users.
- **Teleprompter Apps:** Use the dedicated teleprompter mode for smooth text scrolling.
- **Presentation Software:** Advance slides in presentations (e.g., PowerPoint, Google Slides) using the appropriate mode.
- **E-readers:** Turn pages in e-books on compatible devices.

For specific app compatibility and settings, consult the application's help documentation or support resources.

OFFICIAL PRODUCT VIDEO

Your browser does not support the video tag.

Video: An official overview of the Donner DBM-1 Wireless Page Turner Pedal, demonstrating its features and functionality. This video is provided by Donner.

MAINTENANCE

- Keep the pedal clean and free from dust and debris. Use a soft, dry cloth for cleaning.
- Avoid exposing the device to extreme temperatures, humidity, or direct sunlight.
- Store the pedal in a safe place when not in use to prevent accidental damage. The reliable rubber non-slip mat on the bottom helps keep it stable during use.

Reliable rubber non-slip mat



Image: Underside of the pedal, showing the non-slip rubber feet for stability.

TROUBLESHOOTING

Problem	Possible Cause	Solution
Device not turning on	Low battery	Charge the pedal using the provided USB cable.
Cannot pair via Bluetooth	Bluetooth not enabled on host device; pedal not in pairing mode; interference.	Ensure Bluetooth is on and visible. Turn the pedal off and on again. Move closer to the host device.
Pedal not responding in app	Incorrect operating mode; app not compatible; app settings interfering.	Cycle through modes using the MODE button. Check app compatibility and settings (e.g., disable "Smart Scroll" on iOS).

SPECIFICATIONS

Feature	Detail
Model	DBM-20
Item Weight	12.7 ounces
Product Dimensions	4.72 x 3.94 x 1.38 inches (121 x 106 x 43.5 mm)
Compatible Devices	PC, Tablet (iOS, Android, Mac)
Hardware Interface	USB Type-C (for charging)
Power Source	Battery Powered, Corded Electric
Battery Life	50+ hours (rechargeable)
Color	Brown

Product Size

Size:**121x106x43.5** Weight(With data cable):**269G**








Image: Dimensional diagram of the pedal, showing its length, width, and height.

WARRANTY AND SUPPORT

For warranty information, technical support, or further assistance, please refer to the official Donner website or contact Donner customer service directly. Details regarding product registration and support channels can typically be found on the manufacturer's official resources.

© 2024 Donner. All rights reserved.

Related Documents - DBM-20

	<p>Donner DBM-50 Bluetooth Page Turner User Manual</p> <p>User manual for the Donner DBM-50 Bluetooth Page Turner, detailing product features, functions, operation, troubleshooting, and safety precautions. This device is designed for musicians, speakers, and educators, offering hands-free control for digital music, presentations, and e-books.</p>
	<p>Donner DBM-1 Bluetooth Music Pedal User Manual</p> <p>User manual for the Donner DBM-1 Bluetooth Music Pedal, covering LED indications, charging, sleep function, virtual keyboard, item specifications, basic functions, modes, power indicators, repeat indicators, powering on, pairing, and troubleshooting.</p>
	<p>Donner DBM-1 Bluetooth Music Pedal User Manual</p> <p>Comprehensive user manual for the Donner DBM-1 Bluetooth Music Pedal, detailing its functions, LED indications, charging procedures, pairing process, troubleshooting tips, and recommended music applications for enhanced performance.</p>
	<p>Donner Mod Square 7-Mode Modulation Effects Pedal</p> <p>The Donner Mod Square is a versatile 7-mode modulation effects pedal for guitarists, offering a range of classic and unique modulation sounds including Chorus A, Chorus B, Phaser, Tremolo, Rotary, Vibrato, and Flanger. It features true bypass, a digital circuit design, and a durable metal footswitch with an LED status indicator. Key controls include E.LEVEL for effect level, DEPTH for modulation intensity, and RATE for speed.</p>
	<p>Donner DT-1 Pedal Tuner - User Manual, Specifications, and Features</p> <p>Explore the Donner DT-1 Pedal Tuner with this comprehensive guide. Learn about its product interface, chromatic tuning capabilities, precise specifications, easy operation, and important usage notes. Ideal for guitarists and bassists seeking accurate tuning.</p>

✦ DONNER

USER MANUAL



Цифровое пианино **DDP-80**
Самый чистый звук Donner

[Donner DDP-80 Digital Piano User Manual](#)

Comprehensive user manual for the Donner DDP-80 digital piano, covering installation, features, operation, maintenance, and safety precautions. Includes product contents and technical specifications.