

CREATE Warm Towel 500W

CREATE Warm Towel 500W Electric Towel Warmer Instruction Manual

Model: Warm Towel 500W (8435572607890)

1. INTRODUCTION

This instruction manual provides essential information for the safe and efficient operation, installation, and maintenance of your CREATE Warm Towel 500W Electric Towel Warmer. Please read this manual thoroughly before using the appliance and retain it for future reference.

The CREATE Warm Towel 500W is designed to function as a 3-in-1 appliance: a towel dryer, a clothes warmer, and a supplementary heater for bathrooms or dressing rooms. It features a programmable digital control for enhanced convenience and energy efficiency.

2. SAFETY INSTRUCTIONS

To prevent injury or damage, always observe the following safety precautions:

- Ensure the appliance is installed by a qualified professional in accordance with local electrical codes.
- Do not immerse the appliance in water or other liquids.
- Keep the appliance away from flammable materials.
- Do not cover the towel warmer when in operation, as this may cause overheating.
- This appliance is not intended for use by persons (including children) with reduced physical, sensory or mental capabilities, or lack of experience and knowledge, unless they have been given supervision or instruction concerning use of the appliance by a person responsible for their safety.
- Children should be supervised to ensure that they do not play with the appliance.
- Unplug the appliance from the power outlet before cleaning or performing any maintenance.
- If the power cord is damaged, it must be replaced by the manufacturer, its service agent, or similarly qualified persons to avoid a hazard.
- Do not use the appliance if it has been dropped or damaged.
- Ensure the voltage indicated on the rating label corresponds to your mains voltage.

3. PACKAGE CONTENTS

Verify that all items are present and in good condition:

- CREATE Warm Towel 500W Electric Towel Warmer unit
- Mounting hardware (screws, wall plugs)
- Instruction Manual

4. PRODUCT OVERVIEW

The CREATE Warm Towel 500W is designed for efficient heating and drying. Key features include:

- **3-in-1 Functionality:** Serves as a towel dryer, clothes warmer, and a supplementary heater for small spaces.
- **Programmable Control:** Allows for scheduled operation, such as pre-heating towels.
- **Digital Display:** An LCD screen shows the current temperature and settings.
- **Low Consumption:** Operates at 500W for energy-efficient comfort.



Figure 4.1: Front view of the CREATE Warm Towel 500W Electric Towel Warmer.



Figure 4.2: The towel warmer in use, holding two towels.



Figure 4.3: Close-up view of the digital control panel with LCD display and buttons.

5. SETUP AND INSTALLATION

This model is designed for wall-mounted installation. Professional installation is recommended to ensure safety and compliance with electrical regulations.

5.1. Choosing a Location

- Select a wall location in your bathroom or dressing room that is away from direct water spray and within reach of a suitable power outlet.
- Ensure there is sufficient clearance around the unit for air circulation and to hang towels.
- The wall must be capable of supporting the weight of the towel warmer and any towels placed on it.

5.2. Mounting Instructions

1. Carefully unpack the towel warmer and all accessories.
2. Using the provided template (if included) or by measuring the mounting points on the unit, mark the drilling locations on the wall.
3. Drill holes at the marked locations and insert the appropriate wall plugs.
4. Secure the mounting brackets to the wall using the screws.
5. Carefully attach the towel warmer to the mounted brackets. Ensure it is securely fastened and level.
6. Once mounted, plug the power cord into a grounded electrical outlet.



Figure 5.1: Example of the towel warmer installed in a bathroom setting.



Figure 5.2: Dimensional drawing showing the height (969 mm), width (550 mm), and depth (50 mm) of the unit.

6. OPERATING INSTRUCTIONS

The CREATE Warm Towel 500W features a user-friendly digital control panel.

6.1. Power On/Off

- Press the power button on the control panel to turn the unit on or off. The LCD display will illuminate

when the unit is active.

6.2. Temperature Adjustment

- Use the '+' and '-' buttons to adjust the desired temperature. The current temperature setting will be shown on the LCD display.

6.3. Programmable Mode (Towel Warming)

This mode allows you to pre-heat towels for a set duration before use.

1. Press the '1H' button (or similar timer button) to activate the programmable towel warming function.
2. The unit will heat for a specified duration (e.g., 1 or 2 hours) and then automatically turn off or switch to a lower maintenance temperature. Refer to the display for active program status.
3. This feature is ideal for ensuring warm towels are ready when you need them, without continuous operation.

6.4. Continuous Heating Mode

For continuous room heating, simply set your desired temperature without activating the timer function. The unit will maintain the set temperature until manually turned off.

7. MAINTENANCE

Regular cleaning and proper care will ensure the longevity and optimal performance of your towel warmer.

- **Cleaning:** Before cleaning, always unplug the appliance and allow it to cool completely. Wipe the surfaces with a soft, damp cloth. Do not use abrasive cleaners, solvents, or harsh chemicals, as these can damage the finish.
- **Storage:** If not in use for an extended period, clean the unit and store it in a dry, safe place.
- **Inspection:** Periodically check the power cord and plug for any signs of damage. If damage is found, contact qualified personnel for repair.

8. TROUBLESHOOTING

If you encounter issues with your CREATE Warm Towel 500W, refer to the following table:

Problem	Possible Cause	Solution
Unit does not turn on.	No power supply. Power button not pressed.	Check if the unit is properly plugged into a working outlet. Press the power button on the control panel.
Unit is not heating.	Temperature set too low. Unit is in programmable mode and cycle has ended.	Increase the set temperature. Check the display for program status. Restart if necessary or switch to continuous heating.
Uneven heating of towels.	Towels are too thick or overlapping excessively.	Ensure towels are spread out evenly and not excessively layered to allow proper heat distribution.
Unusual odors during initial use.	New product "burn-off" smell.	This is normal for new heating appliances and should dissipate after a few uses. Ensure adequate ventilation.

If the problem persists after attempting these solutions, please contact customer support.

9. SPECIFICATIONS




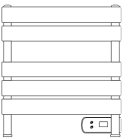


Brand	CREATE
Model Number	8435572607890
Power	500 Watts
Dimensions (L x W x H)	50 x 55 x 95.5 cm
Item Weight	6.52 Kilograms
Color	White




10. WARRANTY AND SUPPORT

For warranty information, please refer to the documentation provided at the time of purchase or contact your retailer. For technical support or service inquiries, please visit the official CREATE website or contact their customer service department.


Keep your purchase receipt as proof of purchase for warranty claims.

Related Documents - Warm Towel 500W

<div>  <small>Warm Towel Tube User manual Manual de instrucciones</small></div>	<p>CREATE Warm Towel Tube User Manual and Installation Guide</p> <p>Official user manual and installation guide for the CREATE Warm Towel Tube electric towel rail. Provides detailed instructions on safety, parts identification, assembly, operation, cleaning, and troubleshooting for optimal use.</p>
<div> WARM TOWEL <small>MINI</small>  <small>ELECTRIC TOWEL RACK TALLEREO ELECTRICO USER MANUAL</small></div>	<p>Create Warm Towel Mini 150W Electric Towel Warmer User Manual</p> <p>Comprehensive user manual for the Create Warm Towel Mini 150W electric towel warmer. This guide provides detailed instructions on setup, operation, safety precautions, maintenance, and troubleshooting for optimal performance.</p>
<div>  <small>Warm Towel Pro User manual Manual de instrucciones</small></div>	<p>CREATE Warm Towel Pro User Manual - Electric Towel Warmer Instructions</p> <p>User manual and operating instructions for the CREATE Warm Towel Pro electric towel warmer. Learn about installation, safety, controls, app connectivity, and maintenance.</p>

<div><div>CREATE</div><div></div><div>Warm Crystal User manual Manual de instrucciones</div></div>	<div>CREATE Warm Crystal Heater User Manual</div> <div>Comprehensive user manual for the CREATE Warm Crystal electric heater, detailing installation, safety instructions, operation, smart features, maintenance, and troubleshooting. Available in multiple languages.</div>
<div><div>CREATE</div><div>WARM TOWEL CRYSTAL</div><div></div><div>ELECTRIC TOWEL RACK TOALLERO ELÉCTRICO USER MANUAL</div></div>	<div>CREATE Warm Towel Crystal Electric Towel Rack User Manual</div> <div>User manual for the CREATE Warm Towel Crystal electric towel rack, providing comprehensive installation, operation, and safety instructions for optimal use.</div>
<div><div>CREATE</div><div></div><div>Warm Crystal User manual Manual de instrucciones</div></div>	<div>CREATE Warm Crystal User Manual: Safety, Installation, and Operation Guide</div> <div>Comprehensive user manual for the CREATE Warm Crystal heater, covering safety instructions, installation steps, Wi-Fi connectivity, app usage, operation, maintenance, and storage. Available in multiple languages.</div>

Documents - CREATE – Warm Towel 500W



[\[pdf\]](#) User Manual Instructions Parts List

Manual Warm Towel WARM TOWEL 500W Scaldasalviette elettrico da terra o parete Create create store

it core attachment ajax action id

v003aa18f3069631a4c458e1da0344431b8ec8fd76d359593669a74083c8c3529172

3tOs3uvpB2gbAAGMfguftw element

v003c95b18ddea277888eda6ac605af4fef11f037d6a8c27d2f854f5ef0eabd8e8e2 AhAyV1PHG

qloL4ZBFVKQQ |||

WARM TOWEL ELECTRIC TOWEL RACK TOALLERO ELCTRICO USER MANUAL

WARM TOWEL INDEX ENGLISH SECURITY INSTRUCTIONS6 PARTS LIST7

ASSEMBLY INSTRUCTIONS7 FACILITY8 HOW TO USE9 CLEANING9 ESPAOL

INSTRUCCIONES DE SEGURIDAD10 LISTADO DE PARTES11 INSTRUCCIONES

DE MONTAJE11 INSTALACIN12 INSTRUCCIONES DE USO1...

lang:en score:22 filesize: 892.09 K page_count: 40 document date: 2022-08-08

CREATE



Warm Towel

User manual | Manual de instrucciones

[\[pdf\]](#) User Manual Instructions Parts List

WARM TOWEL 500W Descargar Toallero eléctrico de suelo o pared Create MANUAL OPTIONAL LEGS

V3 create store es core attachment ajax action id

v003b69eaa035a9b539a50b34d18d7d56c4841c1e70740b11e112c887f1affed6693

ObLd4v1bkmEpuiHbNGKXBQ element

v003c95b18ddea277888eda6ac605af4fef11f037d6a8c27d2f854f5ef0eabd8e8e2 AhAyV1PHG

qloL4ZBFVKQQ |||

Warm Towel User manual Manual de instrucciones INDEX ENGLISH Security

instructions6 Parts list7 Assembly of the legs7 Assembly instructions8 Facility8 How

to use9 Cleaning9 PORTUGUS Instrues de segurana14 Lista de peas15 Montagem

das pernas15 Instrues de montagem16 Instalao16 Como utilizar17 ...

lang:en score:21 filesize: 877.35 K page_count: 40 document date: 2024-03-01