



[Manuals.plus](#) /

> [FLEXISPOT](#) /

> FLEXISPOT EN2 60x24 Inch Electric Height Adjustable Standing Desk Instruction Manual

FLEXISPOT MAH0002873

FLEXISPOT EN2 60x24 Inch Electric Height Adjustable Standing Desk Instruction Manual

Model: MAH0002873

INTRODUCTION

Thank you for choosing the FLEXISPOT EN2 Electric Height Adjustable Standing Desk. This manual provides essential information for the proper assembly, operation, and maintenance of your new workstation. Please read it thoroughly before use to ensure optimal performance and safety.



Figure 1: The FLEXISPOT EN2 60x24 Inch Electric Height Adjustable Standing Desk.

SETUP AND ASSEMBLY

Your FLEXISPOT EN2 desk will arrive in two separate packages, which may be shipped independently. Ensure all components are present before beginning assembly.

Included Components:

- Desk Frame
- Motor
- 6-Button Digital Controller
- Cable Management System
- Desk Clamp Power Strip
- 60x24 Inch Whole-Piece Desktop (White)

Assembly may require an electric drill, which is not included in the package. Please refer to the detailed assembly

instructions provided in the box for step-by-step guidance. Avoid using a power drill for all screws to prevent stripping, especially for pre-drilled holes. Hand tools are often sufficient and recommended for certain steps.




Figure 2: Overview of all components included for assembly.

BOXES MAY SHIP & ARRIVE SEPARATELY




Figure 3: The desk components are shipped in two separate packages.

Assembly Video:

Video 1: Official FLEXISPOT Standing Desk Frame Installation Guide. This video provides visual instructions for assembling the desk frame.

OPERATING INSTRUCTIONS

Height Adjustment:

The FLEXISPOT EN2 desk features a 6-button digital controller with 4 programmable memory presets. The motorized system allows for smooth height adjustments from 28.1 inches to 45.7 inches. The motor operates quietly, producing less than 50 dB of noise.

- Use the **Up** and **Down** arrow buttons to manually adjust the desk height.
- Press and hold one of the **4 memory preset buttons** (1, 2, 3, 4) to save your preferred sitting or standing heights.
- Tap a saved preset button to automatically move the desk to your desired height.

MULTIFUNCTIONAL CONTROLLER




Figure 4: The multifunctional digital controller for height adjustment.

Integrated Power Outlet:

The desktop includes a removable clamp power strip with 3 AC outlets (125V/12A) and 2 USB charging ports (5V/2A). This allows for convenient charging of electronic devices directly from your desk. The power strip can be clipped to the back or side of the desk.

DIMENSIONS & FUNCTIONALITY

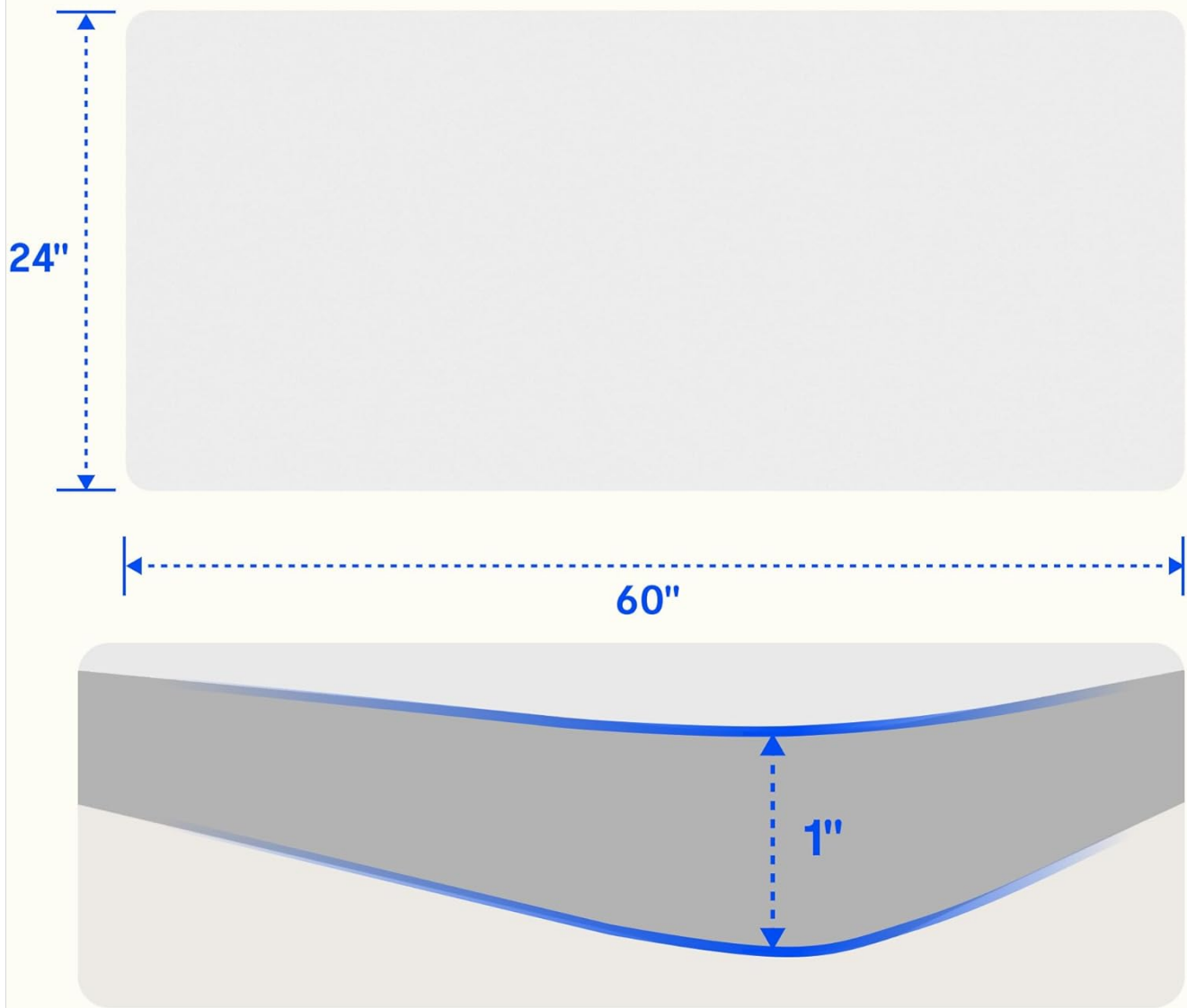


Figure 5: The built-in power outlet for convenient charging.

Cable Management:

Utilize the included cable management system to keep your workspace tidy and organized, preventing cable clutter.

BUILT-IN SOCKET

3 AC Outlets
[125V/12A]



2 USB Ports
[5V/2A]



Tabletop-mounted

Figure 6: Effective cable management for a clean workspace.

Operation Video:

Video 2: Showcase of the FLEXISPOT EN1 Electric Stand Up Desk. This video demonstrates the desk's operation, including height adjustment and features.

MAINTENANCE AND CARE

Weight Capacity:

The desk is constructed with an industrial-grade steel frame and a solid FSC-Certified wood tabletop, capable of holding up to 176 pounds (69.9 kilograms). Ensure the desk is not loaded with more than 176 lbs to maintain stability and structural integrity.

Cleaning:

For general cleaning, wipe the desktop and frame with a soft, damp cloth. Avoid using harsh chemicals or abrasive

cleaners that may damage the finish.

TROUBLESHOOTING

Desk Stability:

The desk is designed for high stability. If you experience any wobbling, ensure all assembly screws are tightened correctly. Avoid overloading the desk beyond its 176 lbs weight capacity.

Height Adjustment Issues:

If the desk does not adjust smoothly or encounters an obstruction, the built-in Smart Anti-Collision System will stop movement to prevent damage. Clear any obstructions and try again. If issues persist, refer to the full troubleshooting guide on the FLEXISPOT website or contact customer support.

Stripped Screws during Assembly:

To prevent stripped screws, it is recommended to use hand tools for assembly, especially for attaching components to the desktop. An electric drill may apply too much torque, leading to damage. If a pre-drilled hole is not present, a thin nail and lightweight hammer can be used to create a starter hole before inserting the screw manually.

SPECIFICATIONS

Feature	Detail
Brand	FLEXISPOT
Model Number	MAH0002873
Product Dimensions	24"D x 60"W x 28"H
Desktop Size	60x24"
Desktop Material	FSC-Certified Wood
Frame Material	Alloy Steel
Color	White Top + White Frame
Minimum Height	28.1 Inches
Maximum Height	45.7 Inches
Maximum Weight Recommendation	176 lbs (69.9 Kilograms)
Noise Level	< 50 dB
Power Outlet	3 AC Outlets (125V/12A), 2 USB Charging Ports (5V/2A)
Lifting Mechanism	Electric
Controller	6-button digital with 4 memory presets

WARRANTY INFORMATION

FLEXISPOT provides the following warranty for your peace of mind:

- **5-Year Warranty:** Covers frames, motors, and other mechanical devices.
 - **2-Year Warranty:** Covers controllers, switches, and electronics.
-

CUSTOMER SUPPORT

For any questions, assistance, or warranty claims, please contact FLEXISPOT customer support. You can find more information and contact details on the official FLEXISPOT website.

Visit the [FLEXISPOT Store on Amazon](#) for additional products and support resources.