

Muzen MW-PVXI

Muzen Wild Mini Portable Bluetooth Speaker (Model MW-PVXI) Instruction Manual

Your Guide to Adventure-Ready Audio

1. INTRODUCTION

Thank you for choosing the Muzen Wild Mini Portable Bluetooth Speaker. This rugged and versatile device is designed to provide high-quality audio in various outdoor environments, featuring Bluetooth 5.0 connectivity, IPX5 waterproofing, and a built-in flashlight. This manual provides essential information for setting up, operating, and maintaining your speaker.



Figure 1: The Muzen Wild Mini Portable Bluetooth Speaker, showcasing its compact and rugged design.

2. PACKAGE CONTENTS

Ensure all items are present in your package:

- 1 x Muzen Wild Mini Rugged Bluetooth Speaker (MW-PVXI)
- 1 x Charging Cable (USB-A to USB-C)
- 1 x Gift Box (packaging)
- 1 x Instruction Manual

FUNCTION DIAGRAM

Adapted to outdoor scenes



Figure 2: All components included with your Muzen Wild Mini speaker.

Video 1: An overview of the Muzen Wild Mini Rugged Outdoor Speaker, highlighting its features and contents.

3. PRODUCT OVERVIEW

Key Features:

- **Superb Crystal Clear Sound:** Delivers loud and clear audio from a compact design.
- **Quick Bluetooth 5.0 Match:** Ensures faster connection speed, stable signal transmission, and lower power consumption.
- **Ultra-Portable & Sturdy Structure:** Rugged metal construction with a built-in 1000mAh lithium battery for up to 8 hours of playtime. Designed for easy carrying and attachment to bags or backpacks.
- **IPX5 Waterproof:** Protected against water from any direction, suitable for outdoor use.
- **3 Outdoor Flashlight Modes:** Includes High, Low, and SOS flashlight modes for safety and utility in low-light conditions.



● Great little speaker

Easily fit in your bag or in the palm of your hand

Figure 3: The compact size of the Muzen Wild Mini, easily fitting in the palm of your hand.

Controls and Indicators:



Figure 4: Function Diagram of the Muzen Wild Mini speaker.

Control/Indicator	Function
Volume Control Dial	Rotate to adjust audio volume.
Power/Bluetooth/Light Switch	Toggle to power on/off, activate Bluetooth pairing mode, or switch flashlight modes.
Play/Pause/Next Button	Press to play/pause music. Rotate to skip tracks.
Flashlight	Provides illumination with multiple modes.
Full Sealed Charging Port	USB-C port for charging, protected by a waterproof seal.

4. SETUP

4.1. Charging the Speaker

1. Locate the Full Sealed Charging Port on the side of the speaker.
2. Open the waterproof flap covering the USB-C port.

3. Connect the provided USB-C charging cable to the speaker and the USB-A end to a compatible power source (e.g., wall adapter, computer USB port).
4. The indicator light will show charging status (refer to LED indicator section in specifications for details).
5. Once fully charged, disconnect the cable and securely close the waterproof flap.

4.2. Bluetooth Pairing

1. Ensure the speaker is powered off.
2. Slide the Power/Bluetooth/Light switch to the 'ON' position. The speaker will emit a Morse code beep and enter Bluetooth pairing mode, indicated by a blinking LED light.
3. On your mobile device (smartphone, tablet, etc.), enable Bluetooth and search for available devices.
4. Select "Muzen Wild Mini" from the list of devices.
5. Once connected, the speaker will emit a confirmation tone, and the LED indicator will stop blinking.

Video 2: A quick look at the Muzen Mini Rugged Portable Bluetooth Speaker, demonstrating its features and Bluetooth pairing process.

5. OPERATING INSTRUCTIONS

5.1. Power On/Off

- To power on, slide the Power/Bluetooth/Light switch to the 'ON' position.
- To power off, slide the Power/Bluetooth/Light switch to the 'OFF' position.

5.2. Adjusting Volume

- Rotate the Volume Control Dial (knurled knob on the left) clockwise to increase volume and counter-clockwise to decrease volume.

5.3. Music Playback

- While music is playing, press the Play/Pause/Next button (center button on the right dial) once to pause. Press again to resume playback.
- Rotate the Play/Pause/Next button clockwise to skip to the next track.
- Rotate the Play/Pause/Next button counter-clockwise to go to the previous track.

5.4. Flashlight Operation

The speaker features three flashlight modes:

1. **High Mode:** Provides maximum brightness.
 2. **Low Mode:** Provides reduced brightness for extended battery life.
 3. **SOS Mode:** Emits a flashing SOS signal for emergency situations.
- To activate the flashlight, ensure the Power/Bluetooth/Light switch is in the 'ON' position.
 - Press the Power/Bluetooth/Light switch once to cycle through the flashlight modes (High > Low > SOS > Off).

WIRELESS CONNECTIONS

Connects to your smartphone or tablet in seconds with a distance of up to 33 ft



Figure 5: The three distinct flashlight modes available on the speaker.

Video 3: A demonstration of the Muzen Wild Mini's ruggedness and flashlight features.

6. MAINTENANCE

6.1. Cleaning

- Wipe the speaker with a soft, damp cloth.
- Do not use harsh chemicals or abrasive cleaners.
- Ensure the charging port flap is securely closed before cleaning with water.

6.2. Waterproofing

- The speaker is IPX5 waterproof. This means it can withstand splashes and light rain.
- Do not submerge the speaker in water for extended periods.
- Always ensure the charging port flap is securely closed to maintain waterproofing.

IPX5 DEEP WATERPROOF

Perfect speaker for the Beach / Sailing Camping / Hiking




Figure 6: The speaker's IPX5 rating allows it to withstand water splashes.

7. TROUBLESHOOTING

Issue	Possible Solution
Speaker does not power on	Ensure the battery is charged. Connect to a power source and try again.
Cannot pair via Bluetooth	Ensure the speaker is in pairing mode (blinking LED). Turn off and on Bluetooth on your device. Move closer to the speaker.
No sound or low volume	Increase the volume on both the speaker and your connected device. Ensure the speaker is properly paired.
Flashlight not working	Ensure the speaker is powered on and the battery is charged. Cycle through the flashlight modes.
Poor audio quality	Ensure your device is within the Bluetooth range (10 meters). Reduce interference from other wireless devices.

8. TECHNICAL SPECIFICATIONS

Feature	Specification
Model Name	Wild Mini
Item Model Number	MW-PVXI
Brand	Muzen
Connectivity Technology	Bluetooth 5.0
Wireless Communication Range	Up to 10 meters (33 feet)
Speaker Type	Outdoor
Special Feature	Waterproof (IPX5)
Material	Metal
Power Source	Battery Powered
Battery Capacity	1000mAh Lithium Battery
Playtime	Up to 8 hours
Charging Time	Approximately 3 hours
Speaker Maximum Output Power	5 Watts
Frequency Response	18 KHz
Signal-to-Noise Ratio	80 dB
Item Weight	248 Grams (8.7 ounces)
Product Dimensions	0.39"D x 0.39"W x 0.39"H

9. WARRANTY & SUPPORT

9.1. Warranty Information







The Muzen Wild Mini Portable Bluetooth Speaker comes with a **Limited Warranty**. Please refer to the warranty card included in your package for specific terms and conditions. Keep your purchase receipt as proof of purchase for any warranty claims.

9.2. Customer Support

For any questions, technical support, or warranty inquiries, please contact Muzen customer service through the official website or the contact information provided in your product packaging.

Official Website: www.muzenaudio.com

Related Documents - MW-PVXI

	<p>MUZEN Wild Mini 3.0 Portable Bluetooth Speaker User Manual</p> <p>Comprehensive user manual for the MUZEN Wild Mini 3.0 outdoor portable Bluetooth speaker, covering features, operation, troubleshooting, and specifications.</p>
	<p>MUZEN MW-21 OTR Wood Portable FM Radio & Bluetooth Speaker User Manual</p> <p>User manual for the MUZEN MW-21 OTR Wood portable FM radio and Bluetooth speaker, covering product features, usage instructions, technical parameters, and safety information.</p>
	<p>MUZEN Speed X TWS Bluetooth Earbuds User Manual</p> <p>User manual for MUZEN Speed X TWS Bluetooth Earbuds, detailing setup, operation, features, specifications, and safety guidelines.</p>
	<p>MUZEN Pocket Angel Portable Bluetooth Speaker User Manual</p> <p>User manual for the MUZEN Pocket Angel Portable Bluetooth Speaker, detailing its features, hardware specifications, operating instructions, safety precautions, and warranty information.</p>
	<p>MUZEN MW-21 OTR Wood Portable FM Radio & Bluetooth Speaker User Manual</p> <p>Comprehensive user manual for the MUZEN MW-21 OTR wood portable FM radio and Bluetooth speaker. Includes product diagram, usage instructions, features, technical specifications, troubleshooting tips, regulatory warnings, and after-sale service information.</p>
	<p>FCC Test Report: MUZEN OTR Wood Portable FM Radio & Bluetooth Speaker (Model MW-21)</p> <p>This FCC Test Report details the compliance testing of the MUZEN OTR wood portable FM radio & Bluetooth speaker, model MW-21, conducted by Shenzhen LCS Compliance Testing Laboratory Ltd. The report covers tests performed according to FCC Part 15 Subpart C standards, confirming the device's radio frequency compliance.</p>
