

## Wireless Express Pro

# Wireless Bluetooth Pro Earbuds User Manual

Model: Pro | Brand: Wireless Express

### INTRODUCTION

The Wireless Bluetooth Pro Earbuds are designed to provide a high-quality audio experience with advanced features for daily use. These true wireless stereo earbuds offer enhanced bass and clear sound, making them suitable for music playback, phone calls, and active lifestyles. Featuring Bluetooth 5.0 technology, they ensure stable connectivity and efficient power consumption. The lightweight design and included charging case provide convenience and portability.

### WHAT'S IN THE BOX

- Wireless Bluetooth Pro Earbuds (Left and Right)
- Portable Charging Case
- USB Type-C Charging Cord

### PRODUCT OVERVIEW



The Wireless Bluetooth Pro Earbuds shown inside their open charging case. A small green indicator light is visible on the front of the case, indicating power or charging status.



The two Wireless Bluetooth Pro Earbuds are displayed above their closed charging case, illustrating the compact design of both components.



A view of the Wireless Bluetooth Pro Earbuds positioned at an angle within their open charging case, highlighting the internal design and charging contacts.



A close-up image of the two individual Wireless Bluetooth Pro Earbuds, showcasing their sleek black finish and ergonomic shape.



The compact charging case for the Wireless Bluetooth Pro Earbuds is shown resting in the palm of a hand, demonstrating its small and portable size.

## SETUP

### 1. Initial Charging

Before first use, fully charge the earbuds and the charging case. Connect the provided USB Type-C charging cord to the charging case and a power source. The charging case can be fully charged in approximately 90 minutes. The earbuds will charge automatically when placed inside the case.

### 2. Pairing with Your Device

1. Ensure the earbuds are charged and placed in the charging case.
2. Open the charging case. The earbuds will automatically enter pairing mode.
3. On your device (smartphone, tablet, etc.), go to the Bluetooth settings.
4. Search for new devices and select "Pro" or "Wireless Express Pro" from the list of available devices.
5. Once connected, you will hear a confirmation tone, and the earbuds will be ready for use.

The earbuds utilize Bluetooth 5.0 technology for a stable and efficient connection.

## OPERATING INSTRUCTIONS

### Touch Controls

The Wireless Bluetooth Pro Earbuds feature intuitive touch controls for managing audio playback and calls. Specific touch gestures for functions like play/pause, skip track, answer/end call, and activating voice assistant (Siri) are detailed below. Refer to the quick start guide included with your product for a full list of touch commands.

### Making and Receiving Calls

The earbuds are equipped with a built-in microphone, allowing for clear hands-free communication. Use the touch controls to answer, end, or reject calls. The noise-cancelling function helps ensure clear phone calls.

### Voice Assistant (Siri)

The earbuds support voice assistant activation, including Siri. Consult your quick start guide for the specific touch command to activate your device's voice assistant.

### Water Resistance

With an IPX6 waterproof rating, these earbuds are protected against sweat and rain, making them suitable for workouts and outdoor activities. While resistant to splashes and light rain, they are not designed for submersion in water.

## MAINTENANCE

### Cleaning

Regularly clean your earbuds and charging case with a soft, dry, lint-free cloth. Do not use abrasive cleaners, alcohol, or chemical solvents. Ensure no moisture enters the charging ports or speaker grilles.

### Storage

When not in use, store the earbuds in their charging case to protect them and keep them charged. Store the case and earbuds in a cool, dry place away from extreme temperatures and direct sunlight.

## TROUBLESHOOTING

- Earbuds not pairing:** Ensure both earbuds are charged and removed from the case. Turn off and on your device's Bluetooth, then try pairing again. If issues persist, try resetting the earbuds (refer to your quick start guide for reset instructions).
- Sound cutting out or unstable connection:** Ensure the earbuds are within the Bluetooth range (up to 10 meters) of your device. Avoid physical obstructions between the earbuds and your device. Fully charge both earbuds and the case.
- One earbud not working:** Place both earbuds back into the charging case, close the lid, wait a few seconds, then open the lid and try again. Ensure both earbuds are charged.
- Earbuds not charging:** Check that the charging cable is securely connected to both the case and the power source. Ensure the charging contacts on the earbuds and inside the case are clean and free of debris.

## SPECIFICATIONS

Model Name	Pro
Connectivity Technology	Wireless (Bluetooth)




Bluetooth Version	5.0
Bluetooth Range	Up to 10 Meters
Battery Life (Earbuds)	3-5 hours playtime per single charge
Charging Case Playtime	Up to 20 hours cyclic playtime (with case recharges)
Charging Time (Case)	Approx. 90 minutes (Type-C)
Water Resistance Level	IPX6 (Waterproof)
Earbud Weight	2.9g (each)
Charging Case Weight	23.7g
Control Type	Touch Control
Audio Driver Type	Dynamic Driver
Material	Plastic
UPC	850460007985




## WARRANTY AND SUPPORT

For warranty information and customer support, please refer to the documentation included with your purchase or contact Wireless Express directly through their official website or customer service channels. Keep your proof of purchase for any warranty claims.

© 2024 Wireless Express. All rights reserved.

## Related Documents - Pro

	<a href="#">True Wireless Earphones User Manual - PRO 4</a> User manual for the PRO 4 True Wireless Earphones, including product specifications, operation instructions, pairing, calling, and troubleshooting.
	<a href="#">PRO Vibe EVO Handlebar PRS10076B Installation and Cable Routing Guide</a> Comprehensive guide for installing the PRO Vibe EVO Handlebar (PRS10076B), including detailed steps for brake/shift cable routing, component assembly, and torque specifications.
	<a href="#">OCC T18 True Wireless Sports Earbuds User Manual</a> Comprehensive user manual for OCC T18 True Wireless Sports Earbuds, detailing setup, Bluetooth connection, functions, charging, device compatibility, and safety precautions.

	<p><a href="#">N35 True Wireless Earbuds User Manual   PocBuds</a></p> <p>Comprehensive user manual for PocBuds N35 True Wireless Earbuds. Learn about setup, pairing, controls, charging, maintenance, and troubleshooting for your N35 earbuds.</p>
	<p><a href="#">Walla Sound WALLABUDS True Wireless Earbuds User Manual</a></p> <p>Comprehensive user manual for Walla Sound WALLABUDS true wireless earbuds, covering setup, usage, features, specifications, and safety information. Learn how to pair, wear, and operate your earbuds for optimal audio experience.</p>
	<p><a href="#">QCY-T17 True Wireless Earbuds User Manual</a></p> <p>Comprehensive user manual for QCY-T17 True Wireless Earbuds, covering overview, wearing instructions, pairing, button controls, LED guide, charging, powering on/off, factory resetting, and customer service.</p>