

## Manuals+

[Q & A](#) | [Deep Search](#) | [Upload](#)

[manuals.plus](#) /

› [VASAGLE](#) /

› [VASAGLE 5-Tier Industrial Bookshelf, Rustic Brown and Black, MLLS100B01 Instruction Manual](#)


### VASAGLE MLLS100B01

# VASAGLE 5-Tier Industrial Bookshelf Instruction Manual

Model: MLLS100B01

## INTRODUCTION

Thank you for choosing the VASAGLE 5-Tier Industrial Bookshelf. This versatile storage unit, featuring a rustic brown and black design, is engineered for stability and durability, making it suitable for various spaces such as living rooms, offices, or bedrooms. Its compact footprint and vertical design maximize storage in smaller areas. This manual provides essential information for safe assembly, proper use, and maintenance of your new bookshelf.






Image: The VASAGLE 5-Tier Industrial Bookshelf, showcasing its rustic brown shelves and black metal frame, filled with books and decorative items.

# VASAGLE

by SONGMICS HOME



Image: The bookshelf integrated into a modern home office, demonstrating its aesthetic appeal and functional storage alongside a desk.

## SAFETY INFORMATION

- **Weight Capacity:** The maximum weight capacity is 22 pounds (10 kg) per shelf. Do not exceed this limit to prevent damage or injury.
- **Anti-Tip Kit:** Always secure the bookshelf to the wall using the provided anti-tip kit, especially in households with children or pets, to prevent accidental tipping.
- **Assembly Care:** Handle all components with care during assembly. The product is constructed from metal and particle board, which can be damaged if mishandled.
- **Level Surface:** Ensure the bookshelf is placed on a flat, level surface. Use the adjustable feet to

compensate for any unevenness.

## PACKAGE CONTENTS

---

Before beginning assembly, please verify that all parts listed below are present and undamaged. All components are typically numbered for easy identification.

- Metal Frame Components
- Particleboard Shelves (5 pieces)
- X-shaped Back Bars
- Adjustable Feet
- Anti-Tip Kit (Wall anchor, strap, screws)
- Assembly Hardware (Screws, Allen key, etc.)
- Instruction Manual

## SETUP AND ASSEMBLY INSTRUCTIONS

---

Assembly of your VASAGLE bookshelf is designed to be straightforward. Follow the illustrated instructions provided with your product. Ensure you have adequate space and a soft surface to prevent scratching components during assembly.

### General Assembly Steps:

1. **Unpack and Identify:** Carefully unpack all components and lay them out. Refer to the parts list in your manual to identify each piece.
2. **Assemble Frame:** Begin by connecting the main metal frame components according to the numbered steps in your instruction manual. Do not overtighten screws initially.
3. **Attach Shelves:** Secure the particleboard shelves to the frame. Ensure they are oriented correctly.
4. **Install X-Bars:** Attach the X-shaped back bars to the rear of the frame. These provide additional stability.
5. **Tighten All Screws:** Once all components are in place, gradually tighten all screws.
6. **Attach Adjustable Feet:** Screw the adjustable feet into the bottom of the frame.
7. **Install Anti-Tip Kit:** Secure the bookshelf to the wall using the anti-tip kit. This is a critical safety step.

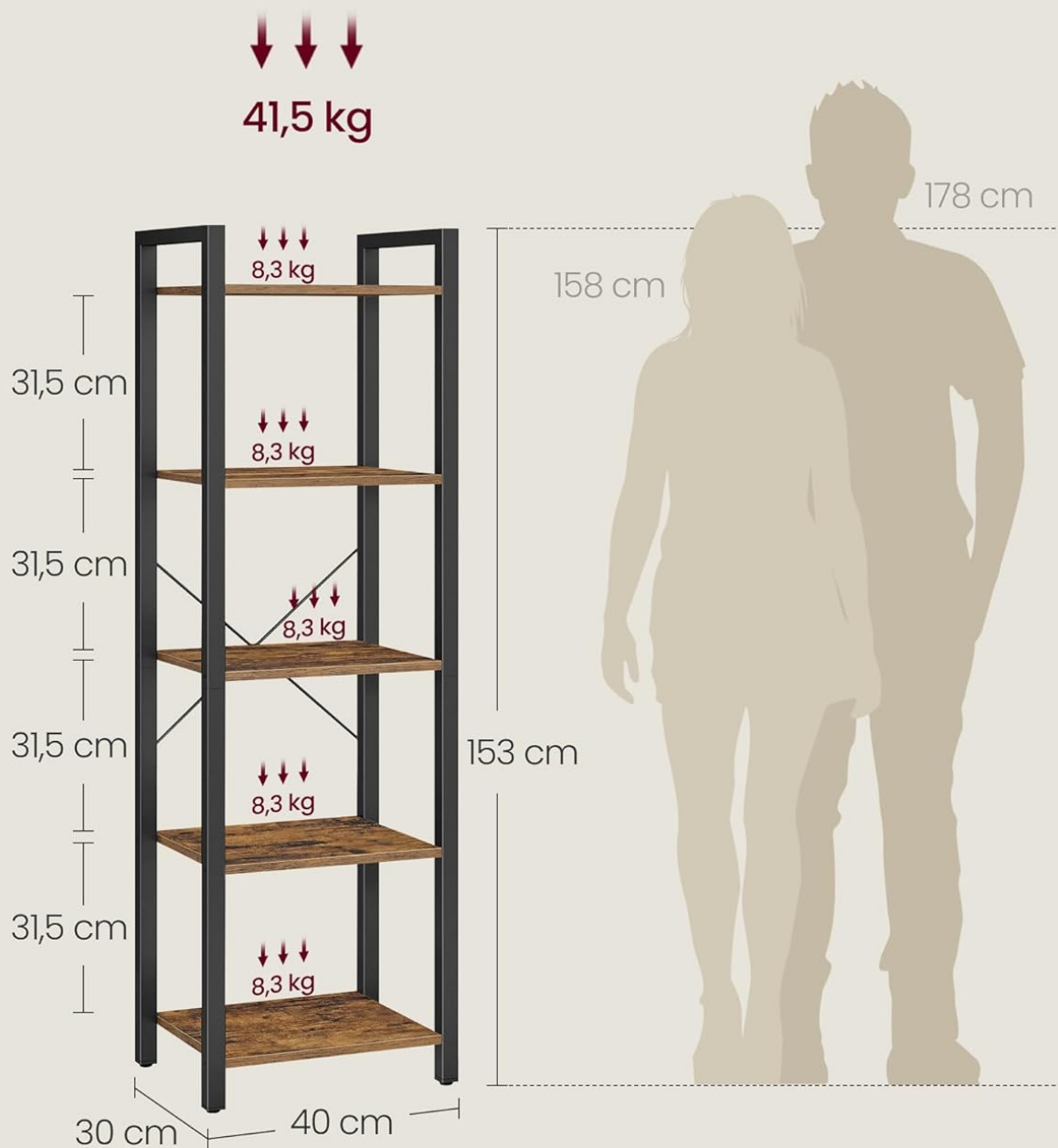


Image: A diagram illustrating the bookshelf's dimensions (30 cm depth, 40 cm width, 153 cm height) and the individual shelf load capacity (8.3 kg per shelf, total 41.5 kg).





Image: A detailed view highlighting the X-shaped back bars for enhanced stability, the adjustable feet for leveling, and the anti-tip kit for wall attachment.



Image: A close-up showing the correct installation of the anti-tip kit, demonstrating how the wall anchor and strap secure the bookshelf to prevent tipping.

## OPERATING INSTRUCTIONS (USAGE)

The VASAGLE 5-Tier Bookshelf is designed for vertical storage, making it ideal for organizing books, decorative items, and other essentials in various rooms. To ensure optimal performance and safety:

- **Load Distribution:** Distribute weight evenly across the shelves. Place heavier items on lower shelves to enhance stability.
- **Avoid Overloading:** Do not exceed the maximum weight capacity of 22 lbs (10 kg) per shelf or the total capacity of 110 lbs (41.5 kg) for the entire unit.
- **Placement:** Position the bookshelf in a location where it will not obstruct pathways or doors. Ensure it is

not exposed to excessive moisture or direct sunlight, which can affect the particleboard.

- **Adjustable Feet:** Use the adjustable feet to ensure the bookshelf stands level and stable on uneven floors.



Image: Two VASAGLE 5-Tier Industrial Bookshelves placed side-by-side, demonstrating how multiple units can be combined for extended storage and a cohesive look.

## MAINTENANCE

Regular maintenance will help preserve the appearance and longevity of your bookshelf.

- **Cleaning:** Wipe surfaces with a soft, damp cloth. Avoid using harsh chemicals or abrasive cleaners, which can damage the finish of the particleboard and metal.



- **Dusting:** Dust regularly with a dry, soft cloth.
- **Hardware Check:** Periodically check all screws and connections to ensure they remain tight. Retighten if necessary.
- **Spills:** Clean up spills immediately to prevent moisture damage to the particleboard.

### TROUBLESHOOTING

Problem	Possible Cause	Solution
Bookshelf is wobbly or unstable.	Uneven floor surface; loose connections; anti-tip kit not installed.	Adjust the leveling feet at the bottom of the frame. Ensure all screws are securely tightened. Install the anti-tip kit to anchor the unit to the wall.
Parts do not fit together during assembly.	Incorrect orientation of parts; wrong parts used; manufacturing defect.	Double-check the instruction manual for correct part orientation and identification. If parts are damaged or incorrect, contact customer support.
Shelves sag or bend.	Overloading shelves; uneven weight distribution.	Reduce the weight on the affected shelf. Redistribute items to ensure even loading and do not exceed the 22 lbs (10 kg) per shelf limit.

### SPECIFICATIONS

Brand	VASAGLE
Model Number	ULLS100B01
Color	Rustic Brown + Black
Product Dimensions	39.88 x 29.97 x 152.4 cm (15.7 x 11.8 x 60 inches)
Item Weight	10.21 kg (22.5 lbs)
Maximum Load Capacity (Total)	41.5 kg (110 lbs)
Maximum Load Capacity (Per Shelf)	10 kg (22 lbs)
Material	Particleboard, Steel
Number of Shelves	5
Mounting Type	Floor Mount
Style	Industrial

### WARRANTY AND SUPPORT

VASAGLE is committed to providing quality products. While specific manufacturer warranty details are not provided in this manual, standard consumer rights and return policies apply. For this product, a 30-day return policy is typically offered.

If you encounter any issues with your product, require replacement parts, or have questions regarding assembly or usage, please contact VASAGLE customer support through the retailer where you purchased the item. Please have your model number (MLLS100B01 or ULLS100B01) and purchase details ready for faster assistance.

Extended warranty plans may be available for purchase separately through third-party providers, offering additional coverage beyond the standard return period.