

[manuals.plus](#) /

› [VASAGLE](#) /

› [VASAGLE Metal Bed Frame 140 x 190 cm, Model RMB063W01 - Instruction Manual](#)

VASAGLE RMB063W01

VASAGLE Metal Bed Frame 140 x 190 cm - Model RMB063W01 Instruction Manual

Comprehensive guide for assembly, usage, and maintenance.

1. SAFETY INFORMATION

Please read and understand all safety instructions before assembly and use. Failure to follow these instructions may result in injury or damage to the product.

- Ensure all parts and screws are firmly secured before use. Regularly check and tighten all connections.
- Keep children away from the bed frame during assembly to prevent head entrapment between bars.
- The mattress is not included with this bed frame.
- Do not exceed the maximum static load capacity of 500 kg.

2. PRODUCT OVERVIEW

The VASAGLE RMB063W01 is a white metal bed frame designed for a 140 x 190 cm mattress. It features a sturdy metal construction with a slatted base, offering reliable support and a modern aesthetic.



Figure 2.1: The VASAGLE RMB063W01 metal bed frame in a bedroom environment.

2.1 Dimensions and Features

This bed frame is designed for a mattress size of 140 x 190 cm. Key dimensions and features include:

- **Overall Dimensions:** 198 cm (Length) x 141.8 cm (Width) x 86.4 cm (Height).
- **Headboard Height:** Approximately 55.9 cm from the bed frame.
- **Under-bed Clearance:** Approximately 26 cm, providing ample space for storage or robotic vacuum cleaners.
- **Mattress Compatibility:** Suitable for mattresses with a thickness of 15 to 25 cm.
- **Material:** Powder-coated metal for durability and a smooth finish.
- **Maximum Static Load Capacity:** 500 kg.

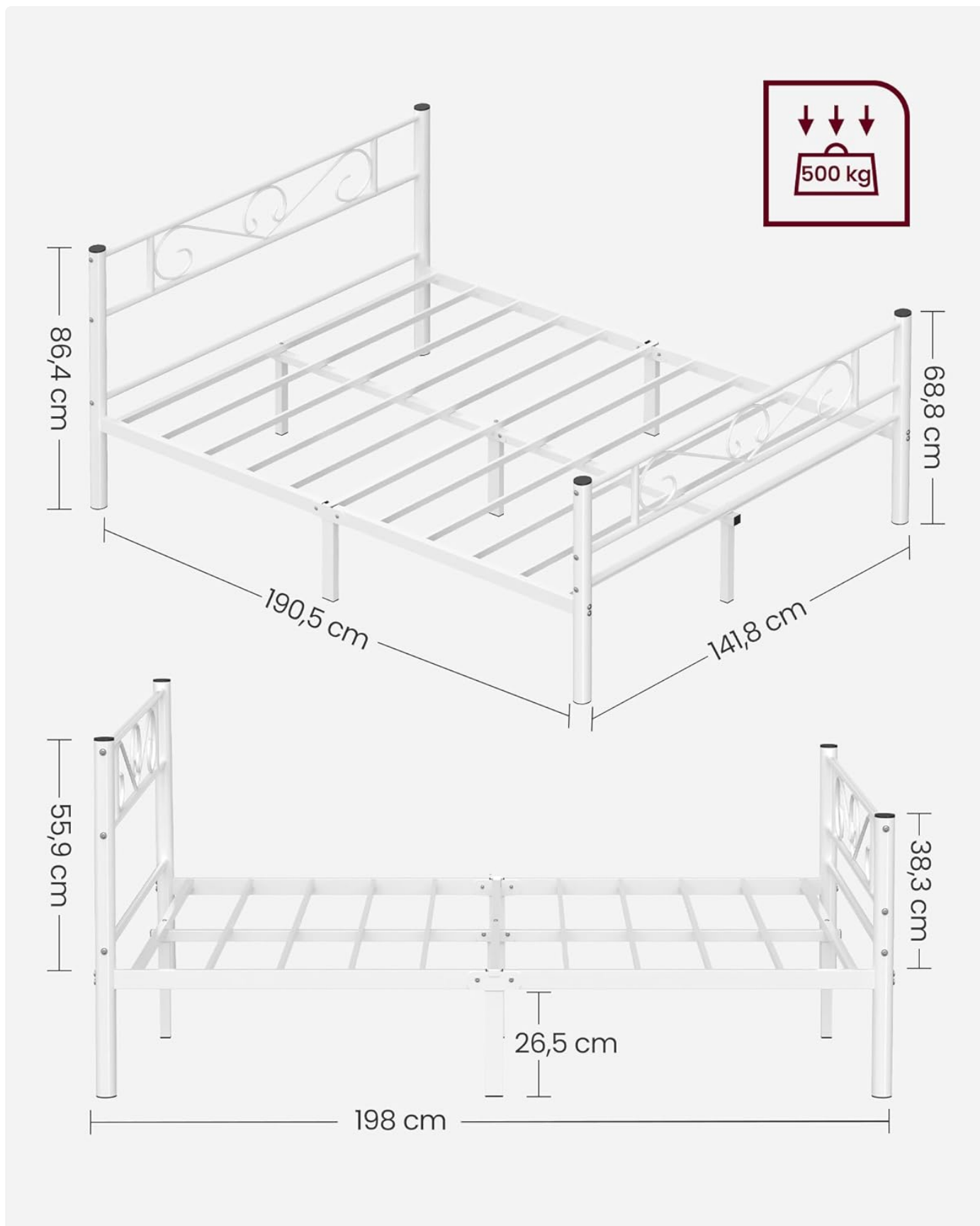


Figure 2.2: Detailed dimensions of the bed frame, including length, width, and height.



Figure 2.3: The 26 cm under-bed clearance allows for convenient storage and easy cleaning.

Tête de lit haute

Vous pouvez placer un coussin moelleux derrière vous et lire confortablement



Figure 2.4: The high headboard, measuring 55.9 cm, provides comfortable back support.

Adapté à des besoins différents

Convient aux matelas de 15 à 25 cm d'épaisseur,
pour répondre à vos préférences et à celles de votre famille



Figure 2.5: The bed frame is compatible with mattresses ranging from 15 cm to 25 cm in thickness.

3. SETUP AND ASSEMBLY

The VASAGLE RMB063W01 bed frame is designed for easy assembly. All necessary parts and tools are included in the package, along with illustrated instructions.

3.1 Package Contents

Before starting assembly, ensure all components are present:

- Bed frame components (headboard, footboard, side rails, support legs, slatted base).
- Mounting kit (screws, bolts, washers, Allen key).
- Instruction manual.

Note: The product may ship in multiple boxes that could arrive separately.

3.2 Assembly Steps

Follow the numbered and illustrated instructions provided in the included manual. A general overview of the assembly process is as follows:

1. Unpack all components and lay them out on a clean, soft surface to prevent scratches.
2. Identify each part using the labels (A, B, C, etc.) as shown in the diagram.
3. Attach the side rails to the headboard and footboard using the provided hardware. Ensure all connections are secure but do not fully tighten screws until all major components are in place.
4. Install the central support beam and legs.
5. Place the metal slats onto the frame. The U-shaped connectors ensure a secure and noise-free fit.
6. Once all parts are assembled, fully tighten all screws and bolts.
7. Ensure the bed frame is stable and level before placing the mattress.

Montage facile

Grâce aux pièces numérotées et aux instructions illustrées, l'installation de ce lit double se fait rapidement


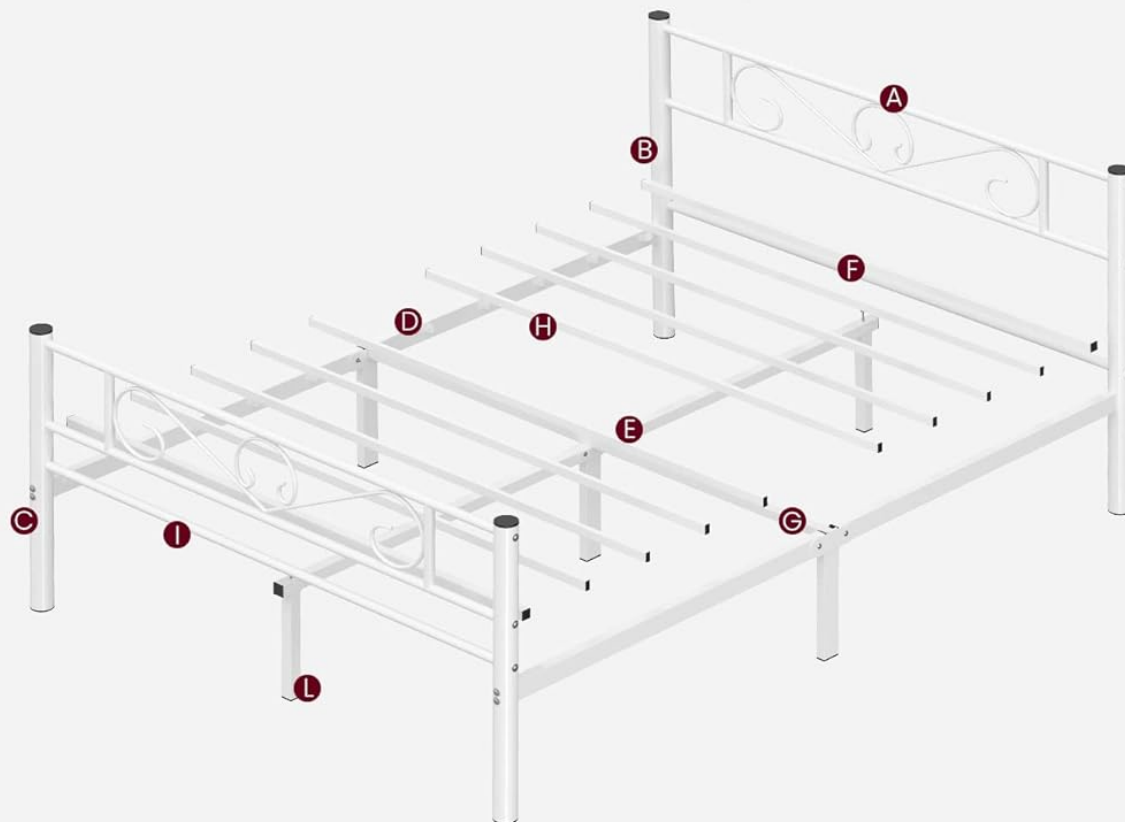


Figure 3.1: Illustrated assembly guide with numbered parts and tools for easy setup.



Raccords en forme de U

Pour fixer solidement les pièces. Pas de vacillement, pas de bruit désagréable

Figure 3.2: U-shaped connectors ensure solid fixation of parts, preventing wobbling and noise.

4. OPERATING INSTRUCTIONS

The VASAGLE metal bed frame is designed for standard use as a sleeping surface. Proper operation ensures longevity and safety.

- Place a compatible mattress (140 x 190 cm, 15-25 cm thick) on the slatted base.

- Do not jump on the bed or apply excessive force, as this may damage the frame or cause injury.
- Ensure the total weight on the bed, including mattress and occupants, does not exceed the maximum static load capacity of 500 kg.
- Periodically check all connections and tighten screws if necessary to maintain stability.

5. MAINTENANCE

Regular maintenance will help preserve the appearance and structural integrity of your bed frame.

- **Cleaning:** Wipe the metal frame with a dry cloth to remove dust and dirt. Avoid using abrasive cleaners or harsh chemicals that could damage the powder coating.
- **Inspection:** Periodically inspect all bolts and screws to ensure they are tight. Re-tighten any loose fasteners to prevent wobbling or squeaking.
- **Environment:** Keep the bed frame in a dry environment. Avoid prolonged exposure to moisture or extreme temperatures.

6. TROUBLESHOOTING

If you encounter any issues with your VASAGLE bed frame, refer to the following common solutions:

Problem	Possible Cause	Solution
Bed frame is wobbly or unstable.	Loose screws or bolts. Uneven floor.	Check and tighten all screws and bolts. Ensure the bed is on a level surface. Adjust foot pads if available.
Squeaking noises.	Loose connections. Friction between metal parts.	Tighten all fasteners. Apply a small amount of lubricant (e.g., silicone spray) to connection points if necessary. Ensure slats are properly seated.
Parts do not fit during assembly.	Incorrect orientation of parts. Missing parts.	Refer to the assembly instructions and diagrams carefully. Ensure parts are oriented correctly. Contact customer support if parts are missing or damaged.

7. SPECIFICATIONS

Detailed technical specifications for the VASAGLE RMB063W01 bed frame:

Feature	Detail
Brand	VASAGLE
Model Number	RMB063W01
Color	White
Material	Powder-coated Metal
Product Dimensions (L x W x H)	198 x 141.8 x 86.4 cm
Compatible Mattress Size	140 x 190 cm

Feature	Detail
Maximum Static Load Capacity	500 kg
Under-bed Clearance	Approx. 26 cm
Assembly Required	Yes (Assembly instructions provided)
Care Instructions	Wipe with a dry cloth
Number of Cartons	3 (May ship separately)

8. WARRANTY AND SUPPORT

Specific warranty information for the VASAGLE RMB063W01 bed frame is not provided in this manual. For warranty details, replacement parts, or further assistance, please contact VASAGLE customer support directly or visit their official website. Contact information can typically be found on the product packaging or the brand's official online store.

Note: Availability of spare parts is currently unavailable according to product information.

