

ThruNite T2

ThruNite T2 LED Flashlight User Manual

Model: T2 | Brand: ThruNite

1. INTRODUCTION

This manual provides detailed instructions for the safe and effective use of your ThruNite T2 LED Flashlight. Please read this manual thoroughly before operation and retain it for future reference.

2. PRODUCT OVERVIEW

The ThruNite T2 is a high-performance, USB Type-C rechargeable LED flashlight designed for various outdoor activities and indoor use. It features a powerful XHP70 Neutral White LED, offering exceptional brightness and long runtime.



The ThruNite T2 LED Flashlight, shown with its included USB-C charging cable and lanyard, highlighting its compact design and charging capability.

ThruNite T2

Guiding You Through The Night



MAX
3757 lumens



THROW
158 meters (MAX)



CANDELA
6300 cd (MAX)

General Mode

	Turbo	High	Medium	Low	Firefly	Strobe
Output	3757 lumens 725 lumens	1712 lumens 732 lumens	366 lumens	30 lumens	0.3 lumens	1450 lumens
Runtime	2 mins + 216 mins	3 mins + 223 mins	7.5 hrs	77 hrs	69 days	5 hrs
Weight	87g (exclucing battery)		Impact Resistance	1.5 meter		
Dimension	112mm*30.5mm*26mm		Waterproof	IPX-8 (2M)		

An illustrative diagram detailing key features of the ThruNite T2, including the CREE XHP70 LED, military-grade aluminum construction, lockout mode, and battery indicator.

3. SPECIFICATIONS

Feature	Detail
LED	CREE XHP70 Neutral White
Battery	ThruNite customized 5000mAh 21700 Lithium-Ion
Working Voltage	2.7V-8.4V
Max Beam Distance	158 meters
Waterproof Rating	IPX-8 Standard (2 meters)
Impact Resistance	1.5 meters
Dimensions	112mm*30.5mm*26mm (1.02"D x 1.2"W x 1.02"H)
Weight	87g (excluding battery) / 3.06 Ounces
Material	Military-grade Aluminum (AL 6061-T6)

Power Source	Battery Powered
Light Source Type	LED
Light Source Wattage	12 Watts
Special Features	Adjustable Light Modes, High Power, Impact Resistant, Non-Slip Grip, Rechargeable

Output & Runtime (Tested with ThruNite battery)

Mode	Output	Runtime
Turbo	3757 lumens (down to 725 lumens)	2 mins + 216 mins
Strobe	1450 lumens	5 hrs
High	1712 lumens (down to 732 lumens)	3 mins + 223 mins
Medium	366 lumens	7.5 hrs
Low	30 lumens	77 hrs
Firefly	0.3 lumens	69 days

4. INCLUDED ACCESSORIES

- Holster x1
- Spare O-rings x2
- Lanyard x1
- ThruNite customized 5000mAh 21700 battery x1
- USB Charging Cable x1 (Type-C)
- Spare USB Rubber Cover x1
- Dual-direction Clip x1



A complete view of the ThruNite T2 flashlight alongside all its accessories, including the holster, spare O-rings, lanyard, 5000mAh 21700 battery, USB-C charging cable, and spare USB rubber cover.

5. SETUP

Battery Installation

The ThruNite T2 uses a customized 5000mAh 21700 Lithium-Ion battery. Ensure the battery is inserted with the positive (+) end facing the head of the flashlight.

Important: Please screw down the light head and tail cap tightly before use to ensure proper function and charging.

USB-C CHARGING CABLE



The ThruNite T2 flashlight with its USB-C charging cable connected, demonstrating the convenient charging port.

6. OPERATION

Turn-ON/OFF

After the light is unlocked, press the side switch to turn the light on/off.

Change Modes

1. Single-click the side switch to activate the last used mode (except Firefly, Turbo, and Strobe).
2. Press and hold the side switch to cycle through Low, Medium, and High modes.

Special Modes

- **Shortcut to Firefly:** When the light is off, press and hold the side switch to activate Firefly mode.
- **Turbo:** Double-click the side switch from any mode to activate Turbo.
- **Strobe:** Triple-click the side switch from any mode to activate Strobe.

Memory Function

The light will turn on in the last mode used, except for Firefly, Turbo, and Strobe.

LOCK/UNLOCK

- **Lockout Mode:** Under Firefly mode, press and hold the side switch to access the lockout mode.

- **Unlock:** Under the lockout mode, press and hold the side switch to unlock the flashlight.

7. CHARGING FUNCTION

The ThruNite T2 features a USB Type-C fast charging port.

Charging Indicator

- **Red:** During charging.
- **Blue:** Fully charged.
- **Flashing Purple:** Abnormal charging.

Only Firefly and Low modes are available while charging.

Official product video demonstrating the ThruNite T2's USB-C charging capability and high lumen output.

8. MAINTENANCE

- Regularly clean the threads and O-rings with a clean cloth.
- Lubricate threads and O-rings with silicone grease periodically to maintain water resistance.
- Replace O-rings if they are damaged to ensure waterproof integrity.
- Keep the flashlight head and tail cap tightly screwed for optimal performance and charging.

Warning: Please keep flashlights away from children. To protect the battery, driver circuit, and LED, do not leave the light at max mode for more than ten minutes.

9. TROUBLESHOOTING

Flashlight does not turn on or flickers:

- Check if the battery is inserted correctly with the positive (+) end towards the head.
- Ensure the battery is fully charged.
- Confirm the head and tail cap are screwed down tightly.
- Clean the contact points of the battery and flashlight with a clean cloth.
- If in lockout mode, unlock the flashlight by pressing and holding the side switch.

Charging indicator flashes purple:

- This indicates abnormal charging. Ensure the light head and tail cap are screwed down tightly.
- Check the USB-C cable and power source for proper connection and function.

Light gets hot quickly in Turbo mode:

This is normal for high-lumen flashlights. The T2 has a thermal management system that will step down the output to prevent overheating. Avoid prolonged use in Turbo mode.

10. WARRANTY & SUPPORT

Warranty Information

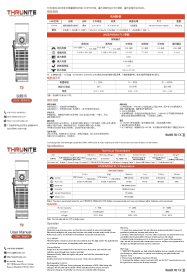
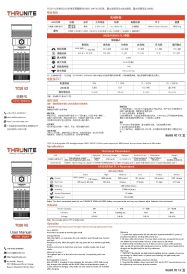

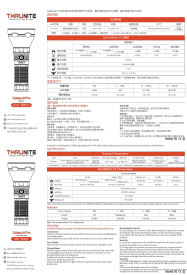

ThruNite offers a 2-year limited warranty on this product. For detailed warranty terms and conditions,

please refer to the official ThruNite website or contact customer support.

Customer Support

For any questions or support needs, please visit the [ThruNite Store on Amazon](#) or contact ThruNite customer service directly.

Related Documents - T2

	<p>ThruNite T2 Rechargeable LED Flashlight User Manual</p> <p>Comprehensive user manual for the ThruNite T2 rechargeable LED flashlight, detailing specifications, operation, modes, charging, and warranty information.</p>
	<p>ThruNite TC20 V2 Rechargeable LED Flashlight User Manual</p> <p>User manual for the ThruNite TC20 V2 rechargeable LED flashlight, detailing specifications, operation, charging, warranty, and warnings. Features CREE XHP70.2 LED with up to 4068 lumens and 299m beam distance.</p>
	<p>ThruNite TC15 V3 Rechargeable LED Flashlight User Manual and Specifications</p> <p>Comprehensive user manual and technical specifications for the ThruNite TC15 V3 rechargeable LED flashlight. Features CREE XHP35.2 LED, 2403 lumens output, 223 meters beam distance, multiple modes, and USB-C charging.</p>
	<p>ThruNite Catapult Pro Rechargeable LED Flashlight User Manual</p> <p>Comprehensive user manual for the ThruNite Catapult Pro rechargeable LED flashlight. Details include technical specifications, ANSI/NEMA FL1 performance parameters, operating instructions for various modes (Turbo, Infinity High/Low, Firefly, Strobe), battery indicator functions, charging procedures, warranty information (2-year replacement, 30-day refund, lifetime maintenance), and essential safety warnings. Features SFT70 LED, 2713 lumens output, 1005m beam distance, and IPX-8 waterproof rating.</p>
	<p>ThruNite TN12 Pro Rechargeable LED Flashlight User Manual</p> <p>User manual for the ThruNite TN12 Pro rechargeable LED flashlight, detailing specifications, operation, charging, warranty, and safety warnings. Features SFT40 LED, 1900 lumens output, and 380m beam distance.</p>



[ThruNite Archer 2A V3 Flashlight Specifications](#)

Comprehensive technical specifications for the ThruNite Archer 2A V3 LED flashlight, detailing lumen output, runtimes, beam performance, and durability ratings.