

CHI GF8341A

CHI Lava 2.0 Hairstyling Iron User Manual

Model: GF8341A

INTRODUCTION

The CHI Lava 2.0 Hairstyling Iron combines the power of Volcanic Lava and Ceramic technology to provide efficient hair styling. This tool is designed for straightening, curling, flipping, and styling hair with reduced heat damage and enhanced shine.

IMPORTANT SAFETY INFORMATION

WARNING: To reduce the risk of burns, electrocution, fire, or injury to persons:

- Always unplug this appliance immediately after using.
- Do not use while bathing or in a shower.
- Do not place or store appliance where it can fall or be pulled into a tub or sink.
- Do not place in or drop into water or other liquid.
- Do not reach for an appliance that has fallen into water. Unplug immediately.
- An appliance should never be left unattended when plugged in.
- Close supervision is necessary when this appliance is used by, on, or near children or individuals with certain disabilities.
- Use this appliance only for its intended use as described in this manual. Do not use attachments not recommended by the manufacturer.
- Never operate this appliance if it has a damaged cord or plug, if it is not working properly, or if it has been dropped, damaged, or dropped into water. Return the appliance to a service center for examination and repair.
- Keep the cord away from heated surfaces. Do not wrap the cord around the appliance.
- Never use while sleeping.
- Never drop or insert any object into any opening.
- Do not use outdoors or operate where aerosol (spray) products are being used or where oxygen is being administered.
- Do not use an extension cord with this appliance.
- Do not touch hot surfaces. Use handles or knobs.

- Before plugging in, read the information about dual voltage contained in the operating instructions.

Handle with care, hot surfaces. Unplug when not in use.

PRODUCT FEATURES

- **Volcanic Lava & Ceramic Plates:** Allows styling at lower temperatures, reducing hair damage. Generates ions for healthier, stronger hair, reduced frizz, and enhanced shine.
- **Versatile Styling:** Designed to straighten, curl, flip, and style hair with a single tool.
- **Ergonomic Design:** Comfortable for easy use.
- **Digital Temperature Display:** Provides clear temperature readings.
- **Quick Heat-up:** Heats up rapidly for efficient styling.
- **Long Swivel Cord:** Offers flexibility and ease of movement during styling.

SETUP

1. **Unpack:** Carefully remove the hairstyling iron from its packaging.
2. **Inspect:** Check the appliance for any signs of damage. Do not use if the cord or plug is damaged.
3. **Placement:** Place the iron on a heat-resistant surface.
4. **Plug In:** Insert the power plug into a suitable electrical outlet. Ensure the voltage matches the appliance's requirements.

OPERATING INSTRUCTIONS

Power On/Off and Temperature Adjustment

1. **Power On:** Turn the iron ON by pressing the power button.
2. **Select Temperature:** Use the (+) and (–) buttons to select the desired temperature. The digital display will show the current temperature.
3. **Unlock/Change Temperature:** To unlock the temperature or change the temperature setting, press the power button once.
4. **Power Off:** Turn the iron OFF by pressing the power button once.

Hair Straightening

1. **Prepare Hair:** Ensure hair is clean, dry, and detangled. For best results, apply a heat protectant spray.
2. **Section Hair:** Divide hair into small, manageable sections (approximately 1-2 inches wide).
3. **Straighten:** Take one section of hair and place it between the plates of the iron, close to the roots. Gently clamp the plates together and glide the iron slowly down the entire length of the hair, from roots to ends. Do not stop the iron in one place to avoid heat damage.
4. **Repeat:** Repeat this process for all sections of hair until desired straightness is achieved.



Image: The CHI Lava 2.0 Hairstyling Iron, showcasing its sleek design and ceramic plates.

LOWER HEAT STYLING PROTECTS COLOR FROM FADING



Image: A user demonstrating the straightening process with the CHI Lava 2.0 Iron.

Hair Curling

1. **Prepare Hair:** Ensure hair is clean, dry, and detangled. Apply a heat protectant.
2. **Section Hair:** Divide hair into small, manageable sections.
3. **Curl:** Take one section of hair and clamp the iron near the roots. Rotate the iron 180 degrees away from your face, then slowly pull it down the hair shaft. The rounded edges of the iron will create a curl.
4. **Release:** Release the hair from the iron and allow the curl to cool before touching it to set the style.
5. **Repeat:** Repeat for all sections.

LESS HEAT, HOTTER STYLES



Image: A woman showcasing curly hair styled with the CHI Lava 2.0 Iron.

MAINTENANCE

- **Cleaning:** Ensure the appliance is unplugged and completely cool before cleaning. Wipe the plates and exterior with a soft, damp cloth. Do not use abrasive cleaners or immerse the appliance in water.
- **Storage:** Store the iron in a cool, dry place. Do not wrap the cord around the appliance, as this can cause damage.

TROUBLESHOOTING

Problem	Possible Cause	Solution
Iron does not heat up.	Not plugged in, power outlet malfunction, or appliance fault.	Ensure the iron is securely plugged into a working outlet. Check the power button is pressed. If the issue persists, contact customer support.

Problem	Possible Cause	Solution
Temperature fluctuates or is inaccurate.	Internal sensor issue or power fluctuation.	Ensure the power button is pressed to unlock temperature adjustment. If the issue persists, contact customer support.
Hair is not straightening/curling effectively.	Incorrect temperature setting, hair not clean/dry, or sections too large.	Adjust temperature to a suitable setting for your hair type. Ensure hair is completely dry and clean. Work with smaller sections of hair.

SPECIFICATIONS


- **Model Number:** GF8341A
- **Product Dimensions:** 12.25 x 2.13 x 2.13 inches
- **Weight:** 1.79 Pounds
- **Plate Material:** Volcanic Lava & Ceramic
- **Plate Size:** 1 inch
- **Maximum Temperature:** Up to 425°F (220°C)
- **Heat-up Time:** Approximately 40 seconds
- **Manufacturer:** Farouk Systems
- **UPC:** 633911829073






WARRANTY AND SUPPORT

This product typically comes with a **2-Year Limited Warranty**. Please refer to the product packaging or the official CHI website for complete warranty details and terms.

For customer support, service, or warranty claims, please contact Farouk Systems directly or visit their official website.

Related Documents - GF8341A

	<p>CHI G2 Ceramic & Titanium Infused Hairstyling Iron Owner's Manual</p> <p>Owner's manual for the CHI G2 Ceramic & Titanium Infused Hairstyling Iron, providing operating instructions, safety precautions, and warranty information.</p>
---	--

	<p>CHI Ionic Shine Shades Liquid Hair Color Manual: Professional Formulation & Application Guide</p> <p>Comprehensive guide for hair colorists on CHI Ionic Shine Shades Liquid Hair Color, detailing its ammonia-free formula, 5-in-1 solution, ceramic technology, and professional application techniques for vibrant, healthy hair.</p>
	<p>CHI Garment Care Electronic Iron Use and Care Manual</p> <p>Comprehensive use and care manual for CHI electronic irons, covering safety instructions, parts identification, operating procedures for dry and steam ironing, auto shutoff features, fabric care tips, maintenance, troubleshooting, and warranty information for models 13102, 13105, 13112, and 13113.</p>
	<p>CHI 360 Precision Steam Iron User Manual</p> <p>Comprehensive guide for the CHI 360 Precision Steam Iron, covering safe operation, features, maintenance, troubleshooting, and warranty information.</p>
	<p>CHI Use and Care Manual: Steam Iron Operation and Safety Guide</p> <p>This comprehensive manual provides essential safety instructions, operating procedures, maintenance tips, and troubleshooting guidance for CHI steam irons. Ensure optimal performance and longevity of your appliance.</p>
	<p>CHI Ceramic Tourmaline Curling Iron CA2306 Owner's Manual</p> <p>Owner's manual and safety instructions for the CHI Ceramic Tourmaline 1" Curling Iron, model CA2306. Includes operating instructions, maintenance, and warranty information.</p>