

- › [Bush Furniture](#) /
- › [Bush Furniture Cabot 60W L Shaped Computer Desk with Hutch and Lateral File Cabinet Instruction Manual](#)

Bush Furniture CAB005MW

Bush Furniture Cabot 60W L Shaped Computer Desk with Hutch and Lateral File Cabinet

MODEL: CAB005MW

Product Overview

The Bush Furniture Cabot 60W L Shaped Computer Desk with Hutch and Lateral File Cabinet provides a complete home office solution. This furniture set is designed for functionality and organization, featuring a spacious L-shaped desk surface, integrated storage, and a lateral file cabinet. The desk includes wire management and a built-in USB outlet for convenience. The hutch offers additional shelving and a closed compartment, while the file cabinet accommodates letter, legal, and A4-size documents.



Image 1: Complete Bush Furniture Cabot L Shaped Desk with Hutch and Lateral File Cabinet in Modern Walnut finish.

Safety Information

Important Safety Instructions:

- Always secure the desk to the wall using the provided wall attachment hardware to prevent tipping. This is crucial for family-friendly safety.
- Do not place heavy items on the desk that exceed the maximum weight limit of 200 pounds (90.7 kg). Overloading can compromise stability and cause damage.
- Ensure all assembly hardware is tightened securely before use. Periodically check and re-tighten fasteners as needed.

Setup and Assembly

Assembly of the Bush Furniture Cabot L Shaped Computer Desk, Hutch, and Lateral File Cabinet is required. For optimal safety and efficiency, it is recommended that **two people** participate in the assembly process.

Recommended Tools for Assembly:

- Hammer
- Screwdriver (Phillips head and flathead may be required)

Please refer to the detailed assembly instructions included in the product packaging for step-by-step guidance. Ensure all parts are present before beginning assembly.



Image 2: Product dimensions for the L Shaped Desk with Hutch and Lateral File Cabinet.



Image 3: Detailed diagram highlighting key features of the L Shaped Desk, including wire management, USB hub, and storage.



Image 4: Detailed diagram highlighting key features of the Desk Hutch, including fluted glass door and open cubby storage.



Image 5: Detailed diagram highlighting key features of the Lateral File Cabinet, including full-extension drawers and weight capacity.

Operating Instructions

This furniture set is designed for efficient use in a home office environment.

- **Desk Surface:** The 60W L-shaped desktop provides ample space for computers, monitors, and work materials. It supports up to 200 pounds.
- **Wire Management:** Utilize the built-in wire management grommets on the desk surface to keep power cords and cables organized and out of the way.
- **Built-in USB Outlet:** The desk features a built-in USB outlet for convenient charging of electronic devices. Connect your devices directly to the desk for power.
- **Desk Storage:** The desk includes a storage cabinet with one adjustable shelf and a file drawer with a box drawer. The file drawer is designed to accommodate letter, legal, and A4-size paperwork.
- **Hutch Storage:** The hutch offers a closed compartment behind a fluted glass door, along with right and left shelves for flexible storage and display. Multiple open cubby spaces are ideal for frequently accessed items.

- **Lateral File Cabinet:** The two spacious drawers of the lateral file cabinet open on smooth full-extension ball bearing slides, allowing easy access to letter, legal, and A4-size documents. Each drawer supports up to 60 pounds.



Image 6: Detail of the integrated wire management grommet and built-in USB hub for device connectivity.




Image 7: Detail of the fluted glass door on the hutch, providing concealed storage with a stylish accent.

Maintenance

To maintain the appearance and longevity of your Bush Furniture Cabot set, follow these care instructions:

- **Cleaning:** Wipe surfaces with a damp cloth. Avoid using harsh chemicals or abrasive cleaners, which can damage the finish.
- **Protection:** The finish on this furniture is durable but can be susceptible to scratches from sharp objects or heavy impact. Consider using desk pads or coasters to protect the surface from spills and scratches.
- **Hardware:** Periodically check all screws and fasteners to ensure they remain tight. Re-tighten as necessary to maintain structural integrity.

Troubleshooting

If you encounter issues with your furniture, consider the following:

- **Stability Issues:** If the desk feels wobbly, ensure all assembly hardware is fully tightened. Verify that the desk is placed on a level surface. Re-check wall attachment hardware if applicable.
- **Drawer Operation:** If drawers do not slide smoothly, check for obstructions in the tracks. Ensure the drawer slides are properly aligned and free of debris.
- **Surface Scratches:** The furniture's finish can scratch with heavy use or impact. To prevent further damage, consider placing a protective mat or glass top on the desk surface.

Specifications


| | |
|---|--|
| Brand | Bush Furniture |
| Model Number | CAB005MW |
| Product Dimensions (D x W x H) | 59.45"D x 59.45"W x 66.46"H (151.0 cm D x 151.0 cm W x 168.8 cm H) |
| Item Weight | 311 Pounds (141.07 kg) |
| Color | Modern Walnut |
| Base Material | Engineered Wood |
| Top Material Type | Engineered Wood |
| Finish Type | Walnut |
| Special Feature | Built In USB Outlet |
| Maximum Weight Recommendation | 200 Pounds (90.7 kg) |
| Number of Drawers | 4 |
| Number of Shelves | 6 |
| Required Assembly | Yes |
| Recommended Number of People for Assembly | 2 |
| Tools Recommended For Assembly | Hammer, Screw Driver |
| Product Care Instructions | Wipe with Damp Cloth |

Warranty and Support

This Bush Furniture product is backed by a **1-year manufacturer's warranty**. This warranty covers defects in materials and workmanship under normal use.

For warranty claims, missing parts, or technical assistance, please contact Bush Furniture customer support directly. Refer to the contact information provided in your product packaging or visit the official Bush Furniture website for support details.

Related Documents - CAB005MW



Assembly Guide






If you're having any difficulty during assembly of this product, please telephone to call us at 1-800-950-4182.

60W L-Desk

Let Dave P. Help You Solve ANY Problem.

[Bush Furniture 60W L-Desk Assembly Guide](#)

Comprehensive assembly guide for the Bush Furniture 60W L-Desk, model series KWD160. This document provides step-by-step instructions, a detailed parts list, safety warnings, and contact information for assistance. It is designed for easy understanding and efficient assembly.

| | |
|---|--|
|  <p>HOW TO Tighten KD Cams</p> <ol style="list-style-type: none"> 1. Place the KD Cam into the hole of the cam plate. 2. Turn the cam plate clockwise to tighten the KD Cam. 3. Repeat the steps for all KD Cams. <p>Click here to view the KD Cam to tighten the cam plate.</p> | <p>Bush Furniture Assembly and Care Instructions</p> <p>Comprehensive guide for assembling Bush Furniture products, including instructions for tightening KD cams, cleaning surfaces, and installing drawer slides, with links to video tutorials.</p> |
|  <p>Assembly Guide</p> <p>If you're having any difficulty during assembly of this product, don't hesitate to call us at 1-800-955-4762.</p> <p>L-Desk</p> <p>List Code # Part Number: A159345K</p> | <p>Bush Furniture L-Desk Assembly Guide - Model A159345K</p> <p>Comprehensive assembly guide for the Bush Furniture L-Desk (Model A159345K). Includes step-by-step instructions, parts list, hardware identification, safety warnings, and customer support contact information.</p> |
|  <p>Assembly Guide</p> <p>If you're having any difficulty during assembly of this product, don't hesitate to call us at 1-800-955-4762.</p> <p>30W 2 Door Tall Storage Cabinet</p> <p>List Code # Part Number: HHS630WH</p> | <p>Bush Furniture 30W 2 Door Tall Storage Cabinet Assembly Guide</p> <p>Comprehensive assembly guide for the Bush Furniture 30W 2 Door Tall Storage Cabinet (Model HHS630WH, Instruction Sheet A215890A), including safety warnings, parts list, and step-by-step instructions.</p> |
|  <p>MODELS: HM66315A, HM66615A, HM66915A, HM66115A</p> <p>Bush FURNITURE</p> <p>Thank you for purchasing this Bush Furniture product. We want to make sure you are satisfied with your purchase. Please call us at 1-800-955-4762 if you need any assistance. We will be happy to help you.</p> <p>Assembly Instructions</p> <p>difference</p> <ul style="list-style-type: none"> QUALITY INNOVATION SERVICE VALUE <p>A174877</p> <p>1 Year</p> | <p>Bush Furniture Desk Assembly Guide and Product Information</p> <p>Comprehensive assembly guide and product details for Bush Furniture desks (Models HM66315A, HM66615A, HM66915A, HM66115A), including safety warnings, parts lists, step-by-step instructions, and warranty information.</p> |
|  <p>Top Coffee Table</p> | <p>YOKO Soft Close Lift Top Coffee Table with Storage - Assembly Instructions & Warranty</p> <p>Detailed assembly instructions, safety warnings, parts list, and warranty information for the YOKO Soft Close Lift Top Coffee Table with Storage by Bush Furniture.</p> |