

**Logitech 920-008936**

# Logitech G512 Lightsync RGB Mechanical Gaming Keyboard User Manual

*Model: 920-008936*

## INTRODUCTION

The Logitech G512 is a high-performance mechanical gaming keyboard designed for an immersive gaming experience. It features advanced technologies, a modern and sleek design, and robust construction. This manual provides essential information for setting up, operating, maintaining, and troubleshooting your G512 keyboard.

Key features include a 1 ms report rate, GX Blue mechanical switches, customizable full-spectrum RGB lighting with LIGHTSYNC technology, and a convenient USB pass-through port. The G512 is engineered to deliver a blend of performance, advanced features, and unparalleled build quality.



Figure 1: Angled view of the Logitech G512 Lightsync RGB Mechanical Gaming Keyboard, showcasing its full layout and RGB lighting.

## SETUP GUIDE

---

### 1. Unpacking

Carefully remove the keyboard from its packaging. Ensure all components, including the keyboard and the attached USB cable, are present.

### 2. Connecting the Keyboard

1. Locate two available USB 2.0 ports on your computer.
2. Plug the primary USB connector (marked with a keyboard icon) from the G512 keyboard into one of your computer's USB ports. This connection provides power and data for the keyboard's primary functions.
3. Plug the secondary USB connector (marked with a USB icon) from the G512 keyboard into another available USB port. This connection powers the USB pass-through port located on the keyboard.



Figure 2: The Logitech G512 keyboard connected via its dual USB cables, highlighting the USB pass-through port on the top right.

### 3. Software Installation (Logitech G HUB)

For full customization of lighting, macros, and other advanced features, it is recommended to install the Logitech G HUB software.

- Visit the official Logitech G website: [www.logitechg.com/ghub](http://www.logitechg.com/ghub)
- Download the latest version of Logitech G HUB compatible with your operating system.
- Follow the on-screen instructions to complete the installation.
- Once installed, launch G HUB to configure your G512 keyboard.

## OPERATING INSTRUCTIONS

---

### Key Features and Functions

The G512 keyboard offers a range of features designed to enhance your gaming and typing experience.

- **GX Blue Mechanical Switches:** These switches provide a tactile and audible click feedback, ideal for users who prefer a distinct actuation point and sound.
- **LIGHTSYNC RGB Lighting:** Customize the per-key RGB lighting with approximately 16.8 million colors using Logitech

G HUB. Lighting can be synchronized with in-game actions, audio, or screen content.

- **USB Pass-Through:** A dedicated USB 2.0 port on the keyboard allows you to conveniently connect a mouse, headset, or other USB devices directly to your keyboard.
- **Media Controls and Function Keys:**
  - **FN + F5-F12:** Media controls (Play/Pause, Stop, Previous, Next, Mute, Volume Down, Volume Up).
  - **FN + F1-F4:** Lighting controls (Brightness, Lighting Effects).
  - **Game Mode Button:** Disables the Windows key to prevent accidental interruptions during gameplay. Can be configured via G HUB to disable other keys.



Figure 3: Top-down view of the Logitech G512 keyboard, illustrating the standard key layout and dedicated media/function keys.

## Customization with Logitech G HUB

Logitech G HUB software provides extensive customization options:

- **Lighting:** Create custom RGB lighting profiles, choose from preset effects, or synchronize lighting with other LIGHTSYNC-enabled devices.
- **Assignments:** Program custom macros, reassign keys, or assign system commands to any programmable key.
- **Game Mode:** Customize which keys are disabled when Game Mode is active.
- **Profiles:** Create and save multiple profiles for different games or applications, which can automatically switch when the corresponding program is launched.

## MAINTENANCE

---

Proper maintenance ensures the longevity and optimal performance of your Logitech G512 keyboard.

### Cleaning

- **General Cleaning:** Use a soft, lint-free cloth slightly dampened with water or a mild cleaning solution to wipe down the keyboard surface. Avoid harsh chemicals or abrasive materials.
- **Keycaps:** For deeper cleaning, keycaps can be carefully removed using a keycap puller (not included) to clean underneath. Ensure the keyboard is unplugged before attempting this.
- **Dust and Debris:** Use compressed air to remove dust and debris from between the keycaps and around the switches.

### General Care

- Avoid spilling liquids on the keyboard. In case of a spill, immediately unplug the keyboard and allow it to dry completely before reconnecting.
- Do not expose the keyboard to extreme temperatures or direct sunlight for prolonged periods.
- Handle the USB cable carefully to prevent damage to the connectors or cable insulation.




Figure 4: Side profile of the Logitech G512 keyboard, illustrating the ergonomic keycap design and the sturdy aluminum frame.

## TROUBLESHOOTING

This section addresses common issues you might encounter with your G512 keyboard.

Problem	Possible Cause	Solution
Keyboard not responding	Loose USB connection, driver issue, or system conflict.	<ul style="list-style-type: none"><li>• Ensure both USB cables are securely plugged into your computer.</li><li>• Try different USB ports.</li><li>• Restart your computer.</li><li>• Reinstall Logitech G HUB software.</li><li>• Check Device Manager for any keyboard-related errors.</li></ul>
RGB lighting not working or incorrect	Software settings, G HUB not running, or firmware issue.	<ul style="list-style-type: none"><li>• Ensure Logitech G HUB is running and the correct profile is active.</li><li>• Check lighting settings within G HUB.</li><li>• Update keyboard firmware via G HUB.</li><li>• Ensure the secondary USB cable (for pass-through and lighting power) is connected.</li></ul>
USB pass-through port not working	Secondary USB cable not connected, power issue, or device incompatibility.	<ul style="list-style-type: none"><li>• Verify the secondary USB cable from the keyboard is connected to your computer.</li><li>• Try connecting a different device to the pass-through port.</li><li>• Ensure the connected device does not draw excessive power.</li></ul>

Problem	Possible Cause	Solution
Keys not registering or double-typing	Debris under keycap, switch malfunction, or software issue.	<ul style="list-style-type: none"><li>• Clean under the affected keycap using compressed air.</li><li>• Ensure G HUB is updated and try resetting keyboard settings within the software.</li><li>• If the issue persists, contact Logitech Support.</li></ul>

## SPECIFICATIONS

Detailed technical specifications for the Logitech G512 Lightsync RGB Mechanical Gaming Keyboard.

Feature	Detail
Model Number	920-008936
Dimensions (L x W x H)	Approximately 18 x 7 x 1.75 inches (Package Dimensions)
Weight	Approximately 2.79 pounds
Switch Type	GX Blue Mechanical (Tactile and Clicky)
Connectivity	USB 2.0 (Dual USB cables required)
USB Pass-Through	Yes, 1x USB 2.0 port
Lighting	LIGHTSYNC RGB (Per-key customizable, ~16.8M colors)
Material	Brushed Aluminum Top Case
Color	Carbon
Report Rate	1 ms
Compatible Devices	Gaming Console (via USB), PC

## WARRANTY AND SUPPORT

### Warranty Information

This Logitech G512 keyboard is sold as a renewed product. Warranty terms for renewed products may vary from new products. Please refer to the specific warranty information provided at the time of purchase or contact the seller for details regarding the warranty period and coverage for renewed items.

For standard Logitech products, warranty information can typically be found on the official Logitech website. It is recommended to retain your proof of purchase for any warranty claims.

### Customer Support

For technical assistance, troubleshooting beyond this manual, or warranty inquiries, please contact Logitech Customer Support or the seller from whom you purchased the renewed product.

- **Logitech Support Website:** Visit [support.logi.com](https://support.logi.com) for FAQs, drivers, software downloads, and contact options.
- **Seller Support:** If purchased as a renewed item, the seller may offer direct support or specific return/replacement



policies.







Figure 5: The iconic Logitech G logo, typically found on the keyboard, signifying the brand.



© 2024 Logitech. All rights reserved. Logitech, Logitech G, and their respective logos are trademarks or registered trademarks of Logitech Europe S.A. and/or its affiliates in the U.S. and other countries.

**Related Documents - 920-008936**

<div><div>User Manual of Product 1:</div><div>Logitech G PRO X Gaming Headset, Over-Ear Headphones with Blue VOICE™ Mic, DT5 Headphones X 7.1, 50mm PRO-G Drivers, 1.1 Detachable Boom for esports Gaming, PC/PS5/PlayStation Switch - Black</div><div>User Manual of Product 2:</div><div>Logitech G PRO TKL Mechanical Gaming Keyboard, 65% Blue Gaming Key Switches, LIGHTSPEED™ Wireless, Tri-Mode, Tenkeyless Design for esports Gaming, Detachable Micro-USB Cable, CHERRY MX Legend - Black</div></div>	<p><a href="#">Logitech G PRO X Gaming Headset &amp; PRO TKL Keyboard Setup Guide</a></p> <p>Setup guide for the Logitech G PRO X Gaming Headset and Logitech G PRO TKL Mechanical Gaming Keyboard. Covers PC and console connections, microphone placement, and FAQs for optimal esports performance.</p>
<div><div>Getting Started - MX Mechanical Mini</div><div></div></div>	<p><a href="#">Logitech MX Mechanical Mini: Getting Started Guide</a></p> <p>A concise guide to setting up and using the Logitech MX Mechanical Mini keyboard, covering connection methods, software, smart backlighting, and Logitech Flow.</p>
<div><div>User Manual of Product 1:</div><div>Logitech G513 Mechanical Gaming Keyboard with Palm Rest, RGB LIGHTSYNC, 60% Blue Cherry MX Mechanical, Detachable Aluminum Case, Customizable F-Rays, USB Pass Through, CHERRY MX Legend - Carbon/Black</div><div>User Manual of Product 2:</div><div>Logitech G733 LIGHTSPEED™ Wireless Gaming Headset with Suspension Headband, LIGHTSYNC™ RGB, Blue VOICE™ mic technology and PRO-G audio drivers, Lightweight, 28-hour battery life, 35mm range - Black</div></div>	<p><a href="#">Logitech G513 Keyboard and G733 Headset User Guide</a></p> <p>User guide for the Logitech G513 mechanical gaming keyboard and Logitech G733 LIGHTSPEED wireless gaming headset, detailing features, functions, setup, and software.</p>
<div><div>K750 SOLAR</div><div>logitech</div><div></div></div>	<p><a href="#">Logitech K750 SOLAR Wireless Keyboard - Solar Powered, Eco-Friendly</a></p> <p>Discover the Logitech K750 SOLAR Wireless Keyboard. Features solar charging, long battery life, eco-friendly design, and reliable wireless connectivity for Windows users. Explore its benefits and specifications.</p>
<div><div>G815</div><div>RGB Mechanical Gaming Keyboard, Mechanical RGB Gaming Keyboard, Clavier de jeu mécanique RGB</div><div></div><div>logitech G</div></div>	<p><a href="#">Logitech G815 RGB Mechanical Gaming Keyboard Features and Guide</a></p> <p>Discover the advanced features of the Logitech G815 RGB Mechanical Gaming Keyboard, including LIGHTSYNC RGB lighting, programmable G-keys, game mode, media controls, and onboard memory. Learn how to customize your experience with Logitech G HUB software.</p>
<div><div></div></div>	<p><a href="#">Logitech POP Icon Combo: Setup and Easy Switch Guide</a></p> <p>A concise guide to setting up your Logitech POP Icon Combo keyboard and mouse using Bluetooth and the Logi App, including instructions for the Easy Switch feature.</p>