

[Manuals.plus](#) /

> [Feandrea](#) /

> Feandrea Grand Cat Tree XXL 206 cm, Model PCT190W01 Instruction Manual

## Feandrea PCT190W01

# Feandrea Grand Cat Tree XXL 206 cm (Model PCT190W01)

Instruction Manual

## INTRODUCTION

This manual provides detailed instructions for the assembly, safe operation, and maintenance of your Feandrea Grand Cat Tree XXL (Model PCT190W01). Please read these instructions carefully before assembly and retain them for future reference. This cat tree is designed to provide a multi-level activity center for your cats, featuring scratching posts, platforms, caves, a basket, and a hammock.





Image: The Feandrea Grand Cat Tree XXL, showcasing its various levels, scratching posts, and resting areas, with multiple cats enjoying the structure.

## SAFETY INSTRUCTIONS

- Ensure all screws and bolts are tightened securely during assembly and checked periodically for stability.
- Utilize the included anti-tipping kit to secure the cat tree to a wall, especially for taller models or active cats, to prevent accidental tipping.
- Place the cat tree on a flat, stable surface to maximize stability.
- Keep the cat tree away from open flames, heaters, and excessive moisture.
- Regularly inspect the cat tree for any damaged or loose parts. Replace or repair as necessary to ensure continued safety for your pets.
- Supervise pets, especially during initial use, to ensure they adapt safely to the new structure.

# Disponible en plusieurs tailles et couleurs

**L** Idéal pour les chats de taille moyenne jusqu'à **5 kg**

**XXL** Idéal pour les chats de grande taille ou dodus jusqu'à **7 kg**



55 x 45 x 168 cm

60 x 50 x 206 cm

Taille du figurant :  
178 cm

Image: Detailed diagram illustrating the dimensions of the cat tree, highlighting the reinforced base and the wall-attachment anti-tipping kit for enhanced stability.

## PACKAGE CONTENTS

Before beginning assembly, please verify that all components listed below are present and undamaged. If any parts are missing or damaged, please contact customer support.

- Baseboard(s)
- Multi-level platforms

- Cat caves/condos
- Scratching posts (sisal-wrapped)
- Hammock
- Basket
- Plush balls/toys
- Ramp with scratching surface
- All necessary screws, bolts, and connectors
- Allen key (for assembly)
- Anti-tipping kit (wall anchor, strap)
- Instruction manual

## SETUP AND ASSEMBLY

Assembly of the Feandrea Grand Cat Tree XXL is designed to be straightforward. Follow the numbered instructions and use the labeled parts for an efficient setup.

1. **Unpack Components:** Carefully remove all parts from the packaging. Lay them out and compare them against the package contents list to ensure everything is present.
2. **Identify Parts:** Each part is labeled with a number or letter. Refer to the assembly diagram in the manual to identify each component.
3. **Assemble Base:** Begin by attaching the lowest scratching posts to the main baseboard using the provided hardware. Ensure connections are firm.
4. **Build Upwards:** Continue assembling the structure layer by layer, attaching platforms, caves, and additional scratching posts as indicated in the step-by-step instructions.
5. **Attach Accessories:** Secure the hammock, basket, ramp, and plush toys to their designated positions.
6. **Final Tightening:** Once fully assembled, re-check all connections and tighten any loose screws to ensure maximum stability.
7. **Install Anti-Tipping Kit:** For safety, attach the anti-tipping strap to the cat tree and secure it to a sturdy wall stud using appropriate wall anchors.



Image: A visual representation of the assembly process, showing a person connecting components of the cat tree, emphasizing the ease of construction.

## OPERATING AND USAGE

The Feandrea Grand Cat Tree XXL offers a variety of features designed to enrich your cat's environment:


- **Climbing and Exploration:** With 5 levels and a height of 206 cm, cats can enjoy extensive climbing and exploration. The short distances between steps (30-40 cm) facilitate easy movement for cats of all ages.
- **Scratching Areas:** The tree includes 13 sisal-wrapped scratching posts and a sisal scratching ramp, providing ample opportunities for your cats to satisfy their natural scratching instincts and protect your furniture.
- **Resting and Hiding Spots:** Two well-padded platforms, two comfortable cat caves, a soft basket, and a plush hammock offer multiple options for napping, observing, and hiding.
- **Playtime:** Integrated plush balls encourage playful interaction and exercise.




Image: A cat enjoying a luxurious, plush platform, illustrating the comfortable resting spots.

## Plus de confort

Chaque chat a son endroit pour faire la sieste et se détendre



2 larges niches confortables



Panier réglable



Hamac tout doux

Image: Cats utilizing the comfortable cat caves and plush hammock, demonstrating the various relaxation options.

## 14 zones de grattage

De quoi griffer en toute impunité, votre canapé est enfin sauvé



13 poteaux à griffer



1 planche à griffer

Image: Cats actively scratching on sisal posts and climbing the sisal ramp, highlighting the scratching and climbing features.

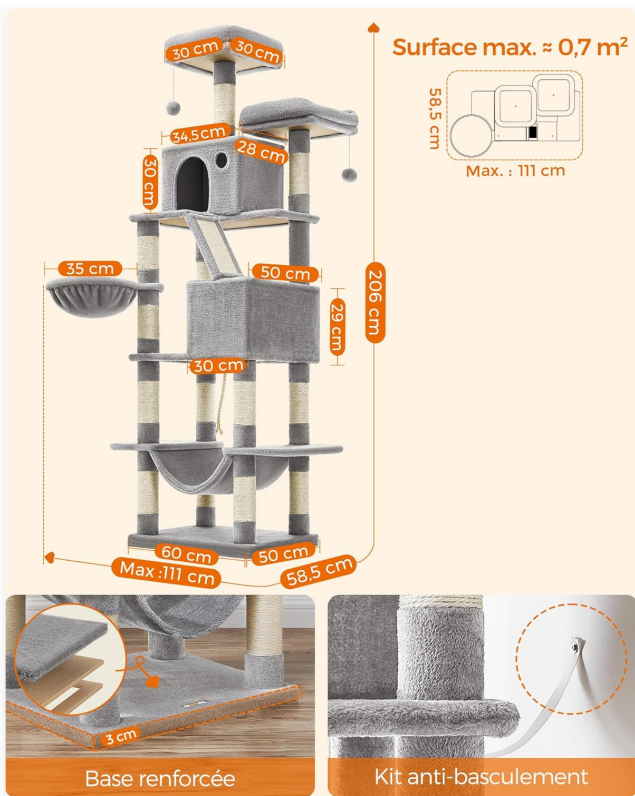


Image: A cat comfortably nestled in the soft, elevated basket, showcasing another cozy resting spot.

## MAINTENANCE

Regular maintenance will extend the life of your Feandrea Grand Cat Tree XXL and ensure a hygienic environment for your pets.

- **Cleaning:** The plush fabric can be cleaned with a lint roller or a handheld vacuum cleaner to remove pet hair, dust, and debris. For spot cleaning, use a damp cloth with mild soap and water, then air dry thoroughly. Avoid harsh chemicals.
- **Sisal Care:** The sisal scratching surfaces can be cleaned with a stiff brush to remove loose fibers and debris. Do not wet sisal excessively.
- **Structural Check:** Periodically check all screws and connections for tightness. Re-tighten as needed to maintain the tree's stability.
- **Damage Inspection:** Inspect for any signs of wear and tear, such as frayed sisal, torn fabric, or loose platforms. Address any damage promptly to prevent injury to your pets.



Image: A handheld vacuum cleaner being used on the plush surface of the cat tree, demonstrating easy cleaning for pet hair and debris.

## TROUBLESHOOTING

Problem	Possible Cause	Solution
Cat tree feels wobbly/unstable.	Loose connections; not secured to wall; uneven floor.	Re-tighten all screws. Ensure the anti-tipping kit is properly installed and secured to a wall stud. Place on a level surface.
Parts are missing or damaged upon arrival.	Shipping error; manufacturing defect.	Do not proceed with assembly. Contact customer support immediately for replacement parts.
Cats are not using the scratching posts.	Preference for other surfaces; unfamiliarity.	Encourage use by placing catnip on the sisal. Gently guide your cat's paws to the scratching surface.
Plush fabric is shedding excessively.	Normal initial shedding; heavy use.	Regularly vacuum or use a lint roller to remove loose fibers. This typically reduces over time.

## SPECIFICATIONS

**Model:** PCT190W01

**Brand:** Feandrea

**Dimensions (L x W x H):** 60 x 50 x 206 cm (23.6 x 19.7 x 81.1 inches)

**Weight:** 23.5 kg (51.8 lbs)

**Material:** Sisal, Plush fabric, Particle board (FSC certified)

**Color:** Light Grey

**Recommended for:** Large cat breeds, multiple cats (up to 6 cats, 7 kg each)

**Special Features:** Multi-level design, 13 scratching posts, 2 platforms, 2 caves, 1 basket, 1 hammock, plush balls, scratching ramp, reinforced base, anti-tipping kit.

## WARRANTY AND SUPPORT

Feandrea products are designed for quality and durability. While specific warranty details are not provided in this manual, please retain your proof of purchase for any warranty claims.

For assistance with assembly, missing parts, or any product-related inquiries, please contact Feandrea customer support. You can often find contact information on the product packaging or through the official Feandrea brand store:

[Visit the Feandrea Brand Store](#)

