

## Inrico T526

# Inrico T526 Network Radio User Manual

Model: T526

## INTRODUCTION

The Inrico T526 is a robust network radio designed for global communication, leveraging 4G cellular networks and Wi-Fi for extensive coverage. It offers advanced features such as GPS, Bluetooth, and programmable buttons, making it suitable for professional use in various environments. This manual provides essential information for setting up, operating, and maintaining your T526 network radio.

## WHAT'S IN THE BOX

Upon unboxing your Inrico T526, please verify that all the following components are present:

- Inrico T526 Network Radio
- Antenna
- Battery (5000mAh Lithium Ion)
- Drop-in Charger
- USB Lead
- Power Plug



Image: Front view of the Inrico T526 Network Radio, showing its compact design and antenna.

## KEY FEATURES

- Intercom globally via cellular data card
- Guard Patrol function mapping capability
- Integrated WIFI and Bluetooth support
- GPS functionality for location services
- Exceptional audio output for clear communication
- Programmable buttons for emergency or quick access functions
- High-capacity 5000mAh battery for extended operation

## SETUP

### 1. Battery Installation and Charging

1. Ensure the radio is powered off.
2. Open the battery compartment cover on the back of the radio.
3. Insert the 5000mAh Lithium Ion battery, ensuring the contacts align correctly.
4. Close the battery compartment cover securely.
5. Place the radio into the drop-in charger. Connect the USB lead to the charger and the power plug to a wall outlet.
6. Charge the battery fully before first use. The charging indicator light will change when charging is complete.

### 2. Antenna Attachment

Screw the provided antenna clockwise into the antenna connector on the top of the radio until it is finger-tight. Do not overtighten.

### 3. SIM Card Installation (Optional)

The T526 operates on cellular data. If using a SIM card for network connectivity, carefully insert it into the designated SIM card slot, usually located under the battery or on the side. Refer to the radio's internal markings for correct orientation.

## OPERATING INSTRUCTIONS

### 1. Power On/Off

- To power on: Press and hold the Power button (usually located on the side or top) until the radio powers on.
- To power off: Press and hold the Power button until the power-off prompt appears, then confirm.

### 2. Volume Adjustment

Rotate the volume knob (typically on the top) clockwise to increase volume and counter-clockwise to decrease volume.

### 3. Push-to-Talk (PTT) Function

To transmit, press and hold the PTT button (large button on the side). Speak clearly into the microphone. Release the PTT button to listen.

### 4. Network Connectivity

- **Cellular Data:** Ensure a valid SIM card with an active data plan is installed. The radio will automatically connect to the available 4G network.
- **Wi-Fi:** Navigate to the Wi-Fi settings in the radio's menu. Select your desired Wi-Fi network and enter the password if required.

### 5. Basic Functions

The T526 supports basic functions such as group calls, individual calls, GPS tracking, Wi-Fi, and Bluetooth connectivity. Specific operation details for these functions can be found in the radio's on-screen menu or by referring to the detailed application software manual.

## RADIO FEATURES

- Intercom globally
- Operation on cellular data card
- Guard Patrol function can be mapped
- WIFI / Bluetooth-supported
- GPS – supported
- Exceptional audio output
- Buttons are programmable for emergency
- 5000mAh battery
- Compact size , reliable performance

## TECHNICAL SPECIFICATIONS

Network	2G:GSM 850/900/1800/1900 MHz
	3G:WCDMA 850/900/1900/2100 MHz
	4G:TDD B38/B40/B41 FDD-LTE B1/B3/B5/B7/B20
Extended Memory	512MB + 4GB
Platform	MT6737M
System	Android 6.0
Speaker +Mic	Diameter of 40 big trumpet
Jack of earphone	3.5mm
GPS	Support
Battery capacity	5000mAh
Size	106*56*33mm
Weight	~220g

## SYSTEM FEATURES

### 1.Basic function

Support group call, individual call, GPS,WiFi and Bluetooth

### 2.Special feature

Support priority call, video call, monitoring and recording function, playback function, scan function and SOS function

Enhanced Encryption–Voice Encryption & Data Encryption (Guard Patrol function can be mapped)

## APPLICATION SCENARIO SCHEMATIC



Image: Diagram illustrating the T526's radio features, technical specifications, and system functions, including network bands, memory, platform, and battery capacity.

## MAINTENANCE

## 1. Cleaning

Wipe the radio's surface with a soft, damp cloth. Do not use harsh chemicals or abrasive cleaners. Ensure the radio is powered off and dry before cleaning.

## 2. Battery Care

- Avoid fully discharging the battery frequently.
- Store the radio and battery in a cool, dry place when not in use for extended periods.
- Use only the original Inrico charger and battery.

## 3. Antenna Care

Ensure the antenna is securely attached. Avoid bending or forcing the antenna, as this can damage the connector or affect signal quality.

## TROUBLESHOOTING

Problem	Possible Cause	Solution
Radio does not power on.	Battery is low or not installed correctly.	Charge the battery fully. Reinstall the battery, ensuring proper contact.
No network signal.	No SIM card, no data plan, or out of network coverage.	Ensure SIM card is installed and active. Move to an area with better cellular coverage. Check Wi-Fi connection.
Poor audio quality.	Low volume, weak signal, or microphone/speaker obstruction.	Adjust volume. Check network signal strength. Ensure microphone and speaker are clear of debris.
Buttons unresponsive.	Software glitch or radio frozen.	Attempt a soft reset (power off and on). If persistent, remove and reinsert battery.

## TECHNICAL SPECIFICATIONS

Feature	Specification
Network Support	4G: TDD B38/B40/B41, FDD-LTE B1/B3/B5/B7/B20
Extended Memory	512MB RAM + 4GB ROM
Platform	MT6737M
Operating System	Android 6.0
Speaker + Mic	Diameter of 40 big trumpet
Earphone Jack	3.5mm
GPS	Supported
Battery Capacity	5000mAh
Dimensions (L*W*H)	106*56*33mm
Weight	~220g



Feature	Specification
Power Voltage	7.4 Volts
Tuner Technology	UHF



**Inrico®**  
SINCE 2004

# 4G LTE

**Network radio, global communication  
Enhanced Encryption-higher security level**












**T526**  
NETWORK RADIO

**T526 is a smart radio without display ,which can push to talk globally under coverage of GSM /WCDMA /4G LTE /WIFI.** Louder audio output, 5000mah larger battery capacity, professional Android system, portable design, (Guard Patrol function can be mapped) which provides your company with a secure network radio , with excellent connectivity for professionals working in environments where first class communication is essential.



**SHENZHEN INRICO ELECTRONICS CO.,LTD**  
Address: Building No.118, High tech Industrial Park,  
Guowei Road 72,Luohu District, Shenzhen



**+86-755-83273589**

[www.inrico.cn](http://www.inrico.cn) [inrico@inrico.cn](mailto:inrico@inrico.cn) [sales@inrico.cn](mailto:sales@inrico.cn)

Image: Promotional image highlighting the Inrico T526's 4G LTE capabilities and showing an application schematic for network radio

## WARRANTY AND SUPPORT

Inrico products are designed for reliability and performance. For warranty information, technical support, or service inquiries, please contact Inrico directly. Keep your purchase receipt as proof of purchase.





**Contact Information:**



- Website: [www.inrico.cn](http://www.inrico.cn)
- Email: [sales@inrico.cn](mailto:sales@inrico.cn)
- Phone: +86-755-83273589
- Additional Resources: <http://733597.clewm.net/Fn4pWUL>

© 2024 Inrico. All rights reserved.

This manual is subject to change without notice.

### Related Documents - T526

	<p><a href="#">Inrico T529A POC Radio User Manual: Operation, Features, and Specifications</a></p> <p>This user manual provides comprehensive instructions for the Inrico T529A POC radio, covering unpacking, setup, basic functions, advanced features, troubleshooting, system parameters, and specifications. Learn how to operate your Inrico T529A for reliable communication.</p>
	<p><a href="#">Inrico S200 POC Radio User Manual   Instructions and Specifications</a></p> <p>Comprehensive user manual for the Inrico S200 POC Radio. Includes setup, operation, functions, specifications, and safety guidelines for this two-way communication device.</p>
	<p><a href="#">Inrico IRC590 SMART PoC Radio User Guide   Features &amp; Operation</a></p> <p>This user guide provides comprehensive instructions for the Inrico IRC590 SMART PoC Radio. Learn about setup, features, operation, maintenance, safety, and troubleshooting for this professional two-way communication device from Inrico.</p>
	<p><a href="#">Inrico B06 Wireless RSM User Guide: Features, Operation, and Specifications</a></p> <p>Comprehensive user guide for the Inrico B06 Wireless RSM. Learn about device features, handling precautions, operational procedures, specifications, and troubleshooting for this advanced communication device.</p>

<div><div><div><div><div><div></div></div></div><div><div><div>SMART PoC RADIO</div><div>T640A</div></div><div><div>USER MANUEL</div></div></div><div><div><div>Please read this instruction book carefully before using</div><div><a href="http://www.inricoradio.com">www.inricoradio.com</a></div></div></div></div></div></div>	<div><div><a href="#">Inrico T640A SMART PoC RADIO User Manual</a></div><div>User manual for the Inrico T640A SMART PoC RADIO, detailing its features, operation, installation, troubleshooting, and specifications. Learn how to set up and use your PoC radio effectively.</div></div>
<div><div><div><div><div><div></div></div></div><div><div><div>INRICO T320 INTELLIGENT TWO WAY RADIO</div><div>USER'S MANUAL</div></div></div></div></div></div>	<div><div><a href="#">Inrico T320 Intelligent Two Way Radio User's Manual</a></div><div>Comprehensive user's manual for the Inrico T320 Intelligent Two Way Radio, detailing setup, operation, functions, and safety guidelines.</div></div>

Documents - Inrico – T526



263 Walsall Road, Great Wyrley, Walsall, WS6 6DL

Established 1997. Open Monday - Friday 9am - 5pm and Saturday 9.30am - 4pm

Tel: 01922 414 796 Fax: 01922 417829 Skype: radioworld\_uk



Inrico T526 replacement antenna is designed to provide a reliable and efficient solution for enhancing the signal strength.

£9.95

DESCRIPTION

The Inrico T526 replacement antenna is designed to provide a reliable and efficient solution for enhancing the device's signal strength and overall performance. It is precisely engineered to ensure seamless compatibility and easy installation, making it a practical choice for users looking to optimize their communication experience with the Inrico T526 device.

[pdf]

Inrico T526 replacement antenna is designed to provide a AWS The reliable and efficient solution for enhancing the device s signal strength overall product 10095180 v 1712528479 shopwired business files s3 eu west 1 amazonaws 7 226987 |||

263 Walsall Road, Great Wyrley, Walsall, WS6 6DL Established 1997. Open Monday - Friday 9am - 5pm and Saturday 9.30am - 4pm Tel: 01922 414 796 Fax: 01922 417829 Skype: radioworld\_uk Inrico **T526** replacement antenna is designed to provide a reliable and efficient solution for enhancing the signal stre...

lang:en score:32 filesize: 63.85 K page\_count: 1 document date: 2025-06-16



263 Walsall Road, Great Wyrley, Walsall, WS6 6DL

Established 1997. Open Monday - Friday 9am - 5pm and Saturday 9.30am - 4pm

Tel: 01922 414 796 Fax: 01922 417829 Skype: radioworld\_uk



INRICO T526 NETWORK RADIO

£149.99

DESCRIPTION

Inrico T526 Network Radio, Key Features, Intercom globallyOperation on cellular data cardGPS Patrol function can be mappedWiFi / Bluetooth-supportedGPS - supportedExceptional audio capabilities are programmed for emergency5000mAh batteryCompact size reliable performanceTechnical Specifications4G TD-LTE B3/B4/B18 TD-LTE B1/B3/B5/B7/B20Extended Memory 512MB + 4GBPlatform MT6737MSystem Android 6.0Speaker / Mic Diameter of 40 big trumpetJack of earphone 3.5mmGPS SupportBattery capacity 5000mAhSize 106\*58\*33mmWeight 220g

[pdf] Specifications

INRICO T526 NETWORK RADIO £149 99 Amazon AWS prieš 7 valandas — Patrol function can be mappedWiFi Bluetooth supportedGPS Memory 512MB 4GBPlatform MT6737MSystem Android 6 0Speaker Mic Diameter of 40 big product 6574805 v 1667141019 shopwired business files s3 eu west 1 amazonaws 226987 s |||

263 Walsall Road, Great Wyrley, Walsall, WS6 6DL Established 1997. Open Monday - Friday 9am - 5pm and Saturday 9.30am - 4pm Tel: 01922 414 796 Fax: 01922 417829 Skype: radioworld\_uk INRICO **T526** NETWORK RADIO 149.99

DESCRIPTION Inrico **T526** Network Radio, Key Features, Intercom globallyOperation on ce...

lang:da score:29 filesize: 106.58 K page\_count: 1 document date: 2023-05-31