

Loop loop-quiet1-black

Loop Quiet Ear Plugs Instruction Manual

Super Soft, Reusable Hearing Protection in Flexible Silicone for Sleep, Noise Sensitivity

PRODUCT OVERVIEW

Loop Quiet earplugs are designed to provide effective noise reduction, offering a peaceful environment for various activities. Crafted from soft, flexible silicone, these reusable earplugs are comfortable for extended wear, day or night. They are ideal for reducing background noise, aiding in sleep, enhancing focus during study or work, and managing noise sensitivity in crowded or loud environments.

With a Noise Reduction Rating (NRR) of 14 dB and a Signal-to-Noise Ratio (SNR) of 24 dB, Loop Quiet earplugs significantly lower sound levels while allowing you to remain aware of your surroundings. Their discreet design ensures they sit comfortably and inconspicuously in your ears.



Figure 1: Loop Quiet Ear Plugs in Black.

WHAT'S IN THE BOX

Your Loop Quiet package includes everything you need for optimal hearing protection and comfort:

- 1 set of Loop Quiet earplugs
- 4 sizes of soft silicone ear tips (XS, S, M, L) to ensure a perfect fit
- 1 handy keychain carry case for convenient storage and portability

These earplugs are reusable and washable, offering a sustainable alternative to disposable options.



SETUP AND FITTING

Achieving the perfect fit is crucial for both comfort and effective noise reduction. Follow these steps to set up your Loop Quiet earplugs:

1. **Remove from Packaging:** Carefully take the earplugs and ear tips out of their packaging.
2. **Choose the Correct Ear Tip Size:** Loop Quiet earplugs come with four different sizes of soft silicone ear tips (XS, S, M, L). Experiment with each size to find the one that feels most comfortable and secure in your ear canal.

- If the earplugs feel uncomfortable or cause pain, try a smaller size.
 - If the earplugs do not reduce sound sufficiently or tend to fall out, try a larger size.
3. **Attach Ear Tip:** Gently push the chosen ear tip onto the silicone plug until it is securely attached. Refer to the diagram below for visual guidance.
 4. **Insert and Twist:** Insert the earplug into your ear canal. Once inserted, gently twist the earplug until the iconic round loop sits comfortably and discreetly within your outer ear. The earplugs should not stick out or be visible from the front when correctly worn.

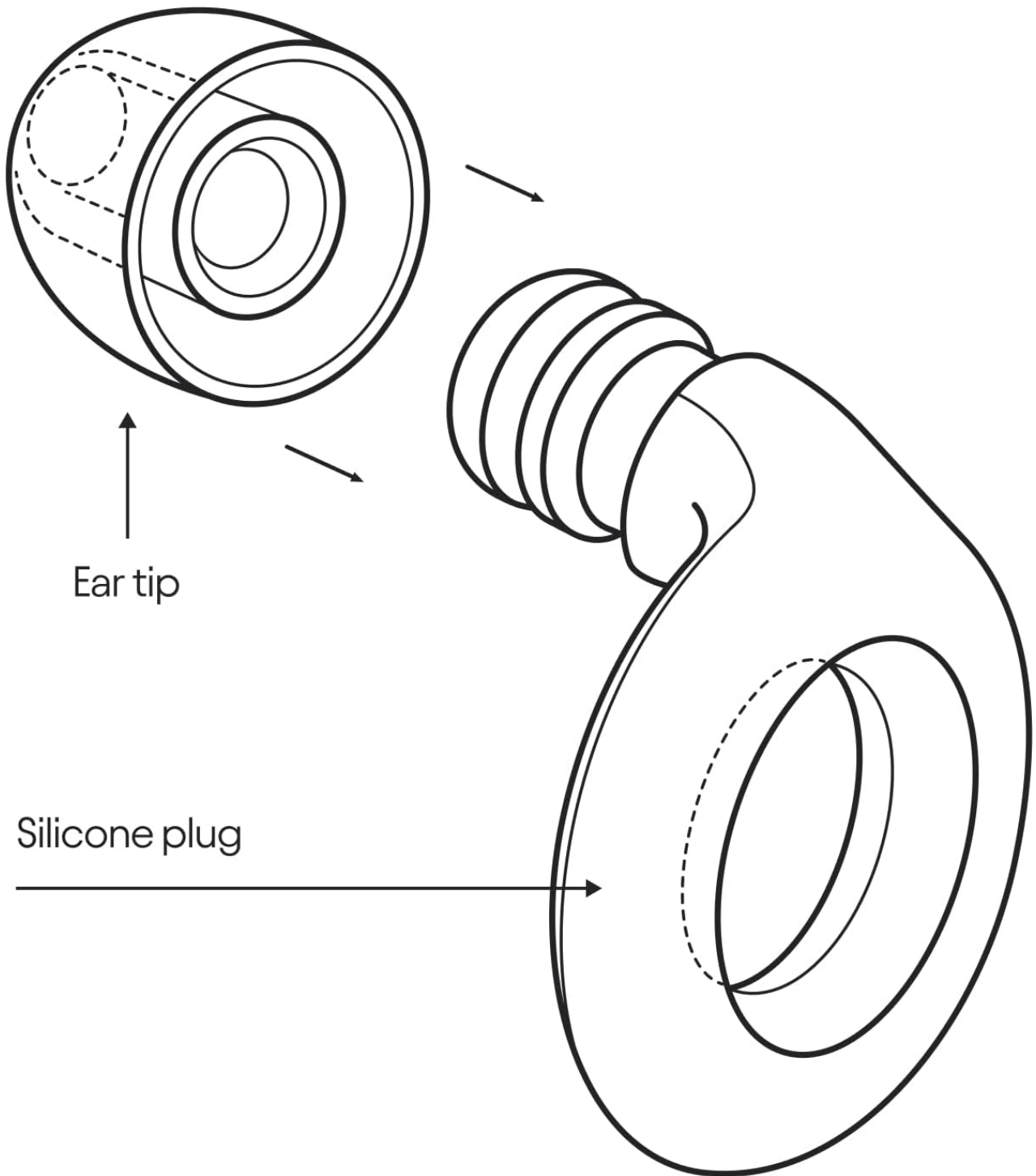


Figure 3: Ear tip attachment diagram.

Find your perfect fit

1. Insert and twist

Loops should never stick out or be visible from the front.



2. Try all ear tip sizes

Sticking out or uncomfortable?
Try a smaller size.



Don't feel secure?
Go a size up.




Figure 4: Visual guide for inserting and twisting Loop earplugs for optimal fit.

OPERATING AND USAGE

Loop Quiet earplugs are designed for versatile use across various situations where noise reduction is desired. Their primary function is to reduce noise levels, helping you find peace and focus.

Key Applications:

- **Sleeping:** Muffle snoring, street noise, or other disturbances for a more restful night.
- **Focus and Concentration:** Create a quieter environment for studying, working, or reading by reducing distracting background sounds.
- **Noise Sensitivity:** Provide comfort and reduce overwhelm in noisy environments such as public transport, busy offices, or crowded places.
- **Travel and Commuting:** Enhance your travel experience by minimizing engine noise, chatter, and other common travel sounds.

While they significantly reduce noise, they do not completely block out all sound, allowing for a degree of situational awareness. This means you can still hear important sounds like alarms or conversations, albeit at a reduced volume.

Bring on the noise

With up to 26 dB [SNR] of noise reduction, there's nothing that can stop your flow. And thanks to Loop Quiet's soft-touch silicone design, you can manage your volume morning 'til night in comfort and style.

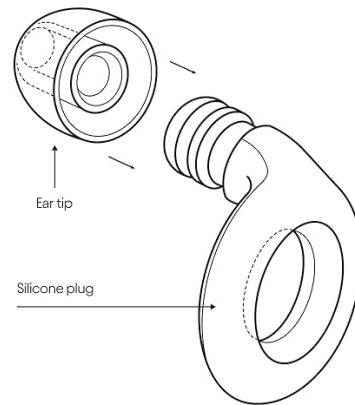


Figure 5: Multi-purpose usage of Loop Quiet earplugs.

MAINTENANCE AND CARE

To ensure the longevity and hygiene of your Loop Quiet earplugs, regular cleaning is recommended. They are designed to be reusable and washable.

Cleaning Instructions:

- Gently wash the earplugs with warm, soapy water.
- Rinse thoroughly to remove all soap residue.
- Allow them to air dry completely before storing them in their carry case or reinserting them.

Proper care helps maintain the silicone's integrity and ensures optimal performance over time.

TROUBLESHOOTING

If you experience issues with the fit or performance of your Loop Quiet earplugs, consider the following:

- **Discomfort or Pain:** If the earplugs feel uncomfortable or cause pain, it is likely that the ear tips are too large for your ear canal. Try switching to a smaller size (e.g., from M to S, or S to XS).
- **Insufficient Noise Reduction or Falling Out:** If the earplugs do not reduce sound effectively or tend to fall out of your ears, the ear tips may be too small. Try a larger size (e.g., from M to L, or S to M) to achieve a more secure seal.

Always ensure the earplugs are inserted correctly, with the loop sitting flush within your outer ear, for the best results.

SPECIFICATIONS

Brand	Loop
Model Number	loop-quiet1-black
Color	Black
Material	Silicone
Noise Reduction Rating (NRR)	14 dB
Signal-to-Noise Ratio (SNR)	24 dB
Product Dimensions	3.03 x 3.03 x 0.73 inches
Item Weight	0.6 ounces
Manufacturer	Loop
Date First Available	November 2, 2020

WARRANTY AND SUPPORT

For detailed information regarding warranty, how-to videos, and additional support, please refer to the official resources provided by Loop.

You can access how-to videos and warranty information by scanning the QR code found in your product packaging or by visiting the official Loop Earplugs website.

For direct support or inquiries, please visit the [Loop Store on Amazon](#) or consult the [User Guide \(PDF\)](#) if available.

★★★★★

Given me my life back

"I bought the Quiet to sleep in to drown out my partner's snoring. I fall asleep so much easier now and actually feel rested when I wake up. Worth every penny!"

David, 62

★★★★★

2 years in, and I still love them

"I use these when I need to focus as I get easily distracted by interruptions. They're perfect for when I'm reading or need some quiet time too!"

Joy, 47

★★★★★





My insomnia is gone

"I can finally get to sleep without hearing every little noise that irritates me and fuels my insomnia. Thank goodness for these precious little silicone earplugs!"

Saeed, 29

Figure 6: Scan the QR code on the packaging for more information.

Related Documents - loop-quiet1-black

	<p>Loop Earplugs User Guide: Insertion, Sizing, Cleaning, and Care</p> <p>Learn how to use, insert, find the perfect size, clean, store, and use accessories for your Loop earplugs. This guide covers models like Quiet, Engage, Experience, Dream, and Switch, including instructions for accessories like Loop Mute and mode switching for Loop Switch.</p>
	<p>Using Your Loop Earplugs: A Comprehensive Guide</p> <p>Learn how to properly insert, fit, change tips, clean, and use Loop earplugs and the Loop Mute accessory for optimal noise reduction and comfort. Includes guidance on finding the perfect fit and caring for your earplugs.</p>
	<p>Loop Switch Earplugs: User Guide and Features</p> <p>A comprehensive guide to using Loop Switch earplugs, covering insertion, sizing, mode switching, cleaning, and storage. Learn how to get the best fit and noise reduction for various activities.</p>
	<p>Loop EV-Flex EVSE User Manual: Installation, Configuration, and Operation Guide</p> <p>Comprehensive user manual for the Loop EV-Flex EVSE (EVS-32A-L2-001 R-Model), covering installation, configuration, product specifications, operations, safety instructions, and maintenance for electric vehicle charging.</p>