

## LifePro Vibracare LP-VBRCAR-BLU

# LifePro Vibracare Foot Massager Instruction Manual

Model: Vibracare LP-VBRCAR-BLU

Brand: LifePro

## 1. INTRODUCTION

---

Thank you for choosing the LifePro Vibracare Foot Massager. This device is designed to provide a refreshing and customizable vibrating foot massage experience for your feet and legs. This manual provides essential information for safe operation, setup, and maintenance of your Vibracare Foot Massager.



Image 1: The LifePro Vibracare Foot Massager, its wireless remote, and a woman comfortably using the device while seated.

## 2. SAFETY INFORMATION

For safe and effective use of your LifePro Vibracare Foot Massager, please observe the following guidelines:

- **Electrical Safety:** Ensure the device is plugged into a suitable power outlet and that the power cord is not damaged.
- **Stable Surface:** Always position the massager on a stable, dry, and level surface during use.
- **Avoid Water:** Do not use the massager near water or in damp environments.
- **Children Supervision:** Keep out of reach of children and supervise any use by or near children.
- **Discomfort:** Discontinue use immediately if you experience any discomfort, pain, or unusual sensations.
- **Medical Conditions:** Consult a healthcare professional before use if you have any medical conditions, especially deep vein thrombosis or other circulatory issues.
- **Proper Positioning:** Maintain proper body positioning as described in the operating instructions. Avoid using the massager while lying down or sleeping.

### 3. PRODUCT COMPONENTS

The LifePro Vibracare Foot Massager includes the following main components:

- **Main Unit:** The vibrating platform with textured footpads and an integrated control panel.
- **Wireless Remote Control:** For convenient adjustment of settings.
- **Power Cord:** To connect the device to an electrical outlet.
- **Adjustable Feet:** Located on the base for tilting the unit.



Image 2: The Vibracare Foot Massager main unit and its wireless remote control.

### 4. SETUP

The LifePro Vibracare Foot Massager requires minimal setup:

1. Place the massager on a flat, stable, and dry surface.
2. Connect the power cord to the massager and then plug it into a standard electrical outlet.
3. Ensure your feet are clean and dry before use.

### 5. OPERATING INSTRUCTIONS

The Vibracare Foot Massager can be operated using either the integrated control panel or the wireless remote control.

### 5.1. Basic Operation

1. **Power On:** Press the power button on the control panel or the remote control to turn on the device. The default mode is manual (HA) with a preset time and speed.
2. **Place Feet:** Sit comfortably and place your bare feet or feet with thin socks on the textured footpads.
3. **Adjust Settings:** Use the remote or control panel to adjust the massage mode, speed, and time.
4. **Power Off:** Press the power button again to turn off the device when finished.

### 5.2. Control Panel and Remote Functions

- **Power Button:** Turns the device on/off.
- **Time (+/-):** Adjusts the massage duration.
- **Speed (+/-):** Increases or decreases the vibration intensity (30 manual speeds).
- **Mode (M):** Cycles through 9 preset massage programs (P0-P9).
- **Magnet:** Indicates magnetic therapy is active (if applicable to model).

The wireless remote control is magnetic and can be conveniently stored on the device itself.

### 5.3. Positioning for Different Massage Areas

The Vibracare Foot Massager features adjustable feet and a rocking bottom, allowing for versatile positioning to target different areas:

- **Foot Massage:** Place your feet flat on the textured pads.
- **Calf Massage:** Adjust the device's tilt by using the feet on the base, or by rocking it forward/backward, to position the footpads against your calves.
- **Arch/Acupressure Points:** Shift your feet to align specific areas with the textured points on the pads.

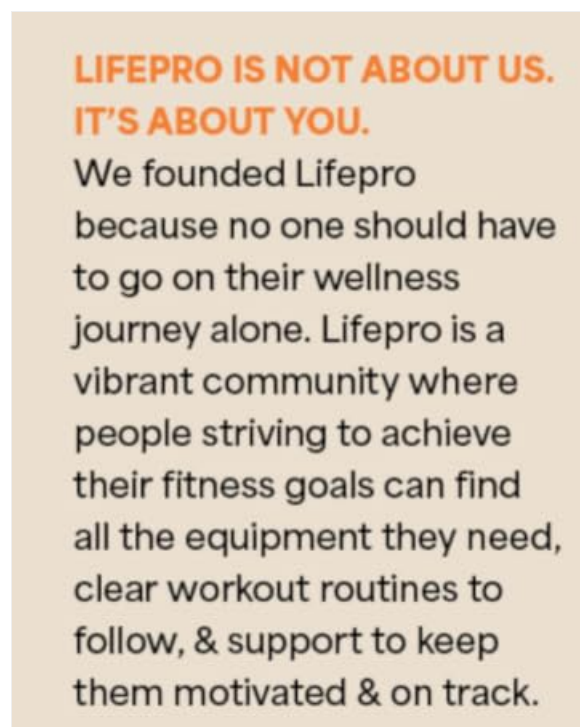


Image 3: Illustration of various foot and calf massage positions for comprehensive relief.




Image 4: The Vibracare Foot Massager positioned to provide calf massage.

#### 5.4. Official Product Video: Operating the Vibracare Foot Massager

Your browser does not support the video tag.

Video 1: A detailed demonstration of the LifePro Vibracare Foot Massager's features, controls, and various usage positions.

## 6. FEATURES

The LifePro Vibracare Foot Massager offers several features designed to enhance your massage experience:

- **Vibrating Massage:** Provides a refreshing foot massage through vibration.
- **Wireless Remote Control:** Allows selection from 9 preset massage modes or 30 manual massage speeds.
- **Adjustable Position:** Sturdy feet on both sides allow easy adjustment for targeting different areas, including calves and legs.
- **Compact & Lightweight:** Weighs only 11 lb, making it portable and easy to store.
- **Quiet Operation:** Designed for quiet use, allowing for relaxation without excessive noise.






Image 5: Key features of the Vibracare Foot Massager: 30 speed levels and 9 preset modes.

## 7. MAINTENANCE

To ensure the longevity and proper functioning of your LifePro Vibracare Foot Massager, follow these maintenance tips:

- **Cleaning:** Wipe the surface of the massager with a soft, damp cloth. Do not use abrasive cleaners or immerse the device in water.
- **Storage:** Store the device in a cool, dry place away from direct sunlight when not in use.
- **Power Cord:** Regularly inspect the power cord for any signs of damage. If damaged, contact customer support.

## 8. TROUBLESHOOTING

If you encounter any issues with your LifePro Vibracare Foot Massager, please refer to the following common solutions:

- **Device Not Turning On:** Ensure the power cord is securely plugged into both the massager and a working electrical outlet.
- **Remote Control Not Responding:** Check the battery in the remote control and replace if necessary. Ensure there are no obstructions between the remote and the device.
- **Unusual Noise or Vibration:** Discontinue use and inspect the device for any visible damage. Contact customer support if the issue persists.

## 9. SPECIFICATIONS

Specification	Detail
Brand	LifePro





Model Number	LP-VBRCAR-BLU
Product Dimensions	38.3L x 29.4W x 24.1H Centimetres (approx. 15.1 x 11.6 x 9.5 inches)
Item Weight	4.99 kg (11 Pounds)
Power Source	AC
Special Features	Bi-Direction Control, Portable, Remote Control
Massager Form	Vibrating Platform
Material	Other
Country of Origin	China

## 10. WARRANTY AND SUPPORT

LifePro is committed to providing high-quality products. Every LifePro Vibracare Foot Massager is carefully inspected to meet quality standards.

The product includes a **Lifetime Support** commitment. For any questions, concerns, or assistance, please contact LifePro customer support. Details on how to register your device for the limited lifetime warranty can typically be found in the packaging or on the official LifePro website.

### Related Documents - Vibracare LP-VBRCAR-BLU

	<a href="#">LifePro Velocity Vibrating Massage Ball User Manual and Quick Start Guide</a> Comprehensive guide for the LifePro Velocity Vibrating Massage Ball, covering setup, usage, safety, and maintenance. Learn how to operate the device for optimal muscle recovery and performance.
	<a href="#">LifePro VibraFlow Plus Foot Massager User Manual</a> Comprehensive user manual for the LifePro VibraFlow Plus Foot Massager, detailing setup, operation, safety instructions, and troubleshooting for optimal foot and calf massage therapy. Learn how to use preset programs, manual mode, and heat function for pain relief and improved circulation.
	<a href="#">LifePro Velocity Vibrating Massage Ball User Manual and Quick Start Guide</a> A comprehensive guide to using the LifePro Velocity Vibrating Massage Ball, including setup, operation, safety, maintenance, and usage instructions for various body parts. Features a lifetime warranty information.
	<a href="#">LifePro Legra Hand Massager User Manual</a> Comprehensive user manual for the LifePro Legra Hand Massager, detailing its features, operation, safety instructions, and troubleshooting tips for effective hand and wrist therapy.



### [Lifepro Horizon Balance Ball Trainer User Manual](#)

Comprehensive user manual for the Lifepro Horizon Balance Ball Trainer, detailing setup, usage, exercises, safety precautions, and maintenance for effective core strengthening and balance training.



### [DynaFlex Portable Massage Gun User Manual by Lifepro](#)

User manual for the Lifepro DynaFlex portable deep tissue massage gun, providing instructions on operation, safety, charging, and maintenance for muscle relief.