

OttLite S83WGW

OttLite Entertain LED Speaker Lamp S83WGW User Manual

Model: S83WGW

1. INTRODUCTION

The OttLite Entertain LED Speaker Lamp (Model S83WGW) is a versatile lighting and audio solution designed for various indoor environments. This device integrates an LED lamp with adjustable brightness and color modes, a Bluetooth speaker for wireless audio streaming, and a detachable emergency light feature. This manual provides detailed instructions for the proper setup, operation, and maintenance of your lamp.



2. PACKAGE CONTENTS

Verify that all items are present in the package:

- OttLite Entertain LED Speaker Lamp (S83WGW)
- Power Cable

3. SETUP

1. **Unpacking:** Carefully remove all components from the packaging.
2. **Placement:** Place the lamp on a stable, flat surface.
3. **Power Connection:** Connect the provided power cable to the lamp's power input port and then plug it into a standard 120V AC wall outlet. The lamp's internal battery will begin charging automatically.

4. OPERATING INSTRUCTIONS

4.1. Light Functions

The lamp features touch-activated controls located on the top of the shade for easy adjustment of light settings.

1. **Power On/Off:** Lightly touch the metallic button on the top center of the lamp shade to turn the light on or off.
2. **Adjust Brightness:** With the light on, repeatedly touch the metallic button to cycle through three brightness levels.
3. **Change Color Mode:** Press and hold the metallic button for approximately 2 seconds to switch between the three color temperature modes: warm white, bright white, and natural daylight. Release the button when the desired mode is active.



EMERGENCY
READY



Lift & Go

Magnetics allows lamp to be easily separated from speaker and is great for emergency power outage situations

Image 4.1: Activating the lamp's light functions via the touch control on top of the shade.



Image 4.2: The lamp offers three distinct color temperature modes for varied lighting needs.

4.2. Bluetooth Speaker

The integrated Bluetooth speaker allows for wireless audio playback from compatible devices.

1. **Power On Speaker:** Press the Play/Pause button on the front of the speaker base to turn the speaker on. A tone will indicate it is ready for pairing.
2. **Pairing:** On your audio device (e.g., smartphone, tablet), enable Bluetooth and search for available devices. Select "OttLite Entertain" from the list. A confirmation tone will sound upon successful pairing.
3. **Audio Control:**
 - Press the + button to increase volume.
 - Press the - button to decrease volume.
 - Press the **Play/Pause** button to play or pause audio.
4. **Power Off Speaker:** Press and hold the Play/Pause button for approximately 3 seconds to turn the speaker off.



Turn It Up

Bluetooth® speaker
wirelessly connects to
devices with or without
light attached

 **Bluetooth®**

Image 4.3: The speaker base with clearly labeled controls for volume and playback.



Image 4.4: The speaker base highlights its Bluetooth connectivity feature.

4.3. Emergency Light Feature (Lift & Go)

The lamp portion can be detached from the speaker base to function as a portable emergency light.

1. **Detaching the Light:** Gently lift the lamp shade portion straight up from the speaker base. It is held in place by magnets.
2. **Using the Emergency Light:** The detached light will operate on its internal rechargeable battery. Use the touch control on top of the shade to turn it on/off and adjust brightness as described in Section 4.1. The light can provide illumination for 5 to 30+ hours depending on the brightness setting.
3. **Recharging:** To recharge the emergency light, simply place it back onto the speaker base. Ensure it is properly seated for charging to commence.



Image 4.5: The 'Lift & Go' feature allows the lamp to be used as a portable emergency light.

5. MAINTENANCE

To ensure the longevity and optimal performance of your OttLite Entertain LED Speaker Lamp, follow these maintenance guidelines:

- **Cleaning:** Disconnect the lamp from the power source before cleaning. Use a soft, dry cloth to wipe down the exterior surfaces. Do not use abrasive cleaners, solvents, or harsh chemicals, as these may damage the finish.
- **Storage:** When not in use for extended periods, store the lamp in a cool, dry place away from direct sunlight and extreme temperatures.
- **Battery Care:** For the internal rechargeable battery, avoid fully discharging it frequently. Recharge

the lamp regularly, even if not in constant use, to maintain battery health.

6. TROUBLESHOOTING

If you encounter issues with your lamp, refer to the following troubleshooting steps:

Problem	Possible Cause	Solution
Lamp light does not turn on.	Not plugged in; power outage; internal battery depleted; faulty connection.	Ensure power cable is securely plugged in. Check power outlet. Recharge the lamp by placing it on the base.
Bluetooth speaker does not connect.	Speaker not in pairing mode; device Bluetooth off; already connected to another device.	Ensure speaker is on and in pairing mode. Turn Bluetooth on your device. Disconnect from other devices.
Emergency light does not work when detached.	Internal battery depleted.	Place the light back on the speaker base to recharge its internal battery.
Poor audio quality from speaker.	Device too far from speaker; interference; low battery.	Move device closer to speaker. Avoid obstacles. Ensure speaker is charged.

7. SPECIFICATIONS

Feature	Detail
Model Number	S83WGW
Brand	OttLite
Product Dimensions	3.12"D x 3.12"W x 10.87"H
Item Weight	2.6 Pounds
Light Source Type	LED
Wattage	3 watts
Brightness	337 Lumen
Color Temperature	5000 Kelvin (Daylight)
Control Method	Touch

Feature	Detail
Power Source	Corded Electric (with rechargeable battery for emergency light)
Batteries	1 Lithium Ion battery (included)
Material	Plastic
UPC	761712019116




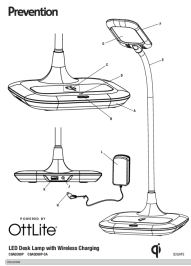
8. WARRANTY AND SUPPORT



For warranty information or technical support, please refer to the official OttLite website or contact their customer service department. Keep your purchase receipt as proof of purchase for any warranty claims.

Contact Information: Please visit [OttLite's official store page](#) for current support options and contact details.

© 2023 OttLite. All rights reserved.

Related Documents - S83GW

	<p>OttLite Charge Up LED Lamp with Wireless Charging User Manual</p> <p>User manual for the OttLite Charge Up LED Lamp with Wireless Charging (Model CS3QB0OW-CA). Includes setup, operation, safety, and wireless charging instructions.</p>
	<p>OttLite Wireless Charging LED Table Lamp CS4QTK1Z - User Manual & Specifications</p> <p>User manual and specifications for the OttLite Wireless Charging LED Table Lamp (Model CS4QTK1Z). Features include setup instructions, brightness and color mode adjustments, wireless Qi charging, USB output, safety warnings, and FCC/IC compliance information.</p>
	<p>OttLite Wireless Charging LED Lamp with Colour Changing Base User Manual</p> <p>User manual for the OttLite Wireless Charging LED Lamp with Colour Changing Base, detailing setup, operation, safety warnings, battery replacement, and technical specifications.</p>
	<p>OttLite LED Desk Lamp with Wireless Charging - User Manual and Specifications</p> <p>User manual for the OttLite LED Desk Lamp with Wireless Charging (Model CSAQC00P, CSAQC00P-CA). Provides setup, operation, safety warnings, FCC/IC compliance, and technical specifications.</p>

	<p>OttLite Ultimate LED 3-in-1 Creative Station with Magnifier: Assembly & Operation Guide</p> <p>Comprehensive guide for the OttLite Ultimate LED 3-in-1 Creative Station with Magnifier (CSY53CPC). Learn how to assemble, operate, and safely use this versatile craft lamp with magnifier.</p>
	<p>OttLite 24W 3-in-1 Craft Lamp Assembly and Safety Instructions</p> <p>Comprehensive assembly instructions, safety warnings, and usage guide for the OttLite 24W 3-in-1 Craft Lamp (Models K94CP3, K97CP4, ST-790). Learn how to set up and use your lamp for floor, table, or clamp-on applications.</p>

Documents - OttLite – S83WGW

[\[pdf\]](#) Instructions Warranty

547 S83WGW SHPR Entertain LED Speaker Light Instructions OttLite Lamp pbwx1114 S83WGW OttLite S83WGW547 s83wgw shpr entertain led speaker light instructionssecure img1 ag wfcdn dm document 9be74146 7d60 4d9c beba 5492943865de instructions |||

On / Off / Brightness / Color Modes A B Charging Indicator Magnetic Base Volume Up On / Off / Play / Pause Volume Down Bluetooth Connection Indicator Entertain LED Speaker Light **S83WGW S83WGW**-SHPR INS200565 C PL-0246 ENGLISH Entertain LED Speaker Light CONGRATULATIONS You ve purchased the fines...
lang:en **score:53** filesize: 215.42 K page_count: 1 document date: 2020-05-15

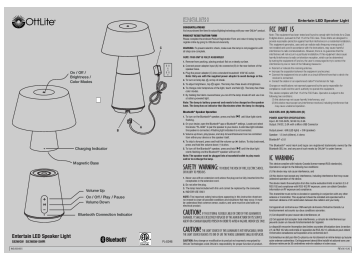
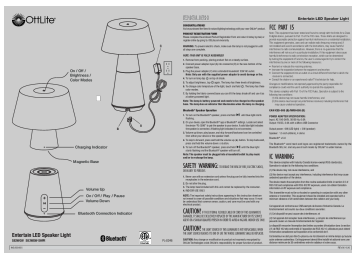
[\[pdf\]](#) Instructions Warranty Test Report

FCC PART 15 IC WARNING OttLite NOTE The important safety instructions appearing in this instruction sheet are not meant to cover all possible conditions and situations that may occur To turn on the Bluetooth® speaker press hold until blue light starts sheet Note Only use with supplied power adapter avoid damage or fire 4 lamp tap top of shade 5 adjust brightness again 547 S83WGW SHPR Entertain LED Speaker Light Instructions products ottlite images product
On / Off / Brightness / Color Modes A B Charging Indicator Magnetic Base Volume Up On / Off / Play / Pause Volume Down Bluetooth Connection Indicator Entertain LED Speaker Light **S83WGW S83WGW**-SHPR INS200565 C PL-0246 ENGLISH Entertain LED Speaker Light CONGRATULATIONS You ve purchased the fines...
lang:en **score:48** filesize: 215.42 K page_count: 1 document date: 2020-05-15

[\[pdf\]](#) Safety Datasheet Catalog

Entertain LED Speaker Lamp 11 in White with Bluetooth SDS OttLite S83WGW 761712019116 0761712019116 1006663294 d99db2a7 5a3d 46dc 9430 80ccbf1894a images thdstatic catalog Images d9 |||

Article Information Sheet Fiche d information Article Product name: Li-ion Battery Printing date: 21-Dec-2020 Nom du produit: Batterie Li-ion Date d impression: 21-Dec-2020 Article Information Sheet AIS This Article Information Sheet AIS provides relevant battery information to retailers, c...
lang:fr **score:13** filesize: 461.6 K page_count: 8 document date: 2021-11-04



Article Information Sheet	
Produit: Batterie Li-ion	Modèle: S83WGW
Version: 1.0	Date d'impression: 21-Dec-2020
<p>1. DOCUMENT INFORMATION</p> <p>Titre: Batterie Li-ion</p> <p>Modèle: S83WGW</p> <p>Date d'impression: 21-Dec-2020</p>	
<p>2. COMPANY INFORMATION</p> <p>Company: OttLite</p> <p>Address: 11111 1st Ave, Suite 100, San Diego, CA 92121</p> <p>Phone: (619) 555-1234</p> <p>Email: info@ottlite.com</p> <p>Website: www.ottlite.com</p>	
<p>3. ARTICLE INFORMATION</p> <p>Article Name: Batterie Li-ion</p> <p>Article Number: S83WGW</p> <p>Article Description: Batterie Li-ion pour l'entertainment LED Speaker Light</p>	