

## VTech VS112-47

# VTech VS112-47 DECT 6.0 Cordless Phone System

User Instruction Manual

## INTRODUCTION

---

This manual provides comprehensive instructions for the VTech VS112-47 DECT 6.0 Bluetooth 4 Handset Cordless Phone System. This system is designed for home use, offering features such as an answering machine, call blocking, caller ID, intercom, and the ability to connect to cell phones. Please read this manual thoroughly to ensure proper setup and operation of your new phone system.



Image: The VTech VS112-47 cordless phone system, showing the main base unit with one handset and three additional charging cradles with handsets. The system is silver and white.

## SETUP

### 1. Unpacking and Initial Inspection

Carefully remove all components from the packaging. Ensure all items listed below are present:

- Main base unit
- Cordless handsets (4 included)
- Handset charging cradles (3 included for additional handsets)
- Power adapter for base unit
- Telephone line cord
- Rechargeable batteries (4 included, one for each handset)

### 2. Battery Installation

Each handset requires one rechargeable battery. Locate the battery compartment cover on the back of each handset. Slide the cover off, connect the battery connector firmly into the jack inside the compartment, and then place the battery into the compartment. Replace the battery compartment cover.

### 3. Base Unit Connection

Connect the small end of the power adapter to the power jack on the back of the main base unit. Plug the large end of the power adapter into a standard electrical outlet. Connect one end of the telephone line cord to the TEL LINE jack on the back of the base unit and the other end to a telephone wall jack.

### 4. Initial Handset Charging

Place each handset into its respective charging cradle or the main base unit. The CHARGE indicator light on the handset will illuminate, indicating proper charging. Allow the handsets to charge for at least 16 hours before initial use to ensure optimal battery performance.

### 5. Connect to Cell Setup

This system allows you to pair up to two cell phones via Bluetooth. To pair a cell phone:

1. On the base unit, press and hold the **CELL** button until the Bluetooth indicator light flashes.
2. On your cell phone, enable Bluetooth and search for available devices. Select the VTech phone system when it appears.
3. Follow the prompts on both the phone system and your cell phone to complete the pairing process. A confirmation tone will sound when pairing is successful.

You can connect two cell phones simultaneously or one cell phone and one Bluetooth headset for use with landline calls.



*Make and receive calls from your cellular plan while enjoying the comforts of a home phone. Pair up to 2 cell phones and connect 2 cell phones or one cell phone and one BLUETOOTH headset for use with landline calls.*

Image: This image demonstrates the "Connect to Cell" feature, showing two smartphones wirelessly linked to the VTech base unit, allowing users to make and receive cellular calls through the cordless handsets.

## OPERATING INSTRUCTIONS

---

### 1. Making and Receiving Calls

- **To make a call:** Pick up a handset, press **HOME/FLASH** for a landline call or **CELL** for a cellular call, then dial the number.
- **To answer a call:** When the phone rings, press any dialing key (0-9, #, \*) or **HOME/FLASH** or **CELL**.
- **To end a call:** Place the handset back in the cradle or press **OFF/CANCEL**.

### 2. Digital Answering System

The base unit includes a digital answering machine with up to 22 minutes of recording time for incoming messages, outgoing announcements, and memos. A built-in voice guide assists with setup.

- **Playing messages:** Press **PLAY/STOP** on the base unit.

- **Deleting messages:** During message playback, press **DELETE** on the base unit.
- **Recording an announcement:** Follow the voice guide prompts after accessing the answering system menu.

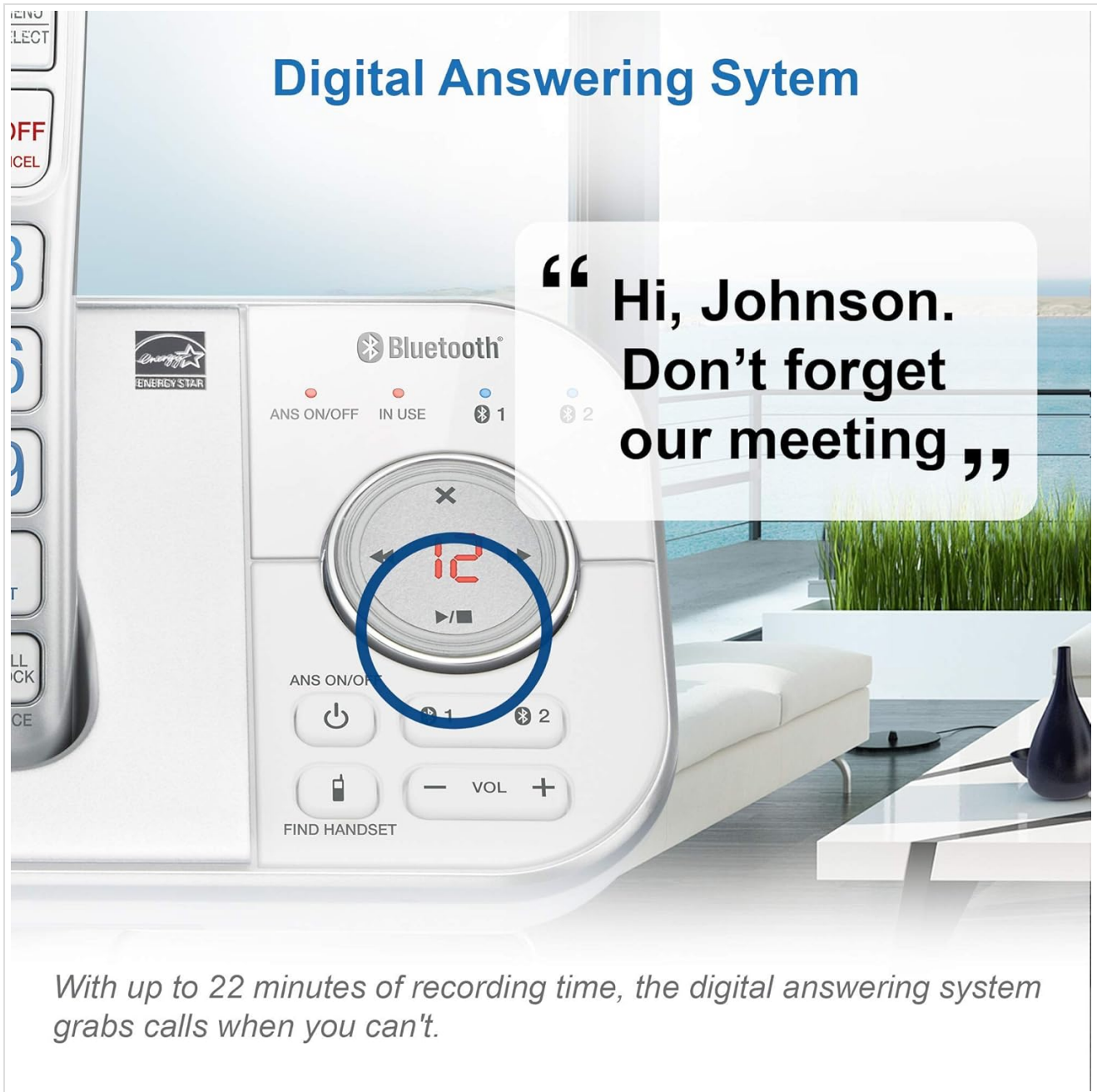


Image: This image highlights the digital answering system on the VTech base unit, showing the message counter and controls. It illustrates how the system captures calls when you are unavailable.

### 3. Smart Call Blocker

This system allows you to block nuisance callers and robocalls. You can permanently blacklist up to 1,000 numbers.

- **Blocking a number during a call:** Press **CALL BLOCK** on the handset.
- **Blocking a number from Caller ID history:** Access the Caller ID log, select the number, and follow the prompts to block it.
- **Screening robocalls:** Set the system to ask callers to press the pound key.
- **Screening unknown callers:** Set the system to ask callers to record their names and press the pound key. The phone will announce the caller's name, allowing you to choose to block, answer, or forward the call.




## Smart Call Blocker



*Say goodbye to unwanted calls. Robocalls on your landline are automatically blocked from ever ringing through—even the first time. Up to 1,000 name and number call-block directory. (Note: use of smart call blocker feature requires a subscription to caller ID service.)*

Image: This image illustrates the Smart Call Blocker feature, showing a handset on its base with a visual representation of a blocked call, emphasizing the ability to prevent unwanted calls from ringing through.

# 1,000 name & number smart call block directory



*You can permanently blacklist up to 1,000 numbers with one touch.*

Image: This image shows the capacity of the smart call block directory, indicating that up to 1,000 names and numbers can be permanently blacklisted with a single touch.

## 4. Caller ID and Call Waiting

The phone displays the caller's name and number (if available) before you answer. It stores up to 50 name and number caller ID history entries.

## Caller ID/call Waiting



*50 name and number caller ID history.*

Image: This image provides a close-up view of the VTech handset's screen, displaying caller ID information, highlighting the 50 name and number caller ID history feature.

### 5. Intercom

You can use the intercom feature to communicate between handsets within your home. To initiate an intercom call, press **INT** (Intercom) on a handset and select the desired handset number.

### 6. Volume Adjustment

Adjust the listening volume during a call using the **VOLUME** buttons on the side of the handset or the **VOL +/-** buttons on the base unit.



## Volume button on handset and base



*Let you easily adjust the incoming call's volume.*

Image: This image points out the volume control buttons located on both the handset and the base unit, illustrating how users can easily adjust the incoming call's volume.

### 7. Speakerphone

Each handset features a built-in full-duplex speakerphone, allowing both parties to speak and be heard simultaneously for more natural conversations. To activate the speakerphone during a call, press the **SPEAKER** button.

### 8. Visual Ringer and Display

The handset includes a lighted visual ringer on top that flashes during an incoming call, useful in noisy environments or for those with hearing impairment. The large 2-inch screen and backlit keypad enhance readability and ease of dialing in low-light conditions.

## Visual ringer



*A light on the top of the handset flashes when the phone rings, signaling an incoming call. With the ringers muted, this visual indicator can let you know the calls in silence. Also helpful for those who are hearing impaired.*

Image: This image focuses on the visual ringer located at the top of the handset, showing it illuminated to signal an incoming call, which is beneficial for users in loud settings or with hearing difficulties.

## Big buttons & 2" white backlit display



*High-contrast text on the extra-large 2" screen makes it easy to read incoming caller ID or call history records. Plus, the blue back lit handset keypad allows for easy dialing in low-light conditions.*

Image: This image showcases the large buttons and 2-inch white backlit display of the VTech handset, emphasizing its readability and ease of use, especially in low-light conditions.

## MAINTENANCE

---

### 1. Cleaning the Phone System

Wipe the phone system surfaces with a soft, damp cloth. Do not use cleaning sprays or liquid cleaners, as they may damage the finish or electrical components. Ensure the phone is unplugged from the power source before cleaning.

### 2. Battery Care

To prolong battery life, avoid overcharging by removing handsets from the charger once fully charged if not in use for extended periods. If the phone will not be used for a long time, remove the batteries from the handsets.

## TROUBLESHOOTING

Problem	Solution
No dial tone	Ensure the base unit's power adapter and telephone line cord are securely plugged in. Check if the telephone line is active.
Handset displays "Out of range" or "No power"	Move closer to the base unit. Ensure the handset battery is charged and properly installed. Place the handset on the charger for 16 hours.
Poor sound quality or static	Relocate the base unit away from other electrical appliances (TVs, microwaves, computers). Check for interference from other wireless devices.
Answering machine not recording	Ensure the answering system is turned ON. Check if the memory is full; delete old messages.
Cannot block calls	Ensure your phone service includes Caller ID. Verify the Smart Call Blocker feature is enabled and configured correctly.

### System Reset

If you experience persistent issues, try resetting the system:

1. Unplug the power adapter from the base unit.
2. Remove the batteries from all handsets.
3. Wait for approximately 10 seconds.
4. Plug the power adapter back into the base unit.
5. Reinsert the batteries into the handsets.
6. Place the handsets on their chargers.

## SPECIFICATIONS

- **Model:** VS112-47
- **Brand:** VTech
- **Telephone Type:** Cordless DECT 6.0
- **Handsets Included:** 4
- **Color:** Silver, White
- **Product Dimensions (Base Unit):** 5.95 x 3.33 x 7.36 inches
- **Item Weight:** 3.05 pounds (total system)
- **Batteries:** 4 Product Specific rechargeable batteries (included)
- **Power Source:** Corded Electric
- **Answering System Type:** Digital
- **Recording Capacity:** 22 minutes
- **Caller Identification:** Yes
- **Call Blocking Capacity:** Up to 1,000 numbers
- **Caller ID History:** 50 name and number entries



- **Display:** Large 2-inch backlit screen

## WARRANTY AND SUPPORT





### Warranty Information



This product is a renewed item. As such, it is eligible for replacement or refund under the [Amazon Renewed Guarantee](#) if you are not satisfied with your purchase. Please refer to the Amazon Renewed Guarantee terms for specific details regarding coverage and duration.

### Customer Support


For technical assistance, troubleshooting, or warranty claims related to this renewed product, please contact Amazon Customer Service or refer to the VTech support resources available online. When contacting support, please have your product model number (VS112-47) and purchase details ready.

### Related Documents - VS112-47

	<a href="#">VTech Smart Call Blocker VS112 Series: User Guide and Setup</a> Learn how to set up and use the VTech Smart Call Blocker feature on your VS112 series DECT 6.0 cordless telephone system to filter robocalls and unwanted callers.
	<a href="#">VTech VG208 / VG208-2 User Manual: Features, Safety, and Operation Guide</a> Comprehensive user manual for the VTech VG208 and VG208-2 DECT 6.0 cordless phones. Learn about installation, operation, features like answering machine, caller ID, call blocking, intercom, safety instructions, and technical specifications.
	<a href="#">VTech CS2050/CS2051/CS2052/CS2053 Quick Start Guide</a> Comprehensive guide to setting up and using your VTech CS2050, CS2051, CS2052, or CS2053 cordless phone system, including safety instructions, product registration, warranty information, and feature setup.
	<a href="#">VTech VS122-16 Cordless Phone Quick Start Guide</a> A quick start guide for the VTech VS122-16 cordless phone, covering setup, features like Smart Call Blocker, Caller ID, Phonebook, Answering System, and Bluetooth connectivity.

	<p><a href="#">VTech IS8151 Smart Call Blocker: User Guide and Setup</a></p> <p>Learn how to use the VTech IS8151 Smart Call Blocker to filter robocalls and unwanted calls. This guide provides setup instructions, configuration options, and tips for managing your call lists for your DECT 6.0 cordless telephone system.</p>
	<p><a href="#">VTech IS8151-3 Super Long Range Cordless Phone User Manual</a></p> <p>Comprehensive user manual for the VTech IS8151-3 Super Long Range DECT 6.0 Cordless Phone System, featuring an answering machine, call blocking, Bluetooth, and intercom capabilities.</p>

Documents - VTech – VS112-47



[\[pdf\]](#) User Manual Quick Start Guide Instructions Guide Warranty Accessories VS112 0 CIB V1 20200709 User s manual 9 lug 2020 — You may also view or the online user for a full set of installation and operation instructions at vtechphones In Congratulations on purchasing your new VTech product Before using this telephone please read Important safety This has how to up register handset For see Quick start guide cdn web vtp media products VS Go to [www.vtechphones.com](http://www.vtechphones.com) to register your product for enhanced warranty support and latest VTech product news. VS112-0 VS112-07 DECT 6.0 accessory handset for use with VTech models VS112/VS112-2/VS112-3/VS112-4 VS112-17/VS112-27/VS112-37/**VS112-47** User s manual Congratulations on purchasing your n... lang:en score:41 filesize: 3.13 M page\_count: 2 document date: 2020-07-09



[\[pdf\]](#) User Manual Quick Start Guide Instructions Specifications Guide Warranty Important safety instructions What s in the box 1 Connect and Whats For C UL compliance only VS112 X QSG V2 20200630 Jun 30 2020 · limitations specified this manual Precautions for users of implanted cardiac pacemakers Cardiac applies to digital cordless telephones Wireless Technology Research LLC WTR an independent research entity led a multidisciplinary evaluation interference between portable wireless Quick start guide 2 3 4 17 27 Basic operation 18 pluggable equipment socket outlet shall be installed near easily accessible 19 i CAUTION Use batteries indicated giu — cdn web vtp media products VS Technical specifications Go to [www.vtechphones.com](http://www.vtechphones.com) to register your product for enhanced warranty support and latest VTech product news. VS112 VS112-2 VS112-3 VS112-4 VS112-17 VS112-27 VS112-37 **VS112-47** DECT 6.0 Cordless telephone with BLUETOOTH wireless technology Quick start guide Important s... lang:en score:34 filesize: 8.37 M page\_count: 2 document date: 2020-07-02

VS  
112-2  
112-27  
112-3  
112-37  
112-4  
112-47


Click on the  in the manual to watch the video tutorials.



Scan the QR code to go and subscribe our tutorial channel

**vtech**  
User's manual

[\[pdf\]](#) User Manual Installation Guide Instructions Troubleshooting Guide VS 112 2 27 3 37 4 47 VS112 X WEBCIB YouTube URL V1 210504 mag 2021 — on purchasing your new VTech product Before using this telephone please read Important safety instructions This manual has all the feature operations and cdn web vtp media products VS 112-2 112-27 112-3 112-37 112-4 112-47 Click on the in the manual to watch the video tutorials. ... to ship your telephone for warranty service. You can add new handsets VS112-17/ VS112-27/VS112-37/**VS112-47** to your telephone system. All accessories are sold separately. Your telephone base support... lang:en score:33 filesize: 10.33 M page\_count: 43 document date: 2021-05-04



[\[pdf\]](#) User Manual Quick Start Guide Instructions Guide Warranty Accessories

User Guide VTech Accessory Handset with Bluetooth Connect to Cell and Smart Call Blocker VS112 0

Silver Black Office Products B1 tMiyJMIS m media amazon images I |||

Go to [www.vtechphones.com](http://www.vtechphones.com) to register your product for enhanced warranty support and latest VTech product news. VS112-0 VS112-07 DECT 6.0 accessory handset for use with VTech models VS112/VS112-2/VS112-3/VS112-4 VS112-17/VS112-

27/VS112-37/**VS112-47** User s manual Congratulations on purchasing your n...

lang:en **score:32** filesize: 3.13 M page\_count: 2 document date: 2020-06-24

[\[pdf\]](#) Quick Start Guide Instructions Specifications Guide Warranty


VTech VS112 27 DECT 6 0 Bluetooth 2 Handset Cordless Phone for Home with Answering Machine Call Blocking Caller ID Intercom and Connect to Cell Silver White Handsets vtech 4 Black VTECH User Guide

Vtech B097P15T2K B08KD42T1S B08KCQ8VW7 B086Q3JZDJ B086Q4CJBJ B086Q3P3N1

B086Q3FPN9 B086Q3P85N B086PYS5V C1PK63UUBYS m media amazon images I

Technical specifications Go to [www.vtechphones.com](http://www.vtechphones.com) to register your product for enhanced warranty support and latest VTech product news. VS112 VS112-2 VS112-3 VS112-4 VS112-17 VS112-27 VS112-37 **VS112-47** DECT 6.0 Cordless telephone with BLUETOOTH wireless technology Quick start guide Important s...

lang:en **score:30** filesize: 4.4 M page\_count: 47 document date: 2021-05-05




[\[pdf\]](#) User Manual Quick Start Guide Instructions Specifications Guide Warranty

manual VS112 X stanley User Manual VTech Telecommunications Ltd 80 2015 00 DECT 6 0 Cordless Telephone Base Unit EW780 EW780201500

Technical specifications Go to [www.vtechphones.com](http://www.vtechphones.com) to register your product for enhanced warranty support and latest VTech product news. VS112 VS112-2 VS112-3 VS112-4 VS112-17 VS112-27 VS112-37 **VS112-47** DECT 6.0 Cordless Answering System with Smart Call Blocker Quick start guide Important safet...

lang:en **score:30** filesize: 1.24 M page\_count: 2 document date: 2020-04-16



[\[pdf\]](#) User Manual Installation Guide Instructions Troubleshooting Guide Catalog

Product Manual VTech Bluetooth® DECT 6 0 Expandable Cordless Phone with Connect to Cell and Answering System 1 Handset Silver Catalog 5398e235ad92c890b3f230620de8e51552df8c53 manual

VTEVTVS11217 order petra attachment 8259315 652ea4666e3fd956833688 |||

VS 112-2 112-27 112-3 112-37 112-4 112-47 Click on the in the manual to watch the video tutorials. ... to ship your telephone for warranty service. You can add new handsets VS112-17/ VS112-27/VS112-37/**VS112-47** to your telephone system. All accessories are sold separately. Your telephone base support...

lang:en **score:29** filesize: 10.33 M page\_count: 43 document date: 2022-08-30

[\[pdf\]](#) Instructions Guide

VTECH VS112 47 DECT 6 0 Bluetooth 4 Handset Cordless Phone for Home FR utiliser avec les modèles VTech 2 3 17 27 37 AVANT UTILISATION Connecter le chargeur Charger la pile C1B8jZ2L46S m media

amazon images I |||

CONSIGNES DE SCURIT IMPORTANTES Rendez-vous sur [www.vtechphones.com](http://www.vtechphones.com) pour enregistrer votre produit ... 12/VS112-2/VS112-3/VS112-4 savoir comment utiliser le combin, consultez VS112-17/VS112-27/VS112-37/**VS112-47** le guide de dmarrage rapide qui accompagne votre tlphone. Vous pouvez galement consulter o...

lang:fr **score:27** filesize: 5.11 M page\_count: 2 document date: 2020-10-08





[\[pdf\]](#) User Manual Installation Guide Instructions Troubleshooting Guide

VS112 37 User s Manual VTech Cordless Phones Official Site Best Home Office Business X WEBCIB  
YouTube URL V2 211207 cdn web vtp media products VS |||

VS 112-2 112-27 112-3 112-37 112-4 112-47 Click on the in the manual to watch the video tutorials. ... to ship your telephone for warranty service. You can add new handsets VS112-17/ VS112-27/VS112-37/**VS112-47** to your telephone system. All accessories are sold separately. Your telephone base support...

lang:en **score:26** filesize: 10.34 M page\_count: 84 document date: 2021-12-07

[\[pdf\]](#) Quick Start Guide Instructions Specifications Guide Warranty

Important safety instructionsTurn on the Bluetooth feature of your cell phone and search for or add new devices 3 Once finds telephone VTech DECT 6 press the D1FbbA7jUvSm media amazon images I D1FbbA7jUvS |||

Technical specifications Go to [www.vtechphones.com](http://www.vtechphones.com) to register your product for enhanced warranty support and latest VTech product news. VS112 VS112-2 VS112-3 VS112-4 VS112-17 VS112-27 VS112-37 **VS112-47** DECT 6.0 Cordless telephone with BLUETOOTH wireless technology Quick start guide Important s...

lang:en **score:21** filesize: 8.37 M page\_count: 2 document date: 2020-07-02

[\[pdf\]](#) Quick Start Guide Installation Guide Instructions Specifications Guide Warranty

VS112 37 QuickStartGuide VTech Cordless Phones Official Site Best Home Office Business X QSG v3 0 20211105 cdn web vtp media products VS |||

Technical specifications Go to [www.vtechphones.com](http://www.vtechphones.com) to register your product for enhanced warranty support and latest VTech product news. VS112 VS112-2 VS112-3 VS112-4 VS112-17 VS112-27 VS112-37 **VS112-47** DECT 6.0 Cordless telephone with BLUETOOTH wireless technology Quick start guide Important s...

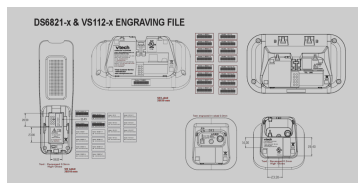
lang:en **score:21** filesize: 8.48 M page\_count: 2 document date: 2021-11-05

[\[pdf\]](#) Declaration of Conformity Label


D CS5229 DOC ENGRAVING BS BTM sn0384 Label Artwork and Location VTech Telecommunications Ltd 80 2015 00 DECT 6 0 Cordless Telephone Handset EW780 EW780201500

DS6821-x VS112-x ENGRAVING FILE RINGER EQUIVALENCE: 0.1A HAC USOC JACK: RJ11C/RJ11W FCC ID : EW78 ... XXXXXXXXX Model: VS112-27 S/N: XXXXXXXXXXXXXXXXXXXX Model: VS112-37 S/N: XXXXXXXXXXXXXXXXXXXX Model: **VS112-47** S/N: XXXXXXXXXXXXXXXXXXXX CAUTION Use Only Supplied Battery or Battery BT262342 FCC ID: EW...

lang:de **score:21** filesize: 524.16 K page\_count: 1 document date: 2020-04-03







## [pdf] Test Report

Date of Type jennyc Intertek Testing Services Test Report VTech Telecommunications Ltd 80 2015 00

DECT 6 0 Cordless Telephone Base Unit EW780 EW780201500

TEST REPORT Report No.: 20010232HKG-005 Application For Original Grant of 47 CFR Part 15 Certificati ... 27, DS6821-37, DS6821-47, DS682Z-XY, VS112, VS112-2, VS1123, VS112-4, VS112-17, VS112-27, VS112-37, **VS112-47**, VS112ab RSS-210 Issue 10, December 2019 RSS-Gen Issue 5, April 2018 1135B-80201500 35-2013...  
lang:en score:19 filesize: 640.56 K page\_count: 27 document date: 2020-05-13



## [pdf] User Manual Installation Guide Instructions Troubleshooting Guide

112 2 27 3 37 4 47 VTech Cordless Phones Each ed cell phone phonebook entry is stored in the handset with up to 24 digits for each number and 15 characters name VS112 X WEBCIB YouTube URL 210503 phones vtechcanada media products VS XS |||

VS 112-2 112-27 112-3 112-37 112-4 112-47 Click on the in the manual to watch the video tutorials. ... to ship your telephone for warranty service. You can add new handsets VS112-17/ VS112-27/VS112-37/**VS112-47** to your telephone system. All accessories are sold separately. Your telephone base support...

lang:en score:18 filesize: 10.89 M page\_count: 43 document date: 2021-05-03



## [pdf] Test Report

Date of Type jennyc Intertek Testing Services Test Report VTech Telecommunications Ltd 80 2015 00

DECT 6 0 Cordless Telephone Handset EW780 EW780201500

TEST REPORT Report Number: 20010232HKG-002 Application For Original Grant of 47 CFR Part 15 Certific ... Z-XY, DS6801, DS6801-07, DS680Z-XY, VS112, VS112-2, VS112-3, VS112-4, VS112-17, VS112-27, VS112-37, **VS112-47**, VS112-ab, VS112-0, VS112-07, VS112-0b RSS-213 Issue 3, March 2015 RSS-Gen Issue 5, April 2...  
lang:en score:18 filesize: 1.07 M page\_count: 50 document date: 2020-05-13



## [pdf] Guide

VS 112 17 2 27 3 37 4 47pour l achat de votre nouveau produit VTech Avant d utiliser ce téléphone veuillez lire les consignes sécurité importantesv1phones vtechcanada media products VS112 XS X Suffix 1 MP WEBCIB YouTube URL V2 240222 FR |||

VS 112 112-17 112-2 112-27 112-3 112-37 112-4 112-47 Cliquez sur l icne dans le guide d utilisatio ... bles pour le VS112-2/ VS112-27 3 ensembles pour le VS112-3/ VS112-37 4 ensembles pour le VS112-4/ **VS112-47** 1 ensemble pour le VS112-2/ VS112-27 2 ensembles pour le VS112-3/ VS112-37 3 ensembles p...

lang:fr score:17 filesize: 10.31 M page\_count: 48 document date: 2024-02-22

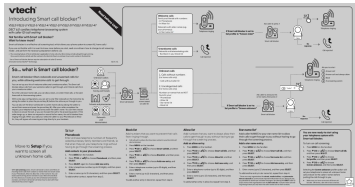


## [\[pdf\]](#) Quick Start Guide Instructions Guide

Spécifications techniques Inclus dans l'emballage Branchement votre casque Bluetooth pour plus de détails en rapport avec le jumelage au téléphone VS112 2 3 4 17 27 37 47 1 X QSG v3 20211105 FR phones vtechcanada media products VS XS |||

Spécifications techniques La marque verbale et les logos BluetoothMD sont la propriété de Bluetooth SIG, Inc. relatives aux nouveaux produits VTech. VS112 VS112-2 VS112-3 VS112-4 VS112-17 VS112-27 VS112-37 **VS112-47** Téléphone sans fil DECT 6,0 avec technologie BLUETOOTHMD sans fil Guide de départ rapide ve...  
lang:fr score:17 filesize: 8.56 M page\_count: 2 document date: 2023-11-21

## [\[pdf\]](#)



Introducing Smart call blocker\* VTech Cordless Phones phones vtechcanada products VS112 X SCB V2 US CA 20240221 phones media VS XS Suffix 1 MP |||

Introducing Smart call blocker\* VS112/VS112-2/VS112-3/VS112-4/VS112-17/VS112-27/VS112-37/**VS112-47** Read before use DECT 6.0 cordless telephone/answering system with caller ID/call waiting Not familiar with Smart call blocker Want to know more Smart call blocker is an effective call screening ...  
lang:en score:17 filesize: 4.34 M page\_count: 2 document date: 2024-02-21



## [\[pdf\]](#) Test Report

Date of Type jennyc Intertek Testing Services Test Report VTech Telecommunications Ltd 80 2015 00 DECT 6 0 Cordless Telephone Base Unit EW780 EW780201500

TEST REPORT Report Number: 20010232HKG-001 Application For Original Grant of 47 CFR Part 15 Certific ... 7, DS6821-37, DS6821-47, DS682Z-XY, VS112, VS112-2, VS112-3, VS112-4, VS112-17, VS112-27, VS112-37, **VS112-47**, VS112-ab RSS-213 Issue 3, March 2015 RSS-Gen Issue 5, April 2018 1135B-80201500 35-201325B...  
lang:en score:17 filesize: 1.18 M page\_count: 56 document date: 2020-05-14



## [\[pdf\]](#) User Manual Installation Guide Instructions Troubleshooting Guide

VS 112-2 27 3 37 4 47VS 47VS112 USER S MANUALYou can use a Bluetooth headset to answer home calls However you need keep the device within 15 feet of telephone base for optimal performance Please VTech Cordless Phones Official Site Best Home Office Business PhonesVS112 X WEBCIB YouTube URL V3 220830VS112 220830cdn web vtp media products VS112 220830 ||| VS 112-2 112-27 112-3 112-37 112-4 112-47 Click on the in the manual to watch the video tutorials. ... to ship your telephone for warranty service. You can add new handsets VS112-17/ VS112-27/VS112-37/**VS112-47** to your telephone system. All accessories are sold separately. Your telephone base support...  
lang:en score:17 filesize: 10.33 M page\_count: 43 document date: 2022-08-30

05228.com-athis.phones 7/04 0930

master compatibility list website 20200731 xls VTT09446 IS6200 compatible phones 7 31 2020 CS series  
DS IS LS SN VS CS6919 CS6949 DS6421 26 IS7121 LS6325 3 SN1197 VS112 2 lug — 6200 US cdn  
web vtp media products

lang:fr score:17 filesize: 13.88 K page\_count: 1 document date: 2020-07-31

lang:fr score:17 filesize: 13.88 K page\_count: 1 document date: 2020-07-31