

## OttLite CS20580W

# OttLite Study LED Desk Lamp CS20580W User Manual

## INTRODUCTION

This manual provides instructions for the OttLite Study LED Desk Lamp, model CS20580W. This lamp is designed to provide optimal lighting for studying, working, and other tasks, utilizing OttLite's ClearSun LED technology to reduce eye strain. Please read this manual thoroughly before using the product to ensure proper operation and maintenance.





*Image: The OttLite Study LED Desk Lamp, model CS20580W, in blue and white, featuring a flexible neck and a round base.*

## PRODUCT FEATURES

- **ClearSun LED Technology:** Designed to reduce eye strain by up to 51% by providing a balanced, smooth light spectrum.
- **Touch Activated Controls:** Simple touch controls for power and brightness adjustments.
- **Three Brightness Settings:** Allows selection of the appropriate light level for various tasks.
- **Flexible Neck:** Adjustable neck for precise light positioning.
- **Compact Design:** Space-saving base with a diameter of 5 inches.



**ClearSun**  
LED Technology

**Flexible**  
Neck

**Touch**  
Control

**3 Brightness Levels**

*Image: Diagram highlighting the ClearSun LED Technology, Flexible Neck, Touch Control, and 3 Brightness Levels of the OttLite Study LED Desk Lamp.*

## SETUP INSTRUCTIONS

1. **Unpack the Lamp:** Carefully remove all components from the packaging. Ensure all parts, including the lamp base, flexible neck, and power cord, are present.
2. **Position the Lamp:** Place the lamp on a stable, flat surface such as a desk or table. Ensure the base has sufficient space (5-inch diameter) and the flexible neck can be adjusted without obstruction.
3. **Connect to Power:** Insert the power adapter into a standard electrical outlet. Connect the other end of the power adapter to the power input port located on the back of the lamp base.





*Image: The OttLite Study LED Desk Lamp positioned on a desk next to a laptop, illustrating a typical setup.*

## OPERATING INSTRUCTIONS

1. **Power On/Off:** Locate the touch-sensitive power button on the lamp base. Tap the button once to turn the lamp on. Tap it again to cycle through brightness settings, and a final tap will turn the lamp off.
2. **Adjust Brightness:** The lamp features three brightness settings. After turning the lamp on, tap the power button repeatedly to cycle through the low, medium, and high brightness levels. Select the setting that best suits your lighting needs.
3. **Adjust Lamp Position:** The lamp's flexible silicone neck allows for easy adjustment of the light direction. Gently bend the neck to position the light head as desired. The height can be adjusted from approximately 7.5 inches to 15 inches.







*Image: The OttLite Study LED Desk Lamp demonstrating the flexibility of its neck, showing various possible positions.*

## MAINTENANCE

- **Cleaning:** Ensure the lamp is unplugged before cleaning. Use a soft, dry cloth to wipe down the lamp's surfaces. Avoid using abrasive cleaners, solvents, or harsh chemicals, as these can damage the finish or electronic components.
- **LED Light Source:** The OttLite Study LED Desk Lamp uses integrated LED lights, which are designed for long-term use and are not user-replaceable. Do not attempt to disassemble the light head.
- **Storage:** If storing the lamp for an extended period, unplug it and store it in a cool, dry place away from direct sunlight and extreme temperatures.

## TROUBLESHOOTING

- **Lamp Does Not Turn On:**
  - Check if the power adapter is securely plugged into both the lamp and the electrical outlet.
  - Verify that the electrical outlet is functional by plugging in another device.
- **Light Flickers or Is Dim:**
  - Ensure the power connection is stable.
  - Cycle through the brightness settings to see if the issue persists across all levels.
- **Touch Controls Are Unresponsive:**
  - Ensure your finger is making direct contact with the touch sensor.
  - Unplug the lamp from the power source for 30 seconds, then plug it back in to reset the controls.

If you experience issues not covered here, please refer to the Warranty & Support section for further assistance.

## SPECIFICATIONS

Feature	Specification
Model Number	CS20580W
Brand	OttLite
Light Source Type	LED (ClearSun Technology)
Brightness	262 Lumens
Color Temperature	5000 Kelvin (Daylight)
Wattage	4.49 watts
Control Method	Touch
Brightness Settings	3-way switching (Dimmable)

Feature	Specification
Product Dimensions	5"D x 5"W x 15"H
Base Diameter	5 Inches
Adjustable Height	7.5 to 15 inches
Item Weight	1.47 Pounds
Material	Plastic, Metal (Base)
Power Source	Corded Electric
Voltage	120 Volts
Included Components	Bulb (integrated LED)

## Warranty & Support




For warranty information or technical support regarding your OttLite Study LED Desk Lamp CS20580W, please contact OttLite customer service directly. Refer to the product packaging or the official OttLite website for the most current contact details and warranty terms.

**Manufacturer:** OttLite



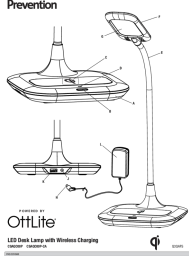
**Website:** [Visit the OttLite Store on Amazon](#)

© 2024 OttLite. All rights reserved.

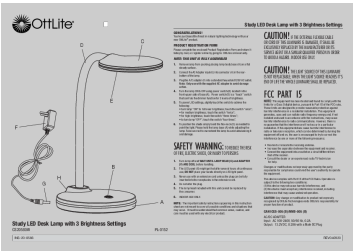
## Related Documents - CS20580W

	<p><a href="#">OttLite Rise LED Desk Lamp with Digital Display - User Manual &amp; Features</a></p> <p>Comprehensive guide to the OttLite Rise LED Desk Lamp with Digital Display (CSE13G59), covering setup, operation, safety, and features like adjustable brightness, color temperature, calendar, alarm, and USB charging.</p>
	<p><a href="#">OttLite LED Desk Lamp with USB - Adjustable Brightness &amp; Color Modes</a></p> <p>Discover the OttLite LED Desk Lamp with USB, offering adjustable brightness, three color modes (5000K, 4000K, 2700K), and a convenient 5V-2.1A USB charging port. Ideal for home or office use, providing natural lighting.</p>
	<p><a href="#">OttLite LED Desk Lamp with Color Changing Base - User Manual and Instructions</a></p> <p>Detailed instructions and safety information for the OttLite LED Desk Lamp with Color Changing Base (Model MCC00Z). Learn how to set up, operate, and maintain your lamp, including brightness and color mode adjustments, and safety precautions.</p>



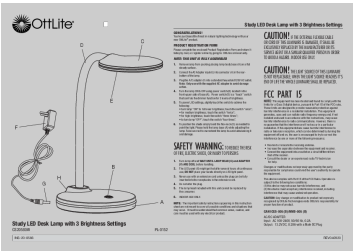
	<p><a href="#">OttLite LED Desk Lamp with Color Changing Tunnel - User Manual</a></p> <p>Comprehensive instructions and safety guidelines for the OttLite LED Desk Lamp with Color Changing Tunnel (models CY4G59-FFP, CY4009-FFP). Learn how to operate the lamp's touch controls, adjust brightness and color modes, use the color-changing tunnel, and understand important safety precautions.</p>
	<p><a href="#">OttLite Slimline LED Desk Lamp: User Manual and Setup Guide</a></p> <p>Get detailed setup instructions, operation guidance, safety warnings, and FCC compliance information for the OttLite Slimline LED Desk Lamp (models CS33600C, CS336G5C). Learn how to adjust brightness and color temperature.</p>
	<p><a href="#">OttLite LED Desk Lamp with Wireless Charging - User Manual and Specifications</a></p> <p>User manual for the OttLite LED Desk Lamp with Wireless Charging (Model CSAQC00P, CSAQC00P-CA). Provides setup, operation, safety warnings, FCC/IC compliance, and technical specifications.</p>

Documents - OttLite – CS20580W



[\[pdf\]](#) Instructions Warranty Test Report

FCC PART 15 545 CS20580W Study LED Desk Lamp with 3 Brightness Settings Instructions products  
ottlite images product instructions  
D E F B H G Study LED Desk Lamp with 3 Brightness Settings**CS20580W** INS-20-0566 Study LED Desk Lamp with 3 Brightness Settings CONGRATULATIONS You ve purchased the finest in natural lighting technology with your C new OttLite product. PRODUCT REGISTRATION FORM Please complete the enclosed Pr...  
lang:en **score:54** filesize: 131.8 K page\_count: 1 document date: 2020-04-09



[\[pdf\]](#) Instructions Warranty

545 CS20580W Study LED Desk Lamp with 3 Brightness Settings Instructions OttLite Touch Activated Controls Adjustable Neck pbwx1128 CS20580W545 Clip On pbwx1135 15900COttLite CS20580WOttLite 15900Cv1v1secure img1 ag wfcdn dm document 172135ef 262a 4956 9c7a ca573df0cabd cs20580w study led desk lamp brightness settings instructionssecure instructions |||  
D E F B H G Study LED Desk Lamp with 3 Brightness Settings**CS20580W** INS-20-0566 Study LED Desk Lamp with 3 Brightness Settings CONGRATULATIONS You ve purchased the finest in natural lighting technology with your C new OttLite product. PRODUCT REGISTRATION FORM Please complete the enclosed Pr...  
lang:en **score:48** filesize: 131.8 K page\_count: 1 document date: 2020-04-09