

Anker A25601Y1

Anker PowerWave Magnetic Pad Wireless Charger Instruction Manual

1. INTRODUCTION

The Anker PowerWave Magnetic Pad is designed to provide efficient and stable wireless charging for compatible devices. This manual provides essential information for the proper setup, operation, and maintenance of your device.

2. WHAT'S IN THE BOX

- PowerWave Magnetic Pad (with built-in 5 ft USB-C cable)
- Welcome Guide
- 18-month Stress-Free Warranty
- Connected Equipment Warranty
- Friendly Customer Service



Image: The Anker PowerWave Magnetic Pad with its integrated USB-C cable.

3. SETUP

1. Connect the built-in USB-C cable of the PowerWave Magnetic Pad to a compatible USB-C power adapter (not included). For optimal charging performance, a 20W or higher USB-C power adapter is recommended.
2. Ensure the power adapter is plugged into a functional wall outlet.

USB-C CONNECTOR FOR POWERFUL CHARGING



Reminder:
You'll need a USB-C charger



USB-C



USB-A

Image: Close-up of the USB-C connector, highlighting the need for a compatible USB-C power adapter.

4. COMPATIBILITY

The Anker PowerWave Magnetic Pad is designed for use with the following devices:

- iPhone 13, iPhone 13 mini, iPhone 13 Pro, iPhone 13 Pro Max
- iPhone 12, iPhone 12 mini, iPhone 12 Pro, iPhone 12 Pro Max
- iPhone cases with MagSafe compatibility.

Note: This charger is only compatible with the iPhone 12 and 13 series. It is not compatible with non-MagSafe phone cases, such as OtterBox Defender cases.

DESIGNED FOR IPHONE 12

Works with the iPhone 12 Series



iPhone 12 mini



iPhone 12



iPhone 12 Pro



iPhone 12 Pro Max

And iPhone Cases with MagSafe



Only compatible with the devices listed above.



Image: Visual representation of the PowerWave Magnetic Pad's compatibility with various iPhone 12 models and MagSafe-enabled cases.

5. OPERATING INSTRUCTIONS

1. Ensure the PowerWave Magnetic Pad is connected to a power source as described in the Setup section.
2. Place your compatible iPhone 12 or 13 series device onto the magnetic pad. The pad will magnetically snap into place, ensuring proper alignment for charging.
3. The device will begin charging automatically. The magnetic design allows for comfortable use of your phone while it charges, without the charger obstructing your grip.

MAGNETICALLY SNAPS INTO PLACE



Image: An iPhone being magnetically attached to the PowerWave Magnetic Pad, illustrating the secure connection.

USE YOUR PHONE WHILE YOU CHARGE



Image: A user holding their iPhone while it is wirelessly charging, demonstrating the unobtrusive design.

6. SAFETY FEATURES

The PowerWave Magnetic Pad incorporates multiple safety features to ensure a secure charging experience:

- **Temperature Control:** Prevents overheating during charging.
- **Foreign Object Detection:** Detects metallic objects that could interfere with charging and cause heat.
- **Radiation Shielding:** Minimizes electromagnetic radiation.
- **Advanced Safety Features:** Additional protections for device and user safety.

SUPERIOR SAFETY



Phone Battery
Safety



Radiation
Shielding



Foreign Object
Detection



Temperature
Control



CONNECTED
EQUIPMENT
WARRANTY

Image: An illustration detailing the superior safety mechanisms, including temperature control and foreign object detection.

7. PORTABILITY

The PowerWave Magnetic Pad is designed for convenience and portability. Its compact, lightweight, and extra-thin profile allows it to be easily carried in any backpack or bag, making it ideal for travel.

NEXT-LEVEL PORTABILITY



Image: A hand holding the slim PowerWave Magnetic Pad, demonstrating its compact and portable design.

8. SPECIFICATIONS

Feature	Specification
Model Number	A25601Y1
Product Dimensions	2.44 x 2.44 x 0.3 inches
Item Weight	2.4 ounces
Connectivity Technologies	Wireless

Special Features	Magnetic
Connector Type	USB-C
Compatible Devices	iPhone 12, 12 mini, Pro, Pro Max, 13, 13 Max
Input Voltage	7.5 Volts
Amperage	1 Amps
Total USB Ports	1
Wattage	7.5 watts (max for iPhone 13 & 12 series)
Manufacturer	Anker
Date First Available	November 16, 2020

9. TROUBLESHOOTING

- **Device not charging:**

- Ensure the PowerWave Magnetic Pad is securely connected to a functional USB-C power adapter and wall outlet.
- Verify that your device is compatible with the charger (iPhone 12/13 series or MagSafe-compatible cases).
- Check for any foreign objects between the charging pad and your device.
- Remove any non-MagSafe cases that might be too thick or interfere with magnetic alignment.

- **Slow charging:**

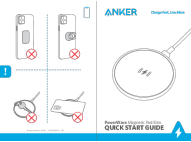





- Ensure you are using a compatible USB-C power adapter with sufficient wattage (20W or higher recommended for optimal speed).
- Confirm proper alignment of your device on the magnetic pad.

- **Device or charger getting warm:**

- Some warmth during wireless charging is normal. If it becomes excessively hot, discontinue use and contact customer service.
- Ensure no foreign objects are present on the charging pad.

10. WARRANTY AND SUPPORT

The Anker PowerWave Magnetic Pad comes with an 18-month stress-free warranty and a connected equipment warranty. For any support needs, troubleshooting assistance, or warranty claims, please refer to the included Welcome Guide or contact Anker customer service directly.

	<p>Anker PowerWave Magnetic Pad Slim Quick Start Guide</p> <p>Quick start guide for the Anker PowerWave Magnetic Pad Slim wireless charger, detailing setup, usage, and important compatibility notes for MagSafe iPhones.</p>
	<p>Anker 5W Wireless Charger Troubleshooting Guide</p> <p>Comprehensive troubleshooting guide for Anker 5W wireless chargers, covering common issues like slow charging, compatibility, and adapter requirements for various phone models from Apple, Samsung, Google, LG, Sony, and others.</p>
	<p>Anker Wireless Charger Troubleshooting Guide</p> <p>A comprehensive guide to troubleshooting common issues with Anker 10W wireless chargers, covering phone compatibility, power adapters, and charging obstructions.</p>
	<p>Anker PowerWave II Pad Wireless Charger User Manual and Specifications</p> <p>Comprehensive guide for the Anker PowerWave II Pad wireless charger (Model A2519), covering LED indicator status, wireless charging notes, important safety instructions, technical specifications, FCC and IC compliance statements, and manufacturer details.</p>
	<p>Anker Zolo Magnetic Wireless Charger - User Guide and Specifications</p> <p>Learn how to use the Anker Zolo Magnetic Wireless Charger, a Qi2 certified 15W MagSafe-compatible charging pad for iPhone, AirPods, and other TWS earbuds. Includes safety information, FAQs, and technical specifications.</p>
	<p>Anker PowerWave Magnetic Pad Slim A2562 User Manual and Safety Information</p> <p>User manual and safety information for the Anker PowerWave Magnetic Pad Slim wireless charger, model A2562. Includes specifications, regulatory compliance, and important safety instructions.</p>