

Coby CETW570BK

Coby True Wireless Sport Earbuds (Model CETW570BK) User Manual

Your comprehensive guide to setup, operation, and maintenance.

1. INTRODUCTION

Welcome to your Coby True Wireless Sport Earbuds. This manual provides detailed instructions to help you get the most out of your new audio device. Please read this manual thoroughly before use and retain it for future reference.

What's in the Box

- Coby True Wireless Sport Earbuds
- Charging Case
- USB Charging Cable
- 2 Extra Pairs of Ear Gels (S/M)
- User Manual



Image 1.1: Coby True Wireless Sport Earbuds and Charging Case.

2. PRODUCT OVERVIEW

Familiarize yourself with the components of your Coby True Wireless Sport Earbuds.

Components

- **Earbuds:** Left and Right earbuds with integrated ear hooks and control buttons.
- **Charging Case:** Stores and charges the earbuds, providing extended battery life.
- **Ear Gels:** Various sizes for a comfortable and secure fit.
- **Control Buttons:** Located on each earbud for managing playback, calls, and voice assistant.



Image 2.1: Earbuds shown within their open charging case.

3. SETUP

3.1 Charging the Earbuds and Case

1. Place the earbuds into the charging case. Ensure they are correctly seated; the indicator lights on the earbuds will illuminate to confirm charging.
2. Connect the USB charging cable to the charging port on the case and to a power source (e.g., USB wall adapter, computer USB port).
3. The LED indicators on the charging case will show the charging status. A full charge for the case and earbuds can take up to 5 hours.
4. Once fully charged, disconnect the charging cable. The charging case holds two extra charges, providing up to 15 hours of total playback time.

3.2 Pairing with Your Device

The earbuds feature Bluetooth 5.3 for stable connectivity and auto-pairing functionality.

1. **Initial Pairing:** Remove both earbuds from the charging case. They will automatically enter pairing mode.
2. On your smartphone, tablet, or other Bluetooth-enabled device, go to the Bluetooth settings.
3. Search for available devices and select "COBY Earbuds" (or similar name).
4. Once connected, you will hear an audio prompt, and the earbud indicator lights will change.
5. **Auto-Pairing:** After the initial pairing, the earbuds will automatically connect to the last paired device when removed from the charging case. Place them back in the case to automatically disconnect and begin charging.



Video 3.1: An official product video demonstrating the Coby True Wireless Sport Earbuds features and usage.

4. OPERATING INSTRUCTIONS

4.1 Power On/Off

- **Power On:** The earbuds power on automatically when removed from the charging case.
- **Power Off:** The earbuds power off automatically when placed back into the charging case.

4.2 Music Playback Controls

Use the multi-function buttons on the earbuds to control your music.

- **Play/Pause:** Press the button on either earbud once.
- **Next Track:** Double-press the button on the right earbud.
- **Previous Track:** Double-press the button on the left earbud.
- **Volume Up:** Triple-press the button on the right earbud.
- **Volume Down:** Triple-press the button on the left earbud.

4.3 Call Management

Manage phone calls directly from your earbuds.

- **Answer/End Call:** Press the button on either earbud once.
- **Reject Call:** Press and hold the button on either earbud for 2 seconds.

4.4 Voice Assistant Activation

Activate your device's voice assistant (Siri or Google Assistant) for hands-free control.

- **Activate Voice Assistant:** Press and hold the button on either earbud for 2 seconds (when not on a call).

5. MAINTENANCE

5.1 Cleaning

- Gently wipe the earbuds and charging case with a soft, dry, lint-free cloth.
- Do not use abrasive cleaners, solvents, or aerosol sprays.
- Remove ear gels and clean them with mild soap and water if necessary. Ensure they are completely dry before reattaching.

5.2 Storage

- Store the earbuds in their charging case when not in use to protect them and keep them charged.
- Avoid storing in extreme temperatures or high humidity.

6. TROUBLESHOOTING

If you encounter issues with your earbuds, refer to the following common solutions.

Problem	Solution
Earbuds not pairing	Ensure earbuds are charged. Turn off and on your device's Bluetooth. Forget the device in Bluetooth settings and re-pair.
Only one earbud working	Place both earbuds back in the case, then remove them simultaneously. Ensure both are charged.

Problem	Solution
No sound	Check device volume and earbud volume. Ensure earbuds are connected to the correct device.
Charging case not charging	Try a different USB cable and power adapter. Ensure the cable is securely connected.
Poor sound quality	Ensure earbuds are clean and ear gels are properly fitted. Move closer to your device to avoid interference.

7. SPECIFICATIONS

Detailed technical specifications for your Coby True Wireless Sport Earbuds.

- **Model Name:** CETW570BK
- **Connectivity Technology:** Wireless (Bluetooth)
- **Bluetooth Version:** 5.3
- **Wireless Range:** Up to 10 meters (33 feet)
- **Battery Life:** Up to 15 hours total (with charging case)
- **Charging Time:** Approximately 5 hours (for full system charge)
- **Control Type:** Button, Touch, Siri/Google Assistant
- **Earpiece Shape:** Hook
- **Material:** Acrylonitrile Butadiene Styrene (ABS)
- **Product Dimensions:** 5 x 2.24 x 6.46 inches
- **Item Weight:** 8.4 ounces
- **Compatible Devices:** Cellphones, Tablets (iPhone, Android, iPad)
- **Recommended Uses:** Sports and Exercise

8. SAFETY INFORMATION

Please observe the following safety guidelines for safe and optimal use of your earbuds.







- Avoid listening at high volume levels for extended periods to prevent hearing damage.
- Do not use the earbuds in situations where inability to hear ambient sounds could be dangerous (e.g., driving, cycling, walking in traffic).
- Keep the earbuds and charging case away from water and moisture.
- Keep out of reach of children and pets to prevent accidental ingestion of small parts.
- Do not attempt to disassemble or modify the product. This may void the warranty and cause damage.

9. WARRANTY AND SUPPORT

Your Coby True Wireless Sport Earbuds are covered by a manufacturer’s warranty. For specific warranty details, please refer to the warranty card included in your packaging or visit the official Coby website.

For technical support, troubleshooting assistance, or to inquire about replacement parts, please contact Coby customer service through their official website or the contact information provided in your product documentation.

Related Documents - CETW570BK

 <p>COBY® CETW645 Active Noise Cancelling TWS Earbuds Auriculares TWS con cancelación activa de ruido With Hi-Res LCD Touchscreen Case Con Funda de Pantalla Táctil LCD de Alta Resolución</p> <p>User Manual Manual De Usuario</p> <p>Bluetooth®</p>	<p>CETW645 Active Noise Cancelling TWS Earbuds User Manual</p> <p>User manual for the CETW645 Active Noise Cancelling TWS Earbuds with Hi-Res LCD Touchscreen Case. Learn about powering on/off, pairing, controls, troubleshooting, and specifications.</p>
 <p>COBY® CETW645 Active Noise Cancelling TWS Earbuds Auriculares TWS con cancelación activa de ruido With Hi-Res LCD Touchscreen Case Con Funda de Pantalla Táctil LCD de Alta Resolución</p> <p>User Manual Manual De Usuario</p> <p>Bluetooth®</p>	<p>COBY CETW645 Active Noise Cancelling TWS Earbuds User Manual</p> <p>User manual for COBY CETW645 Active Noise Cancelling True Wireless Stereo (TWS) Earbuds with Hi-Res LCD Touchscreen Case. Features include ANC, Bluetooth connectivity, touch controls, and a smart charging case.</p>
 <p>COBY CETW571 User Manual Manual de usuario</p> <p>Bluetooth®</p>	<p>Coby CETW571 True Wireless Stereo Earbuds User Manual</p> <p>User manual for the Coby CETW571 True Wireless Stereo Earbuds, covering overview, charging, powering on/off, pairing, controls, troubleshooting, specifications, safety precautions, and FCC statements.</p>
 <p>COBY CETW516 Manual de usuario User Manual</p> <p>Bluetooth®</p>	<p>Coby CETW516 True Wireless Stereo Earbuds User Manual</p> <p>User manual for Coby CETW516 true wireless stereo earbuds, detailing features, operation, charging, pairing, controls, troubleshooting, specifications, and safety guidelines.</p>
 <p>COBY CSTW52FD True Wireless Speaker</p> <p>User Manual Manual de usuario</p> <p>Bluetooth®</p>	<p>Coby CSTW52FD True Wireless Speaker User Manual</p> <p>User manual for the Coby CSTW52FD True Wireless Speaker. Learn about its features, operation, charging, Bluetooth connectivity, TWS pairing, FM radio mode, external device playback, and safety precautions.</p>
 <p>iFixIT Coby DVD209 The bottom portion of the DVD player Replacement</p> <p>Written By: Kyle VanDusen</p>	<p>Coby DVD209 DVD Player Bottom Portion Replacement Guide</p> <p>A step-by-step repair guide from iFixit for replacing the bottom portion of a Coby DVD209 DVD player. Learn how to safely remove screws, disconnect cables, and access internal components.</p>