

Donner M-10

Donner M-10 10W Portable Electric Guitar Amplifier User Manual

Brand: Donner | Model: M-10

1. INTRODUCTION AND OVERVIEW

The Donner M-10 is a versatile 10W portable electric guitar amplifier designed for practice, recording, and small gigs. It features a unique APP effects input, a wide range of tone controls, and multiple input interfaces for diverse musical needs. Its sturdy construction ensures durability and stability.



Image: Front view of the Donner M-10 amplifier, showcasing its compact design and speaker grille.

2. PRODUCT FEATURES

- **Unique APP Effector Input:** The M-10 includes a 1/8" TRRS guitar interface, allowing connection to a mobile phone for utilizing software effects for practice, playing, and recording. Users can build custom effector chains on software to achieve desired tones.
- **Tone Control for Heavy Music:** This 10-watt electric guitar amplifier provides extreme distortion sounds through intuitive controls, specifically tailored for heavy music players.
- **Extensive Tone Control:** Features controls for Gain, a distortion selection switch, Volume, Treble, Midrange, and Bass, offering a broad range of tonal adjustments.
- **Diversified Input Interfaces:** Equipped with a 1/4" Instrument Input, 3-Band EQ, a 1/8" Auxiliary Input Jack for playing along with media players or CDs, and a 1/8" Headphone Output Jack for silent practice.
- **Durable Construction:** The amplifier's edges are reinforced with hard material to protect against damage, and rubber pads ensure safe and stable placement.

USER-FRIENDLY



Guitar Input



Phone



Headphone



Recording



Image: Close-up of the Donner M-10 control panel, highlighting the input jacks and control knobs.

3. SETUP AND GETTING STARTED

1. **Unpacking:** Carefully remove the amplifier from its packaging. Inspect for any signs of damage.
2. **Power Connection:** Connect the amplifier to a power source using the provided USB-C cable. The charging port is located on the rear panel. A red indicator light will show charging status, turning off when fully charged.
3. **Initial Placement:** Place the amplifier on a stable, flat surface. Ensure adequate ventilation around the unit.

DIMENSION INFORMATION



The portable size is convenient for you to practice at home or go out to perform.



Image: Rear view of the Donner M-10 amplifier, showing the USB-C charging port, headphone jack, and AUX input.

4. OPERATING INSTRUCTIONS

1. **Power On/Off:** Locate the power switch on the amplifier's control panel and switch it to the 'ON' position.
2. **Connecting Your Instrument:** Plug your electric guitar or bass into the 1/4" Instrument Input jack.
3. **Adjusting Volume:** Use the 'Volume' knob to control the overall output level of the amplifier.
4. **Tone Shaping:**
 - 'Gain' knob: Controls the amount of input signal, affecting the level of distortion.
 - 'Distortion Selection Switch': Toggle between clean and distorted tones.

- 'Treble', 'Midrange', 'Bass' knobs: Adjust the high, mid, and low frequencies of your tone.
5. **Using APP Effects:** Connect your mobile phone to the 1/8" TRRS guitar interface. Use compatible software effects applications (e.g., Amplitube, Deplike, Tone-bridge, Bias, TC Guitar Rack) to customize your sound.
 6. **Auxiliary Input:** Connect an external audio device (e.g., MP3 player, CD player) to the 1/8" Auxiliary Input Jack to play along with backing tracks.
 7. **Headphone Use:** For silent practice, plug headphones into the 1/8" Headphone Output Jack. This will mute the main speaker output.

GREAT VALUE OF THE PRICE & SUPERB SOUND



M-10 is compatible with **Amplitube , Deplike , Tone -bridge , Bias , TC Guitar Rack** and other software effects .



Image: Detailed view of the Donner M-10 amplifier's control panel, showing all knobs and input/output jacks.

Official Product Videos

Your browser does not support the video tag.

Video: "Donner M-10 Guitar AMP" - An official product video from Donner showcasing the M-10 amplifier's features and sound capabilities.

Your browser does not support the video tag.

Video: "Electric Guitar Amp Portable with APP Effector Input" - An official product video from DonnerDirect demonstrating the M-10 amplifier's portability and APP effector input functionality.

Your browser does not support the video tag.

Video: "Donner M-10 10W Guitar Amplifier, Electric, Bass and Acoustic Guitar Amp, with APP Effector In" - An official product video from DonnerDirect highlighting the M-10 amplifier's compatibility with electric, bass, and acoustic guitars, and its APP effector input.

5. MAINTENANCE

- **Cleaning:** Use a soft, dry cloth to wipe down the amplifier's exterior. Avoid using abrasive cleaners or solvents.
- **Storage:** Store the amplifier in a cool, dry place away from direct sunlight and extreme temperatures.
- **Handling:** Always use the built-in handle for transport. Avoid dropping or subjecting the amplifier to strong impacts.

6. TROUBLESHOOTING

Problem	Possible Cause	Solution
No sound output	Amplifier not powered on; Volume knob too low; Instrument cable faulty; Headphones plugged in.	Ensure power is on; Increase Volume; Check/replace instrument cable; Unplug headphones.
Distorted sound (unintended)	Gain knob too high; Distortion switch engaged; Faulty instrument/cable.	Reduce Gain; Disengage Distortion switch; Check instrument/cable.
APP effects not working	Phone not connected correctly; Incompatible APP; Software settings incorrect.	Ensure secure connection to 1/8" TRRS jack; Verify APP compatibility; Check APP settings.
Battery not charging	USB-C cable faulty; Power adapter faulty; Charging port damaged.	Try a different USB-C cable/power adapter; Contact customer support if issue persists.

7. SPECIFICATIONS




Feature	Detail
Model	M-10
Output Wattage	10 Watts
Item Weight	11.08 pounds
Product Dimensions	12.2 x 7.09 x 5.51 inches



Feature	Detail
Color	Black
Material Type	Rubber
Compatible Devices	Guitar
Connector Type	3.5mm Jack, 6.35mm Jack
Power Source	Electric

8. WARRANTY AND SUPPORT

For warranty information, technical support, or service inquiries, please refer to the official Donner website or contact their customer service department. Keep your purchase receipt as proof of purchase for warranty claims.

Related Documents - M-10

	<p>Donner HUSH-X PRO User Manual: Create Your Music Moment</p> <p>Comprehensive user manual for the Donner HUSH-X PRO multi-effects electric guitar. Learn about setup, features, operation, and maintenance to create your perfect music moment.</p>
	<p>Donner Mini Turbo Guitar Headphone Amplifier User Manual</p> <p>Explore the features and operation of the Donner Mini Turbo, a portable guitar headphone amplifier with 10 amp models, tuner, and multi-effects including delay, reverb, chorus, and overdrive. This user manual provides detailed instructions for optimal use.</p>
	<p>Donner EMO-AMP Controller Owner's Manual - Passive Attenuator for Guitar Amps</p> <p>User manual for the Donner EMO-AMP Controller, a passive attenuator designed for guitar amp FX Loops. Learn about its features, specifications, connections, and precautions for use.</p>
	<p>Donner Dark Mouse Distortion Pedal Owner's Manual</p> <p>Owner's manual for the Donner Dark Mouse distortion pedal, featuring LM308-based classic distortion, two-way tone switch, and easy controls for guitarists. Includes specifications, features, and operating instructions.</p>

	<p>Donner Alpha Force Guitar Pedal: Distortion, Chorus, Delay - Owner's Manual</p> <p>This owner's manual provides detailed information on the Donner Alpha Force, a compact guitar effects pedal featuring hi-gain distortion, chorus, and analog delay modules. Learn about its features, controls, specifications, and essential operating precautions.</p>
	<p>Donner PocketX EC7031 User Manual: Guitar Bass Multi-Effects Processor Guide</p> <p>Discover the Donner PocketX EC7031, a portable guitar and bass multi-effects processor. This user manual covers its 80 presets, 6 effect modules, controls, connectivity, and software for musicians.</p>