

Manuals+

[Q & A](#) | [Deep Search](#) | [Upload](#)

manuals.plus /

- › [Pirelli](#) /
- › [Pirelli Scorpion Rally STR Rear Tire \(Model 2803500\) User Manual](#)

Pirelli 2803500

Pirelli Scorpion Rally STR Rear Tire (Model 2803500) User Manual

Comprehensive instructions for installation, usage, and maintenance.

PRODUCT OVERVIEW

The Pirelli Scorpion Rally STR is a high-performance dual-sport rear tire designed for adventure motorcycles. It combines the best of off-road traction with on-road stability and handling, making it suitable for various riding conditions.



A detailed view of the Pirelli Scorpion Rally STR Rear Tire, showcasing its aggressive tread pattern designed for both on-road stability and off-road traction. The tire is mounted on a spoked wheel with a disc brake.

Key features include a high-silica compound for excellent grip and mileage, street-type profiles for superior road handling, and an innovative tread pattern for effective traction on dirt and stability on asphalt.

SAFETY INFORMATION

Always prioritize safety when handling and installing tires. Incorrect installation or maintenance can lead to serious injury or property damage.

- Consult a qualified tire professional for installation and any complex maintenance procedures.
- Refer to your vehicle's owner's manual and the vehicle placard (typically on an inside door panel or frame) for specific tire recommendations, pressure, and load limits.
- Do not exceed the maximum load capacity or speed rating of the tire.
- Regularly inspect tires for damage, wear, and proper inflation.
- This product contains chemicals known to the State of California to cause cancer and birth defects or other

reproductive harm (Proposition 65 warning). Handle with care and wash hands after contact.

Disclaimer: The data and information provided are believed to be accurate, but no guarantee is made regarding their quality or accuracy. Always verify information with a tire professional and your vehicle's documentation.

INSTALLATION (SETUP)

Proper installation is critical for tire performance and safety. It is highly recommended that tire installation be performed by a certified professional using appropriate tools and techniques.

General Installation Steps (Professional Recommended):

1. **Preparation:** Ensure the wheel rim is clean, free from damage, and compatible with the tire size (18-inch rim for this tire).
2. **Mounting:** Carefully mount the tire onto the rim, ensuring the directional tread pattern is oriented correctly for rotation. Use appropriate tire mounting lubricant.
3. **Inflation:** Inflate the tire to the recommended pressure specified in your vehicle's owner's manual or on the vehicle placard. Do not exceed the maximum inflation pressure indicated on the tire sidewall.
4. **Balancing:** Balance the wheel and tire assembly to prevent vibrations and ensure even wear.
5. **Final Inspection:** Check for proper bead seating, leaks, and any visible damage before riding.

This tire is designed for the rear position of a motorcycle. Ensure it is installed on the correct axle.

OPERATING GUIDELINES

To maximize the performance and lifespan of your Pirelli Scorpion Rally STR tire, adhere to the following operating guidelines:

- **Tire Pressure:** Maintain correct tire pressure as specified by your motorcycle manufacturer. Check pressure regularly, at least once a week, when tires are cold.
- **Load Capacity:** Do not exceed the tire's maximum load capacity of 926 pounds (Load Rating 70). Overloading can lead to tire failure.
- **Speed Rating:** This tire has a Speed Rating V. Do not operate the vehicle beyond the tire's maximum speed capability.
- **Driving Conditions:** The dual-sport design provides traction on dirt roads and stability on asphalt. Adjust riding style to suit road conditions and tire capabilities.
- **Break-in Period:** New tires require a break-in period, typically around 100 miles, to allow the tire's components to settle and release mold lubricants. Avoid aggressive acceleration, braking, and cornering during this period.

MAINTENANCE

Regular maintenance is essential for tire longevity and safe operation.

- **Tire Pressure Checks:** Check tire pressure weekly, or before every long ride, using an accurate gauge.
- **Visual Inspection:** Regularly inspect the tire for cuts, punctures, bulges, cracks, or any foreign objects embedded in the tread.
- **Tread Wear:** Monitor tread depth. Replace tires when they reach the minimum legal tread depth indicators (T.W.I.). Uneven wear may indicate issues with inflation, balancing, or suspension.
- **Cleaning:** Clean tires with mild soap and water. Avoid harsh chemicals that can degrade rubber compounds.
- **Storage:** If storing the motorcycle for an extended period, ensure tires are properly inflated and ideally off the ground to prevent flat spots. Store in a cool, dry place away from direct sunlight and ozone-producing equipment.

TROUBLESHOOTING

This section addresses common issues related to motorcycle tires. For persistent or severe problems, consult a professional.

Problem	Possible Cause	Solution
Rapid or Uneven Tread Wear	Incorrect tire pressure, improper balancing, suspension issues, aggressive riding.	Check and adjust tire pressure. Have wheels balanced. Inspect suspension. Adjust riding habits.
Vibrations or Wobbling	Unbalanced wheel, damaged tire, loose wheel bearings, bent rim.	Have wheels balanced. Inspect tire and rim for damage. Check wheel bearings.
Loss of Air Pressure	Puncture, faulty valve stem, bead leak, damaged rim.	Inspect tire for punctures. Check valve stem. Have tire professionally inspected for leaks.

SPECIFICATIONS

Specification	Value
Brand	Pirelli
Model Name	Scorpion Rally STR Rear Tire
Model Number	2803500
Tire Size	150/70R18
Position	Rear
Rim Size	18 inches
Load Rating	70 (926 Pounds)
Speed Rating	V
Tire Construction	Radial
Tread Type	Directional
Application	Dual Sport (Mud/Snow, Street)
Item Weight	Approximately 16.2 Pounds
UPC	644978370224
UTQG	400 AA A

WARRANTY INFORMATION

Specific warranty details for Pirelli tires are typically provided at the point of purchase or on the official Pirelli website. Generally, tire warranties cover manufacturing defects for a specified period or tread life.

To inquire about warranty coverage or make a claim, please retain your proof of purchase and contact Pirelli customer

service or an authorized Pirelli dealer.

For the most current and detailed warranty information, please visit the official Pirelli website or consult your tire retailer.

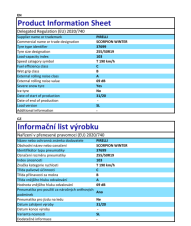
SUPPORT




For technical assistance, product inquiries, or further support regarding your Pirelli Scorpion Rally STR tire, please utilize the following resources:

- **Pirelli Official Website:** Visit the official Pirelli website for product information, dealer locators, and contact details.
- **Authorized Dealers:** Contact your local authorized Pirelli tire dealer for expert advice, installation services, and warranty support.
- **Customer Service:** Refer to the Pirelli website for customer service contact numbers or online support options specific to your region.

When contacting support, please have your tire's model number (2803500), size (150/70R18), and purchase information readily available.

Related Documents - 2803500

	<p>FEELPURE™ DPF System Installation, Operation & Maintenance Book</p> <p>Comprehensive guide for the installation, operation, and maintenance of the FEELPURE™ and FEELPURE™ AR DPF systems. Covers system components, working principles, safety precautions, and warranty information.</p>
	<p>Pirelli Cyber Tyre Sensor Node CTSN-09S Safety and Regulatory Information</p> <p>Comprehensive safety, regulatory compliance, and disposal guidelines for the Pirelli Cyber Tyre Sensor Node (CTSN-09S), detailing FCC rules, wireless interface specifications, battery handling precautions, and waste management instructions.</p>
	<p>Pirelli Scorpion Winter Tire Specifications 255/50R19 103T</p> <p>Product information sheet for the Pirelli Scorpion Winter tire (model 37699). Details include size 255/50R19, load index 103, speed rating T, fuel efficiency class C, wet grip class B, noise level 69 dB, and production date 31/20.</p>

	<p>Pirelli Scorpion XC Racing Tires: Performance, Technology, and Models</p> <p>Discover the Pirelli Scorpion XC line of racing bicycle tires, engineered in Italy for superior speed, grip, and durability. Featuring advanced Race XC Compound, LITE and PRO WALL casings, and RH, RC, and M tread patterns for all terrains. Explore technical specifications and performance comparisons.</p>
	<p>Pirelli ICE FRICTION Tire Rebate Offer - Winter 2025</p> <p>Get up to \$100 cash back or 120 CAA Dollars on eligible Pirelli ICE FRICTION tires. Learn about rebate terms, conditions, and eligible models for winter driving. Offer valid October 1st - November 30th, 2025.</p>
	<p>Pirelli Cyber Sensor Node 2: Safety, Regulatory, and Disposal Information</p> <p>Comprehensive safety, regulatory compliance (FCC), battery handling, and disposal guidelines for the Pirelli Cyber Sensor Node 2 (PSN2-09S) tyre sensor.</p>