

manuals.plus /

- › [ORBITREK](#) /
- › [ORBITREK MX Motorized Under Desk Elliptical Machine User Manual](#)

ORBITREK MX

ORBITREK MX Motorized Under Desk Elliptical Machine User Manual

Model: MX | Brand: ORBITREK

INTRODUCTION

Welcome to the ORBITREK MX Motorized Under Desk Elliptical Machine user manual. This compact and portable fitness trainer is designed to help you stay active and improve circulation while seated, whether you're working, gaming, reading, or watching TV. Its motorized movement provides a smooth, low-impact exercise experience suitable for various users.



The ORBITREK MX Motorized Under Desk Elliptical Machine, shown with its remote control, is designed for convenient seated exercise.

IMPORTANT SAFETY INFORMATION

Please read all instructions carefully before using the ORBITREK MX. Retain this manual for future reference.

- **Warning:** This machine should not be used if you have a pacemaker. Consult your doctor before starting any new exercise program.
- Ensure the machine is placed on a stable, flat surface during use.
- Keep hands, feet, and loose clothing clear of all moving parts.
- Do not stand on the machine. It is designed for seated use only.
- Unplug the machine when not in use or before cleaning.
- Keep out of reach of children and pets.

SETUP

The ORBITREK MX comes fully assembled, making setup quick and easy.

1. **Unpack:** Carefully remove the elliptical machine and its accessories (power cord, remote control) from the

packaging.

2. **Placement:** Place the ORBITREK MX on a flat, stable surface where you intend to use it. Ensure there is enough clear space around the machine for comfortable operation and to prevent obstruction of the pedals.
3. **Power Connection:** Plug the power cord into the machine's power input, then into a standard electrical outlet.
4. **Remote Batteries:** Insert two AAA batteries (not included) into the remote control.

Fully Assembled

Comes fully assembled so all you have to do is plug it in and turn it on!

Non-Slip Pedals

Keep your feet comfy & secure.



Whisper Quiet

The whisper quiet motor means you can exercise whilst working, reading, watching TV or spending time with your family & pets!

The Orbitrek MX is fully assembled for immediate use, features non-slip pedals for safety, and operates with a whisper-quiet motor.

OPERATING INSTRUCTIONS

The ORBITREK MX offers intuitive controls for a personalized exercise experience.

Control Panel & Remote



The control panel on the Orbitrek MX and its remote allow for easy adjustment of settings.

- **Power Button:** Press the **POWER** button on the remote or the machine to turn the unit ON/OFF.
- **Start/Stop:** Press **START/STOP** to begin or pause the elliptical motion.
- **Direction:** Use the **DIRECTION** button to switch between forward and backward movement.
- **Speed:** Adjust the speed level using the **SPEED** up/down arrows. There are 5 speed levels available.
- **Mode:** Press the **MODE** button to cycle through display metrics: Time, Distance, Speed, Counter, and Calories.
- **Function:** The **FUNCTION** button may offer additional settings or reset options depending on the current mode.

Using the Machine

1. Sit comfortably in a chair with the ORBITREK MX placed in front of you.
2. Place your feet securely on the textured foot pedals.
3. Turn on the machine using the Power button.
4. Select your desired speed and direction using the remote or the control panel buttons.
5. Begin pedaling. The motorized movement will assist your legs, providing a smooth, low-impact workout.

6. Monitor your progress on the digital display.



The Orbitrek MX can be used in various seated positions, including under a desk or while relaxing on a couch.

Your browser does not support the video tag.

Official product video demonstrating the Orbitrek MX Under the Desk Elliptical Machine in use, highlighting its compact design and ease of operation.

Your browser does not support the video tag.

Official product video showcasing the ORBITREK MX - Seated Under Desk Elliptical Machine, emphasizing its quiet operation and suitability for various seated activities.

BENEFITS OF USING ORBITREK MX

The ORBITREK MX is designed to provide numerous benefits for users seeking to incorporate more movement into their daily routine:



Stay Active



Improve Balance



Better Sleep



Help Circulation



Burn Calories



Brighten Mood



Key benefits of using the Orbitrek MX include staying active, improving balance, promoting better sleep, aiding circulation, burning calories, and boosting mood.

- **Stay Active While Seated:** Its compact design allows for exercise while reading, watching TV, or working, promoting continuous movement.
- **Low-Impact Exercise:** The gentle elliptical motion is easy on joints, making it suitable for individuals seeking a less strenuous workout or physical therapy.
- **Improved Circulation:** Regular use can help stimulate blood flow in the legs.
- **Calorie Burn:** Contributes to burning calories throughout the day.
- **Enhanced Mood:** Physical activity, even light, can help improve overall well-being and mood.
- **Quiet Operation:** The whisper-quiet motor ensures you can use the machine without disturbing others or interrupting your activities.

MAINTENANCE

To ensure the longevity and optimal performance of your ORBITREK MX, follow these maintenance guidelines:

- **Cleaning:** Wipe down the machine with a soft, damp cloth after each use. Avoid abrasive cleaners or solvents.
- **Storage:** Store the machine in a cool, dry place away from direct sunlight and extreme temperatures.
- **Inspection:** Periodically check all parts for wear and tear. Ensure the pedals are securely attached.
- **Power Cord:** Inspect the power cord for any damage. Do not use the machine if the cord is frayed or damaged.

TROUBLESHOOTING

If you encounter any issues with your ORBITREK MX, refer to the following common problems and solutions:

Problem	Possible Cause	Solution
Machine does not turn on.	Not plugged in; Power button not pressed; Power outlet issue.	Ensure power cord is securely plugged into both the machine and a working outlet. Press the Power button. Try a different outlet.
Pedals are not moving.	Machine is paused; Speed set to 0; Obstruction.	Press Start/Stop. Increase the speed level. Check for any objects blocking the pedals.
Remote control not working.	Batteries low/dead; Remote not pointed correctly.	Replace AAA batteries. Ensure remote is pointed directly at the machine's display panel.
Unusual noise during operation.	Loose part; Machine not on a flat surface.	Check for any loose screws or components. Ensure the machine is on a stable, level surface. If noise persists, contact customer support.

SPECIFICATIONS

- **Model Name:** Orbitrek MX
- **Brand:** ORBITREK
- **Product Dimensions:** 19.6"D x 17.4"W x 11.9"H
- **Material:** Plastic
- **Resistance Mechanism:** Magnetic
- **Maximum Weight Recommendation:** 440 Pounds
- **Number of Speed Levels:** 5
- **Power Source:** Electric (AC adapter)
- **Display:** Digital (Time, Speed, Distance, Counter, Calories)

WARRANTY AND SUPPORT

Your ORBITREK MX is covered by a **1-year limited warranty** from the date of purchase against defects in material and workmanship under normal use and service.






For warranty claims, technical support, or any questions regarding your product, please contact Thane USA Inc. customer service:

- **Email:** customercareusa@thane.com
- Do not return the defective part or unit unless instructed to do so after contacting customer service.

This warranty extends only to personal use and does not cover products used for commercial purposes, rental, or use not

in accordance with the user's guide or safety warnings. Thane USA Inc. is not responsible for damages, losses, or inconveniences caused by equipment failure arising from user negligence, abuse, or misuse.

Related Documents - MX

	<p>Orbitrek MX Instruction Manual: Operation, Features, and Safety Guidelines</p> <p>Comprehensive instruction manual for the Orbitrek MX elliptical trainer, covering operation, maintenance, troubleshooting, and important safety warnings for home use.</p>
	<p>Orbitrek MX Instruction Manual</p> <p>Comprehensive instruction manual for the Orbitrek MX, detailing operation, maintenance, and safety warnings for optimal use.</p>
	<p>Orbitrek MN Instruction Manual - Assembly, Operation, and Care</p> <p>Comprehensive instruction manual for the Orbitrek MN exercise machine, covering assembly, electronic monitor functions, operating instructions, important warnings, care, maintenance, and troubleshooting.</p>
	<p>Orbitrek Elite Owner's Manual: Assembly, Safety, and Usage Guide</p> <p>Comprehensive owner's manual for the Orbitrek Elite fitness equipment, covering safety precautions, assembly instructions, parts list, and exercise computer operation. Learn how to set up and use your Orbitrek Elite for effective workouts.</p>
	<p>inSPORTline ZenStride 600 Orbitrek User Manual & Assembly Guide</p> <p>Comprehensive user manual and assembly guide for the inSPORTline ZenStride 600 Orbitrek (Model IN 29533). Includes safety precautions, parts list, step-by-step assembly instructions, console operation, exercise guidance, maintenance, and warranty information.</p>