

## cellularline 37164

# Cellularline AQL TWS In-Ear Headset Music Sound Pure White User Manual

Model: 37164

## PRODUCT OVERVIEW

The Cellularline AQL TWS In-Ear Headset provides a high-quality wireless audio experience. Designed for comfort and portability, these true wireless stereo (TWS) earbuds are ideal for music listening and hands-free calls. The included charging case ensures your earbuds are always ready for use.

## SETUP

### Unboxing and Initial Charge

Upon receiving your Cellularline AQL TWS headset, please follow these steps to prepare it for first use:

1. Carefully open the product packaging.
2. Remove the earbuds and the charging case from the box.
3. Before first use, ensure the charging case and earbuds are fully charged. Connect the charging case to a USB power source using a compatible cable. The indicator light on the case will show charging status.
4. Place the earbuds into the charging case. They will begin charging automatically.



Image: Cellularline AQL TWS In-Ear Headset in its retail packaging, displaying the earbuds and the charging case. This image illustrates the product as it appears when first unboxed.

## Pairing with Your Device

To connect your headset to a smartphone, tablet, or other Bluetooth-enabled device:

1. Ensure the earbuds are charged and placed in the charging case.
2. Open the lid of the charging case. The earbuds will automatically enter pairing mode.
3. On your device, navigate to the Bluetooth settings.
4. Turn on Bluetooth.
5. Search for available devices. You should see "Cellularline AQL TWS" or a similar name appear in the list.
6. Select the headset name to connect. Once connected, a confirmation sound or message may be heard/displayed.



Image: The Cellularline AQL TWS In-Ear Headset, showing both earbuds removed from the open charging case. This image demonstrates the product components ready for use or pairing.

## OPERATING INSTRUCTIONS

### Basic Controls

The earbuds feature touch-sensitive controls for various functions:

| Action                         | Function                          |
|--------------------------------|-----------------------------------|
| Single Tap (Left/Right Earbud) | Play/Pause Music, Answer/End Call |
| Double Tap (Right Earbud)      | Next Track                        |
| Double Tap (Left Earbud)       | Previous Track                    |
| Triple Tap (Left/Right Earbud) | Activate Voice Assistant          |
| Press and Hold (2 seconds)     | Reject Call                       |

### Making Calls

- **Answering a Call:** When a call comes in, single tap either earbud.
- **Ending a Call:** During a call, single tap either earbud.
- **Rejecting a Call:** When a call comes in, press and hold either earbud for 2 seconds.

### Listening to Music

- **Play/Pause:** Single tap either earbud to play or pause music.
- **Next Track:** Double tap the right earbud.
- **Previous Track:** Double tap the left earbud.

## MAINTENANCE

### Cleaning

To ensure optimal performance and hygiene, regularly clean your earbuds and charging case:

- Use a soft, dry, lint-free cloth to wipe the exterior of the earbuds and charging case.
- For stubborn dirt, slightly dampen the cloth with water or a mild, non-abrasive cleaner. Avoid getting moisture into any openings.
- Gently clean the charging contacts on both the earbuds and inside the case with a dry cotton swab.
- Do not use harsh chemicals, aerosols, or abrasive cleaners.

### Storage

When not in use, store your headset properly:

- Always store the earbuds in their charging case to protect them and keep them charged.
- Store the case and earbuds in a cool, dry place, away from direct sunlight, extreme temperatures, and humidity.
- Avoid storing near strong magnetic fields.

## TROUBLESHOOTING

If you encounter issues with your headset, refer to the following common problems and solutions:

| Problem                         | Possible Cause / Solution   |
|---------------------------------|---|
| Earbuds not pairing with device | <ul style="list-style-type: none"><li>◦ Ensure Bluetooth is enabled on your device.</li><li>◦ Make sure earbuds are charged and in pairing mode.</li><li>◦ Forget the device from your phone's Bluetooth list and try pairing again.</li><li>◦ Restart your device and the earbuds.</li></ul> |
| No sound from one earbud        | <ul style="list-style-type: none"><li>◦ Check if the earbud is properly charged.</li><li>◦ Ensure both earbuds are connected. Try placing them back in the case and taking them out again.</li><li>◦ Reset the earbuds.</li></ul>   |
| Charging case not charging      | <ul style="list-style-type: none"><li>◦ Verify the charging cable is securely connected to both the case and the power source.</li><li>◦ Try a different charging cable or power adapter.</li><li>◦ Clean the charging port on the case.</li></ul>  |

| Problem            | Possible Cause / Solution  |
|--------------------|--|
| Poor audio quality | <ul style="list-style-type: none"><li>◦ Ensure the earbuds are clean and free of debris.</li><li>◦ Move closer to your connected device to avoid interference.</li><li>◦ Check the audio source quality.</li></ul> |

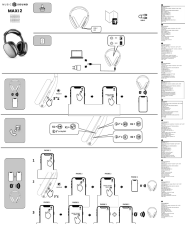

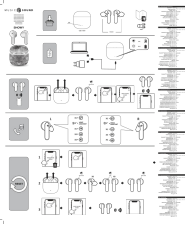
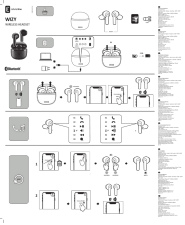
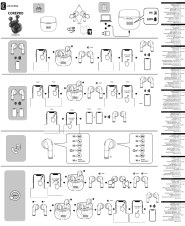
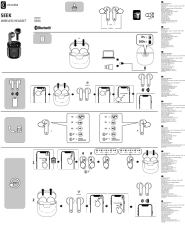
## TECHNICAL SPECIFICATIONS

| Feature                           | Specification                                   |
|-----------------------------------|---|
| Brand                             | Cellularline                                    |
| Model Number                      | 37164   |
| ASIN                              | B08L85WLM5                                      |
| Color                             | White   |
| Ear Placement                     | In-Ear  |
| Form Factor                       | In-Ear  |
| Connectivity Technology           | Wireless  |
| Wireless Communication Technology | Bluetooth                                       |
| Material                          | Artificial Leather                              |
| Specific Product Uses             | Music   |
| Compatible Devices                | Mobile Phones, Laptops, Tablets, Smart Speakers |
| Package Dimensions                | 17.2 x 7.6 x 3.3 cm; 70 Grams                   |
| Country of Origin                 | Germany   |
| Guaranteed Software Updates Until | Unknown   |

## WARRANTY AND SUPPORT

For information regarding product warranty, please refer to the warranty card included in your product packaging or visit the official Cellularline website. Warranty terms and conditions may vary by region and retailer.

Should you require technical support or have questions not covered in this manual, please contact Cellularline customer service through their official support channels. Contact details are typically available on the manufacturer's website or product packaging.

|   |   |
|---|---|
|     | <p><a href="#"><u>Music Sound MAXI 2 Bluetooth Headphones - User Manual &amp; Specifications</u></a></p> <p>Comprehensive guide to the Music Sound MAXI 2 Bluetooth headphones by Cellularline, detailing features, specifications, usage instructions for pairing and multi-device connection, safety warnings, and disposal information. Includes Bluetooth v5, 16-hour battery life, and quick charging.</p> |
|    | <p><a href="#"><u>Cellularline MUSIC SOUND Wireless Stereo Bluetooth Headphones User Manual</u></a></p> <p>This document provides instructions for setting up, using, and maintaining the Cellularline MUSIC SOUND Wireless Stereo Bluetooth Headphones with Charging Case. It includes details on pairing, call handling, audio controls, charging, reset procedures, and technical specifications.</p>        |
|    | <p><a href="#"><u>Music Sound SHOWY Wireless Earbuds - User Manual &amp; Specifications</u></a></p> <p>Comprehensive user manual and technical specifications for the Music Sound SHOWY wireless earbuds, including setup, operation, and safety information.</p>   |
|   | <p><a href="#"><u>Cellularline WIZY Wireless Headset User Guide</u></a></p> <p>Comprehensive user guide for the Cellularline WIZY Wireless Headset, covering setup, technical specifications, usage, safety, and disposal information.</p>  |
|  | <p><a href="#"><u>Cellularline COREPRO Wireless Earbuds User Manual</u></a></p> <p>Comprehensive user guide for the Cellularline COREPRO wireless earbuds, covering setup, pairing, usage, technical specifications, and safety information.</p>  |
|  | <p><a href="#"><u>Cellularline SEEK Wireless Headset - User Manual and Specifications</u></a></p> <p>Comprehensive guide for the Cellularline SEEK Wireless Headset, including setup, usage instructions, technical specifications, safety information, and disposal guidelines.</p>  |