

VOUNOT 4812035031063

VOUNOT 3-Tier Stainless Steel Foldable Clothes Drying Rack User Manual

1. INTRODUCTION

Thank you for choosing the VOUNOT 3-Tier Stainless Steel Foldable Clothes Drying Rack. This product is designed for efficient and convenient drying of laundry both indoors and outdoors. Its robust stainless steel construction and versatile features, including multiple drying levels, foldable shelves, and mobility wheels, make it suitable for various household needs. Please read this manual carefully before assembly and use to ensure proper operation and longevity of your drying rack.

2. SAFETY INSTRUCTIONS

- Read all instructions thoroughly before assembling and using the drying rack.
- Do not exceed the maximum load capacity of 30 kg (66 lbs) to prevent damage or collapse.
- Ensure the drying rack is placed on a stable, level surface before loading clothes to prevent tipping.
- Keep children and pets away from the drying rack during assembly and use to prevent accidents.
- Avoid placing the drying rack near heat sources, open flames, or in strong winds when used outdoors.
- Regularly check all connections and components for tightness and damage. Do not use if any parts are broken or missing.
- Use caution when folding and unfolding the rack to avoid pinching fingers.

3. PACKAGE CONTENTS

Please verify that all components are present before beginning assembly:

- 1 x VOUNOT 3-Tier Stainless Steel Foldable Clothes Drying Rack (main unit)

4. ASSEMBLY AND SETUP

The VOUNOT drying rack is designed for simple assembly. Follow these general steps:

1. **Unpack Components:** Carefully remove all parts from the packaging.
2. **Unfold the Base:** Extend the foldable feet at the bottom of the rack until they lock into position. Ensure the wheels are securely attached and can swivel freely.
3. **Extend Vertical Poles:** Raise the vertical support poles to their full height.
4. **Position Drying Shelves:** The three tiers of drying shelves are pre-attached. Gently unfold each shelf to its horizontal position. Each tier can be individually adjusted or folded down when not in use.
5. **Attach Side Wings:** Extend the two fold-out side wings located at the top of the rack. These are designed for hanging clothes on hangers.
6. **Extend Telescopic Rod:** If desired, extend the telescopic rod at the very top for hanging wider items like bedding or blankets. Adjust its length as needed.

Once assembled, ensure all parts are securely connected and the rack is stable before loading any laundry.



Figure 4.1: Fully assembled VOUNOT 3-Tier Clothes Drying Rack, showcasing its capacity for hanging clothes, towels, and shoes across its multiple levels and side wings.

5. OPERATING INSTRUCTIONS

5.1 Loading Laundry

- **Main Drying Tiers:** Utilize the three main tiers for laying flat items or draping smaller garments. Each tier can be adjusted in height or folded down individually to accommodate different item sizes.
- **Side Wings:** The two fold-out side wings are equipped with slots for clothes hangers, ideal for shirts, dresses, or delicate items that require air drying on hangers. These wings can swivel 360 degrees for optimal positioning.
- **Telescopic Rod:** Extend the top telescopic rod to hang larger items such as bed sheets, blankets, or long towels.
- **Weight Distribution:** Distribute laundry evenly across the rack to maintain stability and prevent tipping. Do not overload any single section.

5.2 Mobility

The drying rack is equipped with 6 swivel castors (wheels) for easy movement. Simply push or pull the rack to relocate it. The wheels can rotate 360 degrees, allowing for smooth maneuverability.


5.3 Folding for Storage

To store the drying rack compactly:

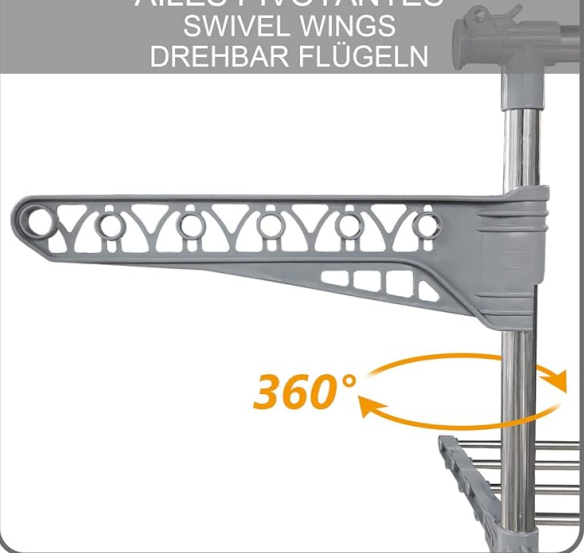
1. Remove all laundry from the rack.
2. Fold down each of the three drying tiers individually.
3. Retract the telescopic rod and fold in the side wings.
4. Fold the feet inwards (90 degrees) to reduce the rack's footprint.

The folded dimensions are approximately 84 x 152 x 15 cm, allowing for storage in a corner or closet.


TÉLESCOPIQUE DE 84 À 170 CM
TELESCOPIC FROM 84 TO 170 CM
AUSZIEHBARE STANGE VON 84 BIS 170 CM



AILES PIVOTANTES
SWIVEL WINGS
DREHBAR FLÜGELN



PIEDS PLIANTS
FOLDING FEET
FALTENDE FÜSSE



ROUES FLEXIBLES ET SOLIDES
FLEXIBLE AND SOLID WHEELS
FLEXIBLE UND STARKE ROLLEN



Figure 5.1: This composite image illustrates key functional components of the drying rack, including the extendable telescopic rod, 360-degree swivel wings for hangers, 90-degree folding feet for compact storage, and flexible 360-degree rotating wheels for easy mobility.



Figure 5.2: This composite image offers detailed views of the drying rack's functionality, showing clothes hanging on the side wings, towels draped over the drying bars, and various items such as shoes and a hat placed on the adjustable shelves.

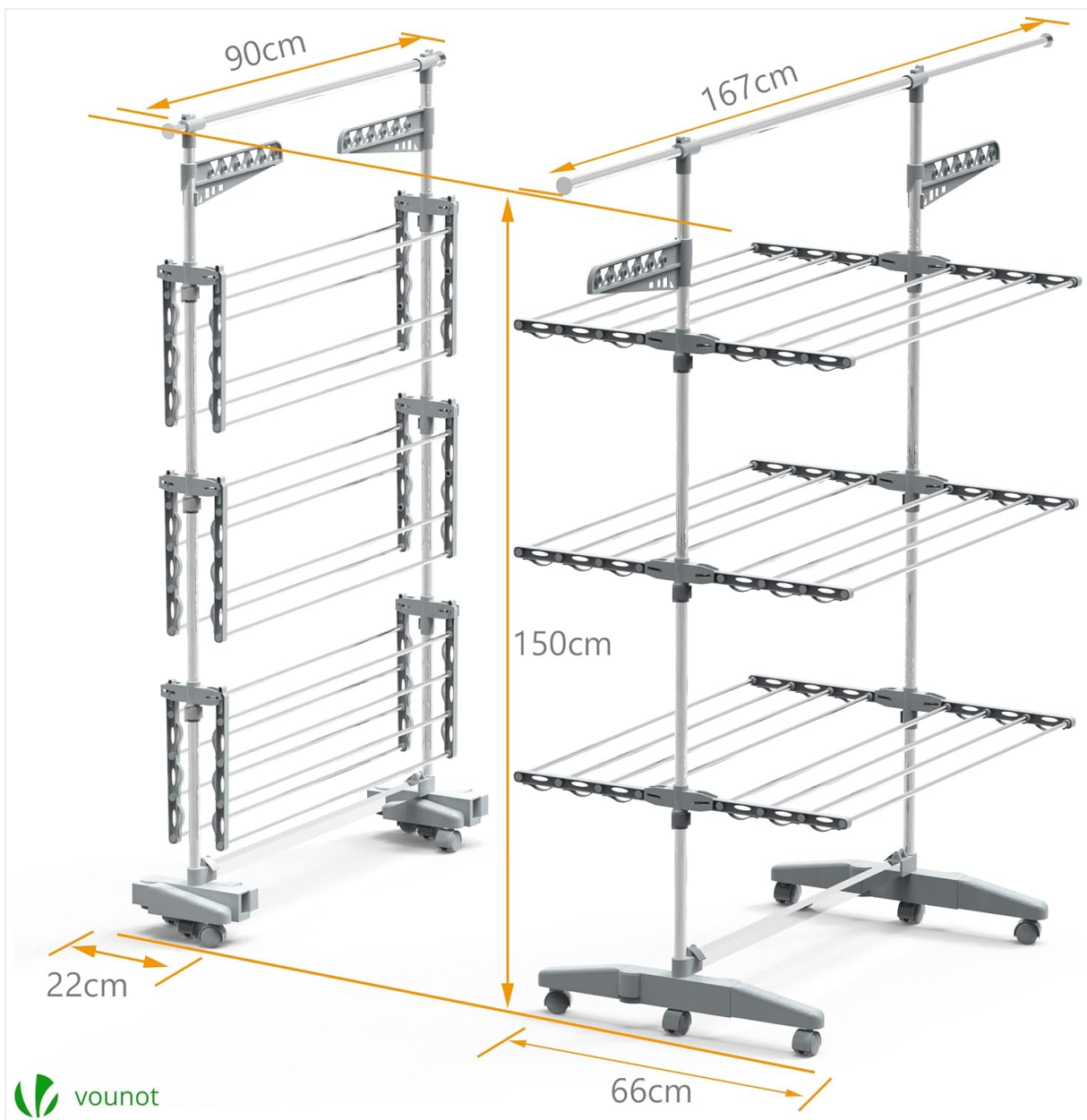


Figure 5.3: This diagram provides a clear visual representation of the drying rack's dimensions, illustrating its compact size when folded and its expanded dimensions when fully set up.

6. MAINTENANCE

- **Cleaning:** Wipe the drying rack with a damp cloth and mild detergent as needed. Avoid abrasive cleaners or harsh chemicals that could damage the stainless steel or plastic components.
- **Rust Resistance:** The rack is made of stainless steel, offering good resistance to rust. However, prolonged exposure to extreme moisture or corrosive substances may affect its finish. Dry the rack thoroughly after outdoor use or exposure to rain.
- **Storage:** When not in use, fold the rack and store it in a dry, protected area to prolong its lifespan.






 <p>NOTRE MODÈLE OUR MODEL UNSER MODELL</p>	 <p>AUTRES OTHERS ANDERE</p>
<p>RÉSISTANT À LA ROUILLE RUST RESISTANT ROST RESISTENT</p>  <p>TROIS ROUES PLIABLES THREE FOLDABLE WHEELS DREI FOLDABLE RÄDER</p> 	<p>FACILE À ROUILLER EASY TO RUST LEICHT ZU ROSTEN</p>  <p>DEUX ROUES INFLEXIBLES TWO INFLEXIBLE WHEELS ZWEI INFLEXIBLE RÄDER</p>

Figure 6.1: This image provides a comparative view, demonstrating the superior rust resistance of the VOUNOT model's stainless steel material.

7. TROUBLESHOOTING

- **Rack is unstable:** Ensure all foldable feet are fully extended and locked. Verify that laundry is distributed evenly and the maximum load capacity is not exceeded. Check that all connections are secure.
- **Difficulty folding/unfolding:** Ensure no parts are obstructed. Apply gentle, even pressure. If a part feels stuck, inspect for debris or misalignment. Do not force components.
- **Wheels not rolling smoothly:** Check for any lint, hair, or debris caught in the wheel mechanisms. Clean as necessary. Ensure the wheels are properly attached.

8. SPECIFICATIONS

Brand:	VOUNOT
Model Number:	4812035031063
Material:	Stainless Steel, Plastic

Unfolded Dimensions (L x W x H):	170 cm x 66 cm x 152 cm (approx. 67 in x 26 in x 60 in)
Folded Dimensions (L x W x H):	84 cm x 15 cm x 152 cm (approx. 33 in x 6 in x 60 in)
Item Weight:	5 kg (11 lbs)
Maximum Load Capacity:	30 kg (66 lbs)
Drying Length:	Approx. 23 meters (75.5 feet)
Features:	3 Tiers, Foldable Shelves, 2 Side Wings, Extendable Telescopic Rod, 6 Swivel Castors

9. WARRANTY AND SUPPORT

For information regarding warranty coverage, product support, or to inquire about replacement parts, please contact VOUNOT customer service through the retailer where the product was purchased or visit the official VOUNOT website. Please have your model number (4812035031063) and purchase details ready when contacting support.