

BOYI fdhfgh-18

BOYI 60% Mechanical Gaming Keyboard User Manual

Model: fdhfgh-18

1. INTRODUCTION

This manual provides comprehensive instructions for the setup, operation, maintenance, and troubleshooting of your BOYI 60% Mechanical Gaming Keyboard. This compact keyboard features RGB backlighting, durable PBT keycaps, and Cherry MX Brown switches, designed for both gaming and general use.



Image 1.1: Top-down view of the BOYI 60% Mechanical Gaming Keyboard, showcasing its compact layout and colorful keycaps.

2. PACKAGE CONTENTS

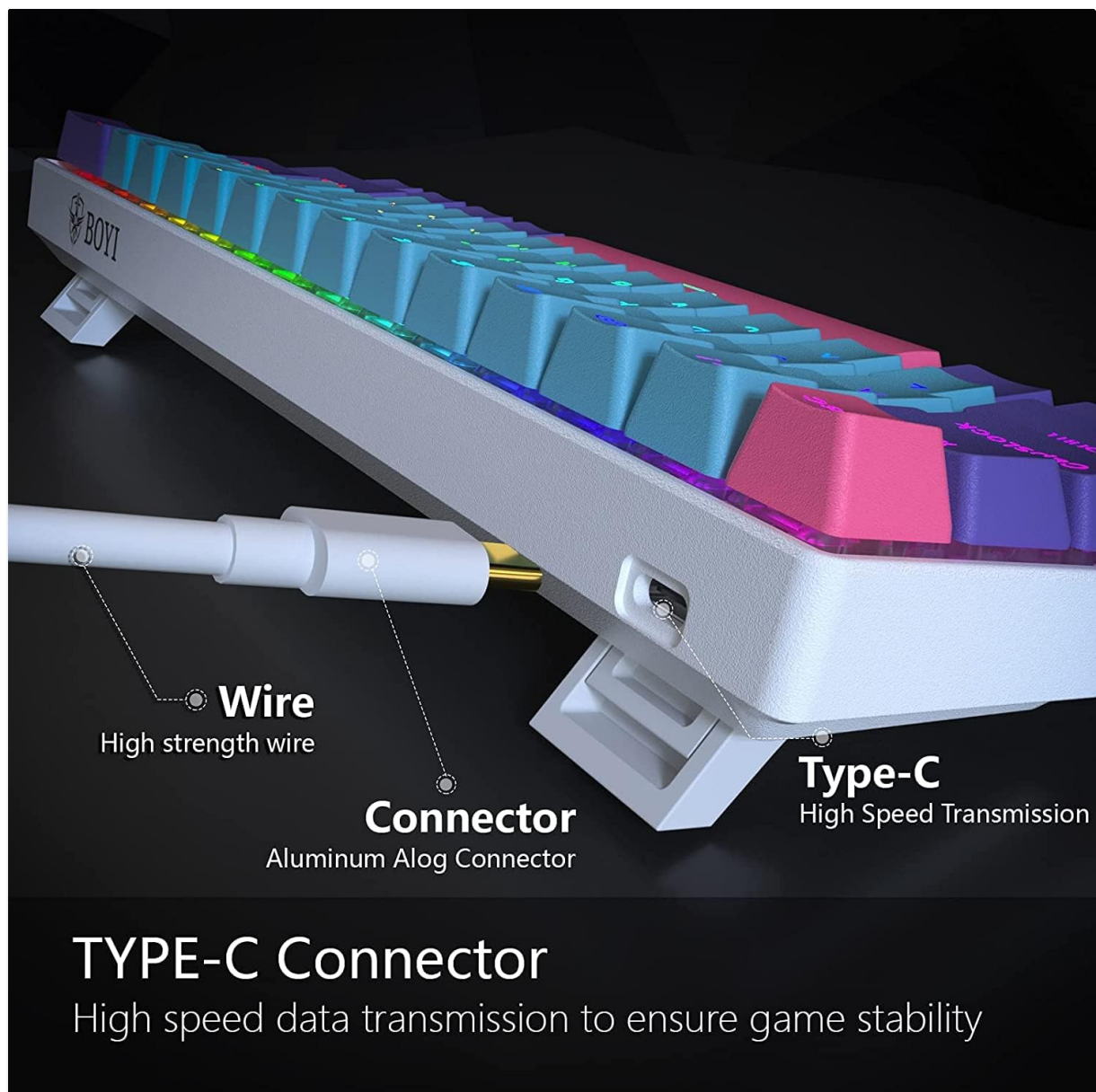
Ensure all items are present in the package:

- BOYI 60% Mechanical Gaming Keyboard
- USB-C Cable
- Keycap Puller

3. SETUP

3.1 Connecting the Keyboard

Connect the provided USB-C cable to the port on the keyboard and the other end to an available USB port on your computer. The keyboard is designed for wired connectivity to ensure stable performance.



TYPE-C Connector

High speed data transmission to ensure game stability

Image 3.1: Detail of the Type-C connector on the keyboard, highlighting its robust design for high-speed data transmission.

3.2 Adjusting Keyboard Angle

The keyboard features adjustable feet on the underside to customize the typing angle for ergonomic comfort. Flip out the feet to raise the keyboard or keep them folded for a flatter profile.



Image 3.2: Side view of the keyboard with its adjustable feet extended, providing an elevated typing angle.

3.3 Compatibility

The keyboard is compatible with PC systems. For specific operating system compatibility, refer to your system's peripheral support documentation.

4. OPERATING INSTRUCTIONS

4.1 RGB Lighting Control

The keyboard features customizable RGB backlighting. To cycle through different lighting modes, press the **Fn + Alt + T Right Key** combination. Experiment with various patterns and effects to personalize your experience.



Image 4.1: The keyboard illuminated with vibrant RGB backlighting, showcasing various color patterns.

4.2 Function Keys and NKRO

The 60% layout utilizes function key combinations (Fn key) to access secondary functions typically found on a full-sized keyboard. This keyboard supports N-Key Rollover (NKRO), ensuring that every key press is registered accurately, even when multiple keys are pressed simultaneously.

4.3 Product Overview Video

Video 4.1: An official product video from BOYI Keyboard, demonstrating the RGB lighting and compact design of the 61-key mini keyboard.

4.4 Features Demonstration Video

Video 4.2: An official product video from BOYI Keyboard, showcasing various features and the overall aesthetic of the Joker-color 61-key mini keyboard.

5. MAINTENANCE

5.1 Cleaning and Keycap Replacement

To clean the keyboard, disconnect it from your computer. Use a soft, dry cloth to wipe the surface. For deeper cleaning or keycap replacement, use the included keycap puller to carefully remove keycaps. The PBT keycaps are designed for durability and wear resistance.

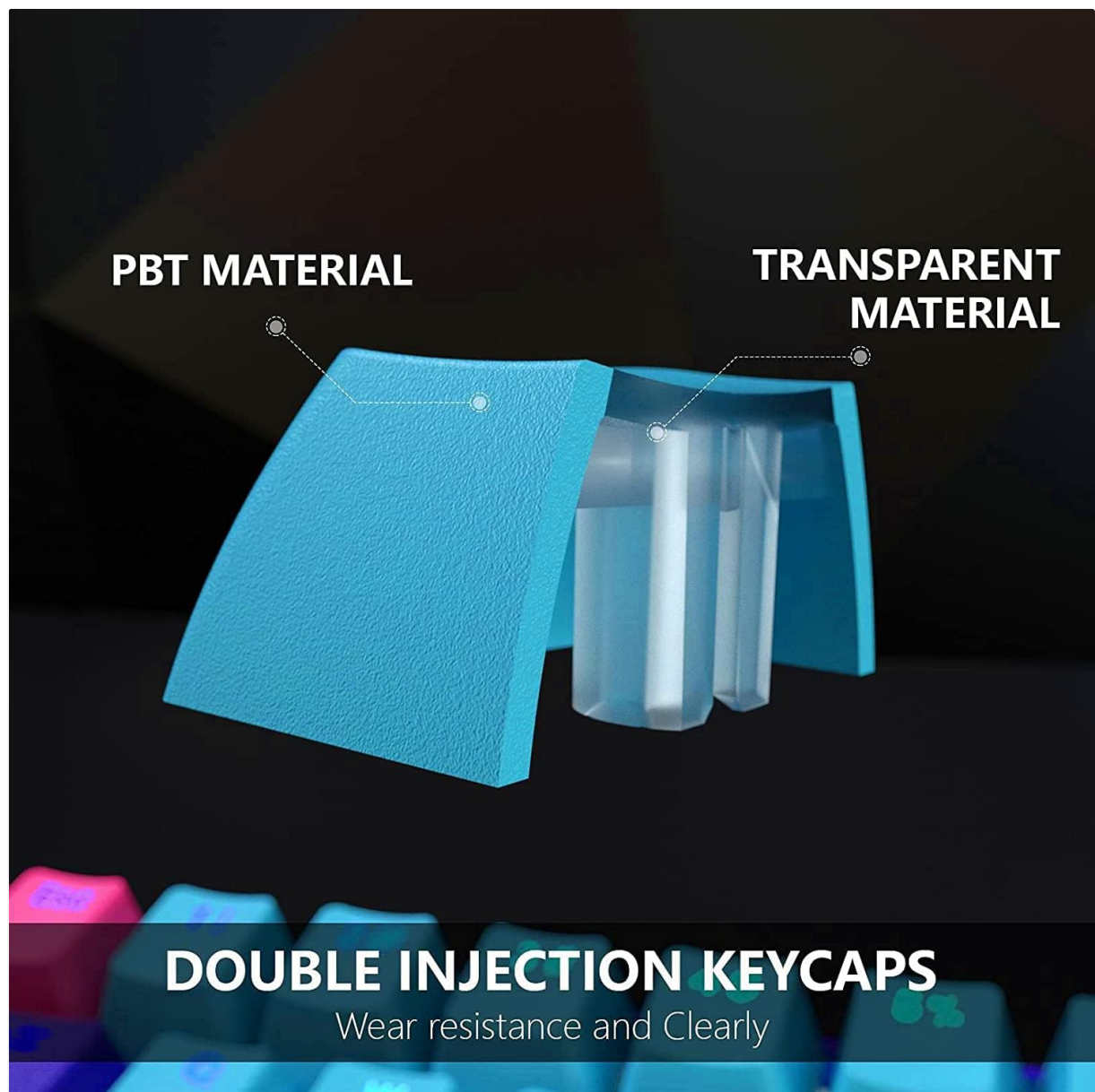


Image 5.1: A diagram explaining the construction of PBT double injection keycaps, highlighting their material and transparent inner layer.

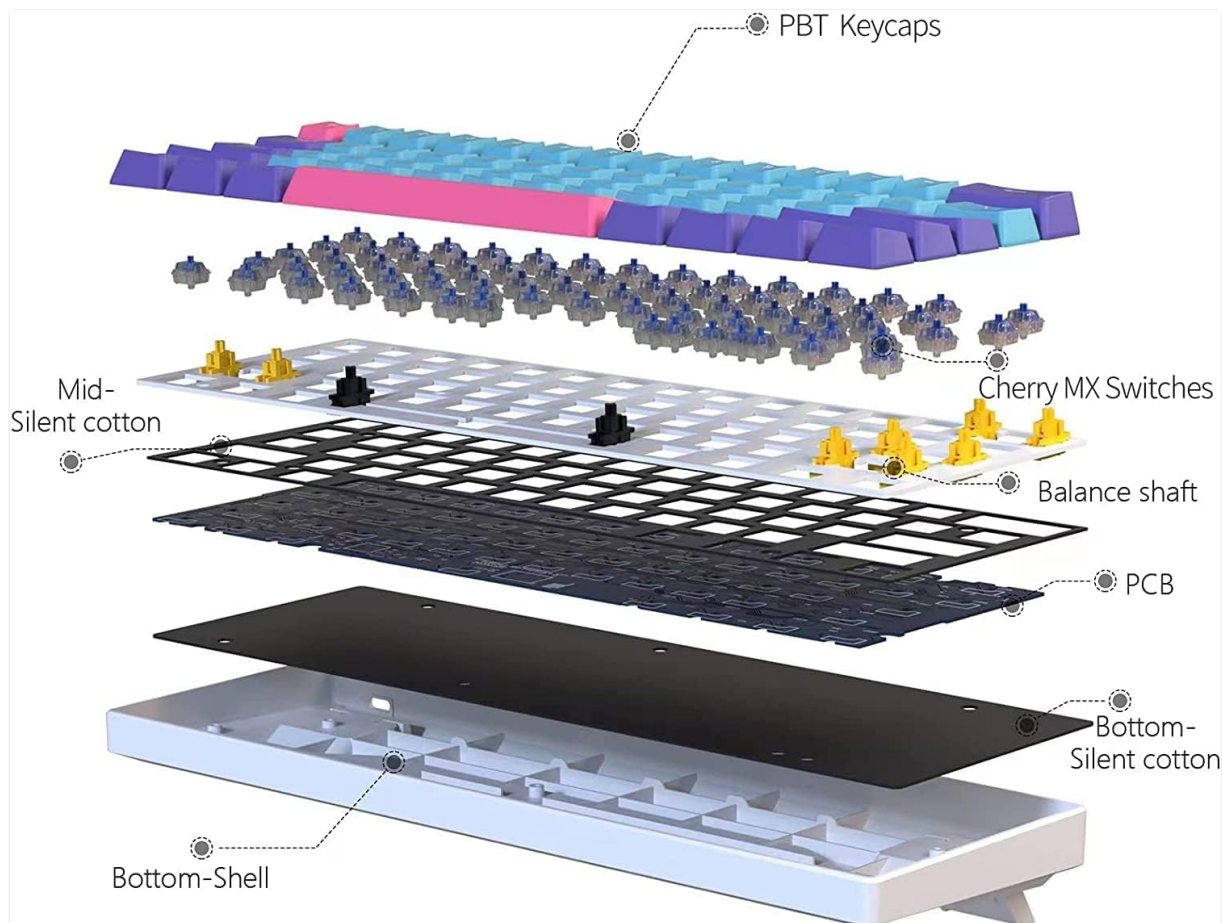


Image 5.2: An exploded view diagram showing the internal components of the keyboard, including PBT keycaps, Cherry MX switches, and silent cotton layers.

6. TROUBLESHOOTING

6.1 Common Issues

- **Keyboard not responding:** Ensure the USB-C cable is securely connected to both the keyboard and the computer. Try a different USB port.
- **RGB lighting not working:** Verify the keyboard is powered on. Use the Fn + Alt + T Right Key combination to cycle through lighting modes or ensure it's not set to an 'off' mode.
- **Keys sticking or not registering:** Clean around the affected keycap. If the issue persists, carefully remove the keycap and inspect the switch for any obstructions.

7. SPECIFICATIONS

Feature	Detail
Model Number	fdhfgH-18
Connectivity Technology	USB-C
Keyboard Description	Mechanical
Special Feature	Waterproof
Keyboard Backlighting	RGB
Material	Polybutylene Terephthalate (PBT)
Item Weight	2.18 pounds

Package Dimensions	12.8 x 6.89 x 1.93 inches
Compatible Devices	PC

8. WARRANTY AND SUPPORT

For warranty information or technical support, please refer to the official BOYI website or contact customer service through your purchase platform. Keep your proof of purchase for any warranty claims.