

COMSOON J22

COMSOON Bluetooth Receiver J22 User Manual

Model: J22

INTRODUCTION

Thank you for choosing the COMSOON Bluetooth Receiver J22. This device is designed to bring wireless audio capabilities to your non-Bluetooth car audio systems, home stereos, speakers, and wired headphones via a 3.5mm AUX adapter. Equipped with Bluetooth 5.0 technology, it ensures stable connection, fast transmission, and a wide signal range. Enjoy crystal-clear music and hands-free calls with intelligent noise reduction technology.

WHAT'S IN THE BOX

- 1 x COMSOON Bluetooth AUX Car Adapter
- 1 x 3.5mm Male to Male Connector
- 1 x 3.5mm AUX Cord
- 1 x Type-C Charging Cable
- 1 x User Manual

PRODUCT OVERVIEW

The COMSOON Bluetooth Receiver J22 features a compact design with intuitive controls for seamless audio streaming and call management.

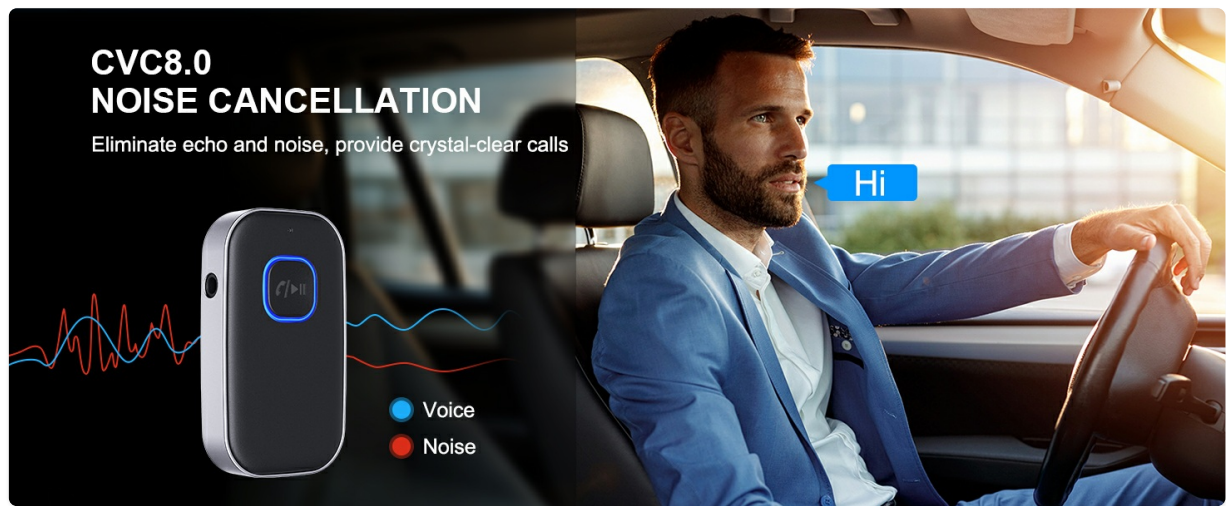


Figure 1: COMSOON Bluetooth Receiver J22 with labeled components.

- **Multifunction Button (MFB):** Used for power on/off, play/pause, answer/end/reject calls.
- **Volume Up / Next Track Button:** Short press for volume up, long press for next track.
- **Volume Down / Previous Track Button:** Short press for volume down, long press for previous track.
- **Built-in Microphone:** For hands-free calling.
- **3.5mm AUX Port:** For connecting to audio devices.
- **Type-C Charging Port:** For charging the device.

SETUP GUIDE

Follow these steps to set up your COMSOON Bluetooth Receiver J22:

1. **Charge the Device:** Before first use, fully charge the receiver using the provided Type-C charging cable. Connect the Type-C end to the receiver's charging port and the USB-A end to a power source (e.g., car charger, USB wall adapter). The device takes approximately 2.5 hours to fully charge. You can use the device while it is charging.
2. **Power On:** Press and hold the Multifunction Button (MFB) for 3 seconds until the indicator light flashes.
3. **Connect to Audio Device:** Plug the 3.5mm AUX connector (either the male-to-male connector or the AUX cord) into the receiver's 3.5mm AUX port and then into your car's AUX input, home stereo, speaker, or wired headphones.
4. **Pair with Your Phone:**
 - Turn on Bluetooth on your smartphone or other Bluetooth-enabled device.
 - Search for Bluetooth devices and select "J22" from the list.
 - Once paired, the indicator light will turn solid blue, and you will hear a voice prompt indicating successful connection.
5. **Enjoy Wireless Audio:** You are now ready to stream music or make hands-free calls through your connected audio system.



ADD BLUETOOTH 5.3 TO WIRED HEADSETS

New life for your old headphones

Figure 2: Quick Setup Steps.

BLUETOOTH 5.3 & CONNECTION STABLE



Fast
Transmission



Steady
Pairing



Wide Signal
Range (33 feet)



Note: If not paired or not used for more than 5 minutes,
it will automatically switch off.

Figure 3: Bluetooth 5.3 ensures stable and wide-range connection.

OPERATING INSTRUCTIONS

Music Playback

- **Play/Pause:** Short press the Multifunction Button (MFB).
- **Next Track:** Long press the Volume Up / Next Track button.
- **Previous Track:** Long press the Volume Down / Previous Track button.
- **Volume Adjustment:** Short press the Volume Up or Volume Down buttons.

Hands-Free Calling

The built-in microphone and CVC8.0 Noise Cancellation technology provide clear call quality.



Figure 4: Hands-free calling and navigation for safe driving.

- **Answer Call:** Short press the Multifunction Button (MFB).
- **End Call:** Short press the Multifunction Button (MFB) during a call.
- **Reject Call:** Long press the Multifunction Button (MFB) for 2 seconds.
- **Redial Last Number:** Double press the Multifunction Button (MFB).

Dual Connection

The receiver can be paired with two devices simultaneously, allowing you to switch between music and calls seamlessly.

LONG BATTERY LIFE



2.5 Hours
Fast Charging



16 Hours
Music / Calling



Use While
Charging



Figure 5: Dual connection allows pairing with two devices simultaneously.

Voice Navigation

The Bluetooth audio adapter supports broadcasting voice notifications from existing navigation apps on your phone, ensuring you stay focused on the road.

MAINTENANCE

To ensure the longevity and optimal performance of your COMSOON Bluetooth Receiver J22, please follow these maintenance guidelines:

- **Charging:** Recharge the device when the battery is low. The working time is up to 16 hours for calls or

music playback.

- **Cleaning:** Use a soft, dry cloth to clean the device. Avoid using harsh chemicals or abrasive materials.
- **Storage:** Store the device in a cool, dry place away from direct sunlight and extreme temperatures.
- **Handling:** Avoid dropping or subjecting the device to strong impacts.



Figure 6: Long battery life for extended use.

TROUBLESHOOTING

If you encounter issues with your COMSOON Bluetooth Receiver J22, refer to the following common problems and solutions:

Problem	Possible Cause / Solution
Device does not power on.	Battery is depleted. Charge the device for at least 10 seconds to see if the red light appears, then continue charging until full.
Cannot pair with phone.	Ensure the receiver is in pairing mode (flashing indicator light). Turn off and on Bluetooth on your phone. Make sure the receiver is not connected to another device.
No audio or poor sound quality.	Check if the 3.5mm AUX connection is secure. Ensure the volume on both the receiver and your connected device is turned up. If using in a car, some users report minor feedback when both AUX and USB are plugged in simultaneously; try disconnecting the charging cable if not needed for immediate use.
Device automatically switches off.	If not paired or not used for more than 5 minutes, the device will automatically switch off to save battery. Power it on again.
Cannot connect to Bluetooth headphones.	This device is designed to convert wired headphones to wireless, not to pair with Bluetooth headphones.

SPECIFICATIONS

Feature	Detail
Model Number	J22
Product Dimensions	0.79 x 0.79 x 0.79 inches
Item Weight	2.29 ounces
Connectivity Technology	Bluetooth 5.0
Power Source	DC (Type-C Charging)
Battery Life (Music/Call)	Up to 16 hours
Charging Time	Approx. 2.5 hours
Noise Cancellation	CVC8.0 Noise Cancellation, Digital Signal Processor (DSP)
Material	Plastic

SAFETY INFORMATION

For safe use of this COMSOON Bluetooth Receiver, follow these guidelines:

1. Do not dispose of batteries in fire.
2. Avoid short-circuiting battery terminals.
3. Use the device in appropriate temperature and humidity conditions to prevent damage.
4. Ensure proper handling and disposal of the device and its components according to local regulations.

5. This device may cause interference with other wireless devices. If experiencing issues, consult the user manual or contact the manufacturer.







WARRANTY AND SUPPORT

COMSOON is committed to providing high-quality products and excellent after-sales service. For any questions, technical support, or warranty inquiries regarding your COMSOON Bluetooth Receiver J22, please visit the official COMSOON Brand Store on Amazon:

[Visit the COMSOON Brand Store](#)

You may also refer to the digital User Manual (PDF) available on the product page for additional details.

Related Documents - J22

	<p>J22 Bluetooth Receiver User Manual - COMSOON</p> <p>Comprehensive user manual for the COMSOON J22 Bluetooth Receiver, detailing features, specifications, pairing instructions, operations, troubleshooting, and compliance information for wireless audio connectivity.</p>
	<p>Comsoon J22 Bluetooth Receiver User Manual</p> <p>User manual for the Comsoon J22 Bluetooth Receiver, detailing features, specifications, pairing instructions, operations, troubleshooting, and compliance information for wireless audio connectivity.</p>
	<p>Comsoon J25 Bluetooth Receiver: User Manual and Features</p> <p>Comprehensive user manual for the Comsoon J25 Bluetooth Receiver, covering features, specifications, pairing, operations, troubleshooting, FCC compliance, and proper disposal.</p>
	<p>J22 Bluetooth Receiver User Manual - Features, Pairing, and Operation Guide</p> <p>Comprehensive user manual for the J22 Bluetooth Receiver. Learn about its features, technical specifications, how to pair with devices, operate functions, troubleshoot issues, and dispose of it responsibly.</p>
	<p>COMSOON Digital Meat Thermometer Cooking Guide</p> <p>A guide to using the COMSOON Digital Meat Thermometer for various cooking applications, including recommended temperatures for pork ribs, beef briskets, and casseroles.</p>
	<p>Comsoon T25 Car Bluetooth FM Transmitter User Manual</p> <p>User manual for the Comsoon T25 Car Bluetooth FM Transmitter, detailing features, specifications, product diagram, operating instructions for Bluetooth and media playback, FCC statement, and proper disposal guidelines.</p>

