

## Winsome 10633

# Winsome Halifax 3-Section Mobile Cabinet with 5 Drawers, White

MODEL: 10633

## Introduction

Thank you for choosing the Winsome Halifax 3-Section Mobile Cabinet. This instruction manual provides essential information for the assembly, operation, and maintenance of your new storage unit. Please read this manual thoroughly before beginning assembly or use to ensure proper function and longevity of the product.

## Safety Information

**Proposition 65 Warning:** This product may contain chemicals known to the State of California to cause cancer and birth defects or other reproductive harm. For more information, please visit [www.P65Warnings.ca.gov](http://www.P65Warnings.ca.gov).

Always ensure the cabinet is placed on a stable, level surface. Use the locking wheels to secure the cabinet in place when not in motion. Do not exceed the stated weight capacities for the top surface or individual drawers/cabinet sections.

## Package Contents

Your Winsome Halifax cabinet package should include all necessary components for assembly. Please verify all parts are present before beginning. A detailed list of parts and hardware is included with your product's assembly instructions.

- Cabinet panels (top, bottom, sides, back, dividers)
- Drawer fronts, sides, and bottoms
- Cabinet door
- Drawer slides and hinges
- 5 wheels (2 locking)
- Assembly hardware (screws, dowels, cam locks, etc.)

- Assembly instructions manual

## Assembly Instructions

Assembly is required for this product. Please follow the step-by-step instructions provided in the included manual carefully. It is recommended to take your time and pay close attention to the orientation of parts, especially when installing drawer slides and cam locks. Some reviews suggest that the manual may cover multiple models, so ensure you are following the correct steps for your specific unit.

### Recommended Tools:

- Small head Phillips screwdriver
- Flat head screwdriver
- Hammer (for dowels)
- Power driver (use gently and avoid over-tightening screws)

Ensure all screws are accounted for before and during assembly, as extra hardware is typically not provided. If you encounter any difficulties, refer to the detailed diagrams in your assembly guide.

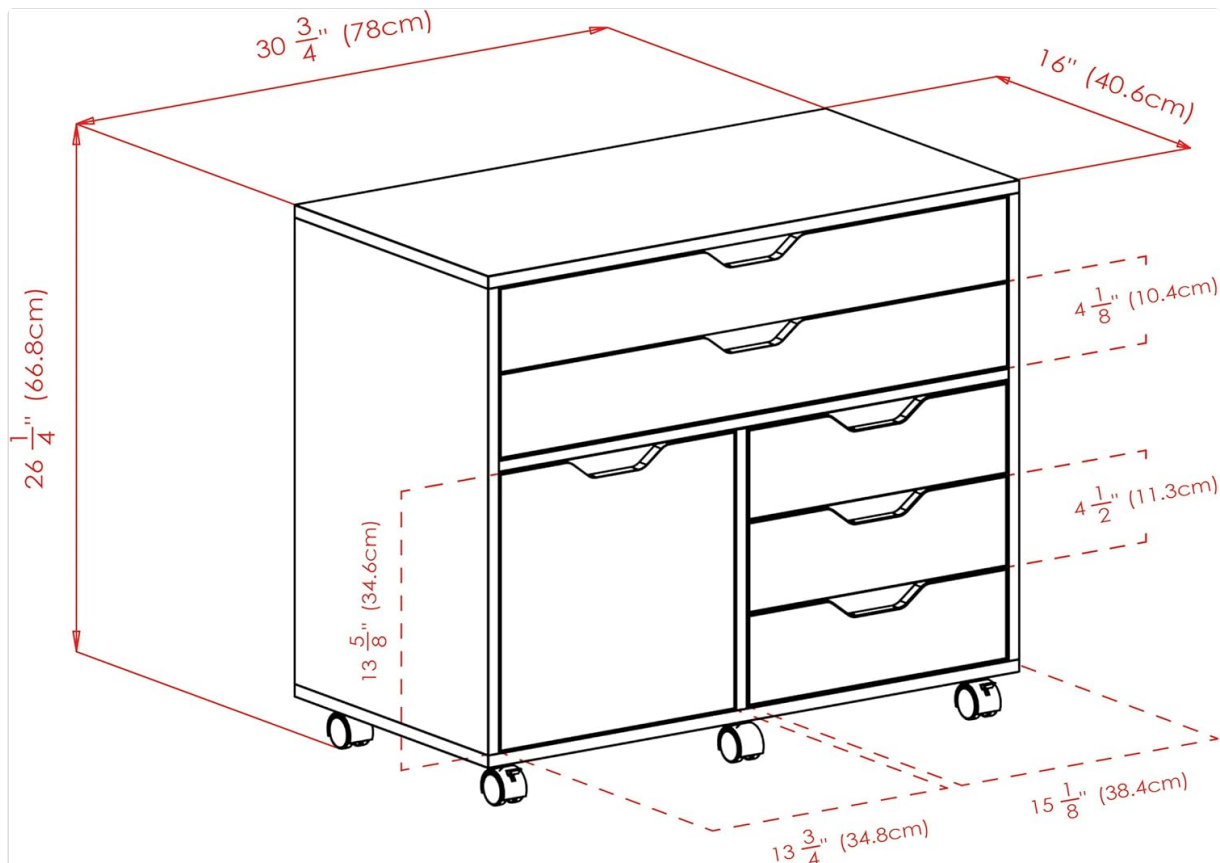


Figure 1: Cabinet Dimensions Diagram. This diagram illustrates the overall dimensions of the cabinet, including width, depth, and height, along with internal measurements for drawers and the cabinet section.

## Features

- **Storage Configuration:** Features two wide upper drawers, three lower drawers, and a side cabinet with a door.
- **Easy Access:** Cut-out handles on all drawers and the cabinet door for convenient opening.
- **Mobility:** Equipped with 5 wheels, two of which are lockable, allowing for easy movement and secure placement.
- **Design:** Clean, simple design in a white finish to complement various decors.



Figure 2: Front View of the Cabinet. This image displays the front of the white mobile cabinet, highlighting its two wide drawers, three smaller drawers, and the side cabinet door.



Figure 3: Ergonomic Handles and Locking Wheels. This image provides a closer look at the integrated cut-out handles on the drawers and the functional locking wheels for stability.

## Usage

This mobile cabinet is designed for versatile storage in various settings such as living rooms, home offices, craft rooms, or bedrooms. The drawers are ideal for organizing smaller items, while the side cabinet can accommodate taller objects like boots or backpacks. The smooth-gliding drawers and hinged door ensure easy access to your stored items.



*Figure 4: Open Cabinet and Drawers. This view shows the cabinet with its door open and several drawers pulled out, demonstrating the available storage compartments.*



Figure 5: Halifax Collection Configurations. This image illustrates various configurations of the Halifax cabinet series, showcasing how different units can be combined for expanded storage solutions.

Your browser does not support the video tag.

Video 1: Cabinet Features Overview. This video, provided by Winsome Trading, Inc., demonstrates the various features of the Halifax cabinet, including drawer operation and overall design.

## Maintenance

To maintain the appearance and longevity of your cabinet, wipe it with a dry cloth. Avoid using harsh chemicals or abrasive cleaners, as these may damage the finish.

## Troubleshooting

If you encounter any issues during assembly or use, please refer to the detailed assembly instructions included with your product. Ensure all hardware is correctly installed and tightened. For persistent issues, please contact customer support.

## Specifications

|            |         |
|------------|---------|
| Brand      | Winsome |
| Model Name | Halifax |

|                             |                               |
|-----------------------------|-------------------------------|
| Color                       | White                         |
| Product Dimensions          | 15.98"D x 30.71"W x 26.3"H    |
| Item Weight                 | 63.9 Pounds                   |
| Material                    | Engineered Wood               |
| Weight Limit (Top)          | 35 lbs                        |
| Weight Limit (Large Drawer) | 15 lbs                        |
| Weight Limit (Small Drawer) | 12 lbs                        |
| Weight Limit (Cabinet)      | 25 lbs                        |
| Assembly Required           | Yes                           |
| Special Feature             | Wheeled (5 wheels, 2 locking) |










Figure 6: Weight Capacity Guide. This diagram visually represents the maximum static weight capacities for the cabinet's top surface, large drawers, small drawers, and the internal cabinet section.

### Warranty and Support

Please refer to the product description or store page for specific warranty information. For replacement parts, requests can be submitted directly to the manufacturer within 60 days from the date of purchase. If you receive a damaged or defective item, please contact Amazon or Winsome's support team for assistance.

Winsome Trading Inc. has been crafting furniture solutions since 1977, offering timeless and functional pieces. Each product is designed with customer needs in mind and routinely tested by their quality control team.

Related Documents - 10633

|   |  |
|---|--|
|    | <p><a href="#">Winsome Wood Halifax Cabinet 10519: User Manual &amp; Assembly Guide</a></p> <p>Comprehensive user manual and assembly instructions for the Winsome Wood Halifax Cabinet (Item 10519). This guide provides a detailed parts list, step-by-step assembly procedures, and care instructions for your 5-drawer white cabinet.</p>  |
|    | <p><a href="#">Winsome 10792 R3 Cabinet Assembly Instructions</a></p> <p>Comprehensive assembly guide for the Winsome 10792 R3 7-Drawer Cabinet, detailing parts, tools, and step-by-step instructions for building the furniture.</p>   |
|    | <p><a href="#">Winsome 94138 Entertainment Cart Assembly Instructions</a></p> <p>Official assembly instructions for the Winsome 94138 Entertainment Cart, including a parts list, step-by-step assembly diagrams, and care instructions. This guide is provided by Winsome Trading, Inc. and is available in English, French, and Spanish.</p> |
|   | <p><a href="#">Winsome 10519 R3 Cabinet Assembly Instructions</a></p> <p>Detailed assembly instructions for the Winsome 10519 R3 Cabinet, including parts list, care instructions, and step-by-step guidance for building the unit.</p>  |
|  | <p><a href="#">Winsome 92514 R1 Storage Shelf Assembly Instructions</a></p> <p>Assembly instructions for the Winsome 92514 R1 Storage Shelf, including parts list and care instructions.</p>   |
|  | <p><a href="#">Winsome 94339 R2 Secretary Desk Assembly Instructions</a></p> <p>Detailed assembly instructions for the Winsome 94339 R2 Secretary Desk, including parts list, hardware list, and step-by-step guidance for assembly.</p>   |