

SBS MHTWSSTYLEBTB

SBS Music Hero Wireless Bluetooth Earphones User Manual

Model: MHTWSSTYLEBTB

INTRODUCTION

Thank you for choosing the SBS Music Hero Wireless Bluetooth Earphones. This manual provides essential information for the proper setup, operation, and maintenance of your device. Please read it carefully before use.





Image: The SBS Music Hero Wireless Bluetooth Earphones, shown in their light blue charging case. The earbuds are partially visible, indicating their in-ear design.

PACKAGE CONTENTS

- SBS Music Hero Wireless Bluetooth Earphones
- Charging Case
- Ear tips/earpads
- USB Charging Cable
- User Manual



Image: A close-up view of the two individual SBS Music Hero wireless earphones, highlighting their design and earbud shape.

SETUP GUIDE

1. Charging the Earphones and Case

Before first use, fully charge the earphones and the charging case.

1. Connect the Micro-USB charging cable to the charging port on the bottom of the case.
2. Connect the other end of the cable to a USB power source (e.g., computer, wall adapter).
3. The LED indicator on the case will illuminate during charging and turn off when fully charged.
4. Place the earphones into the charging case. The earphones will begin charging automatically.

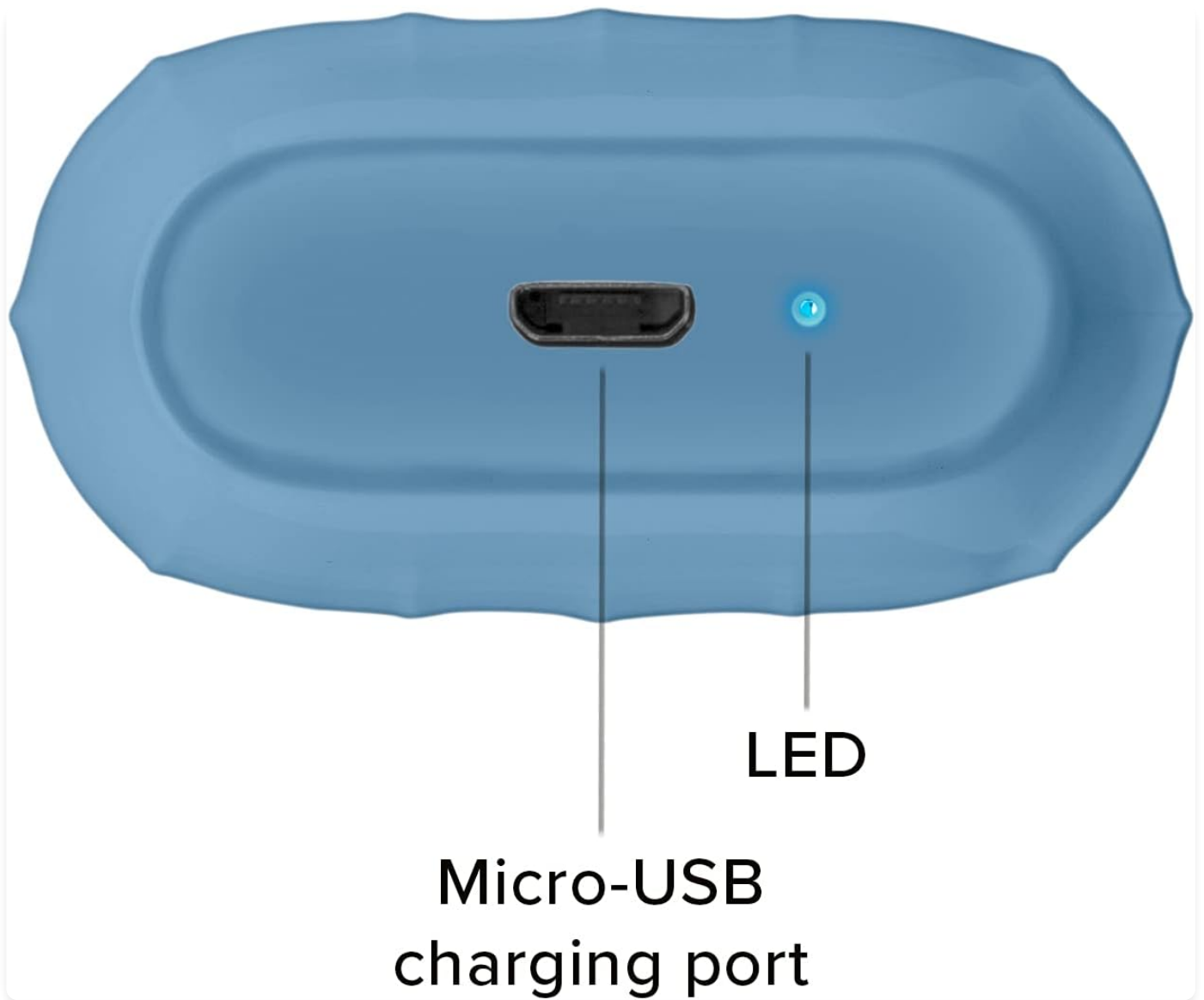


Image: The bottom of the earphone charging case, showing the Micro-USB charging port and an LED indicator light.

A full charge for the case and earphones typically takes approximately 1 hour. The earphones provide about 2-3 hours of play time on a single charge, with the case offering additional charges for up to 24 hours of standby time.



2-3 HOURS PLAY TIME	24 HOURS STAND-BY TIME	1 HOUR CHARGE TIME
-------------------------------	----------------------------------	------------------------------

Image: The open charging case, illustrating the estimated battery life: 2-3 hours play time, 24 hours standby time, and 1 hour charge time.

2. Pairing with a Bluetooth Device

The earphones use Bluetooth technology for wireless connection.

1. Ensure the earphones are charged.
2. Open the charging case and remove both earphones. They will automatically enter pairing mode. The LED on one earphone will flash, indicating it's ready to pair.
3. On your device (smartphone, tablet, laptop), enable Bluetooth and search for new devices.
4. Select "SBS Music Hero" or a similar name from the list of available devices.
5. Once connected, the LED indicator on the earphone will stop flashing and remain solid or turn off, depending on the model.

If pairing fails, place the earphones back into the case, close it, and then repeat the steps.

OPERATING INSTRUCTIONS

The earphones feature a multifunction button for controlling various functions.

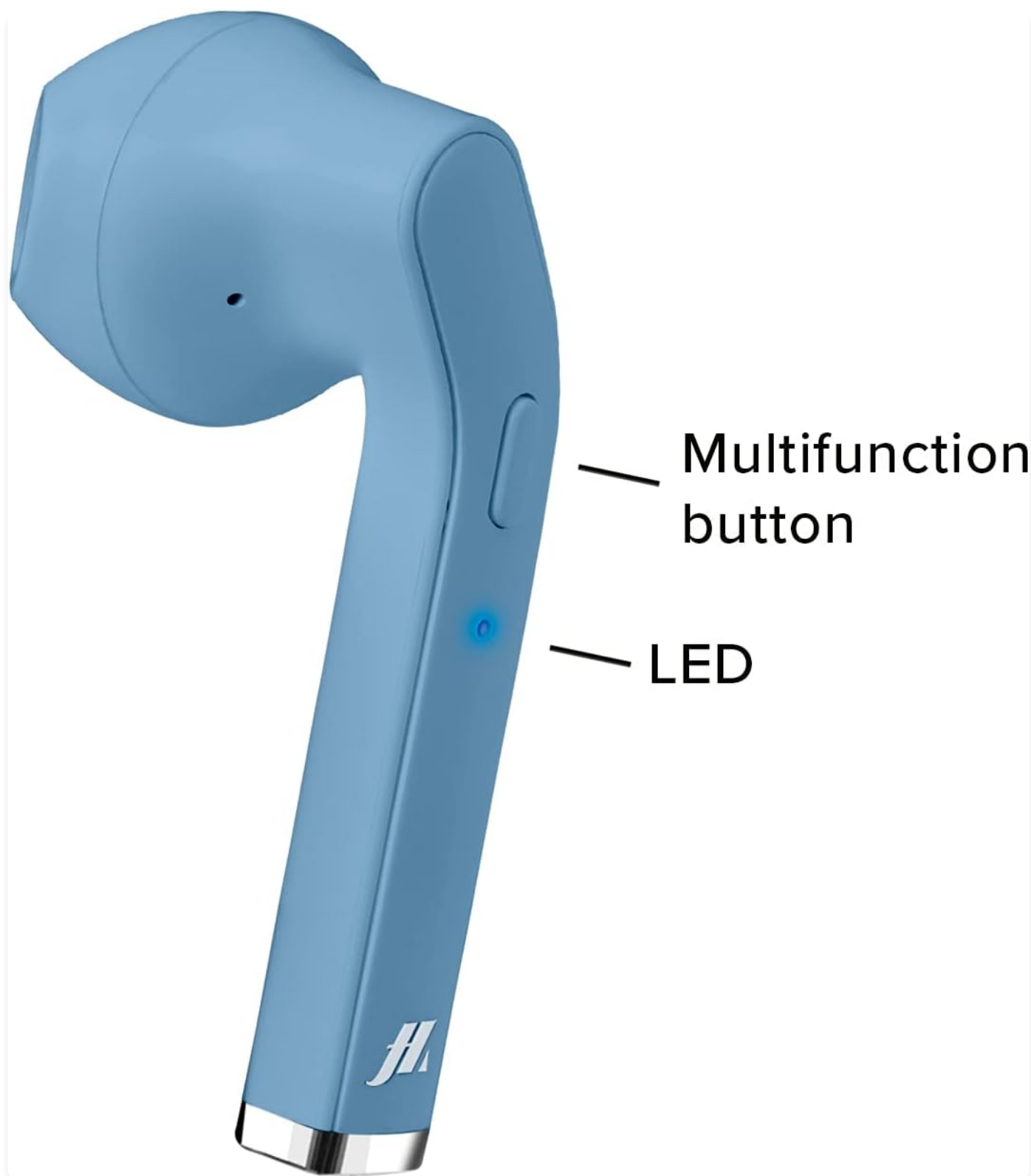


Image: A close-up of one earphone, pointing out the location of the multifunction button and the LED indicator light.

Music Playback

- **Play/Pause:** Press the multifunction button once.
- **Next Track:** Double-press the right earphone's multifunction button.
- **Previous Track:** Double-press the left earphone's multifunction button.

Call Management

- **Answer/End Call:** Press the multifunction button once during an incoming call or during an active call.

- **Reject Incoming Call:** Press and hold the multifunction button for approximately 2 seconds during an incoming call.
- **Redial Last Number:** Triple-press the multifunction button.



Play / pause



Answer / end call



Reject incoming call



Redial last number



Image: An earphone accompanied by icons illustrating its control functions: play/pause, answer/end call, reject incoming call, and redial last number.

Power On/Off

- **Power On:** The earphones power on automatically when removed from the charging case. Alternatively, press and hold the multifunction button for 3 seconds.
- **Power Off:** Place the earphones back into the charging case. They will power off automatically. Alternatively, press and hold the multifunction button for 5 seconds.

MAINTENANCE AND CARE

- Clean the earphones and charging case regularly with a soft, dry cloth.
- Do not use abrasive cleaners or solvents.
- Keep the charging contacts on the earphones and inside the case clean to ensure proper charging.
- Avoid exposing the device to extreme temperatures, humidity, or liquids, as it is not water-resistant.
- Store the earphones in their charging case when not in use to protect them and keep them charged.

TROUBLESHOOTING

Problem	Possible Cause	Solution
Earphones do not turn on.	Low battery.	Charge the earphones and charging case fully.
Cannot pair with device.	Bluetooth is off on device; earphones not in pairing mode; too far from device.	Ensure Bluetooth is enabled. Place earphones back in case, then remove to re-enter pairing mode. Move closer to the device.
No sound or poor sound quality.	Volume too low; earphones not properly connected; ear tips not sealed.	Increase volume on your device. Reconnect earphones. Adjust ear tips for a better fit.
Only one earphone works.	One earphone not charged; pairing issue.	Ensure both earphones are charged. Place both earphones back in the case, then remove them together to re-establish stereo pairing.

PRODUCT SPECIFICATIONS

Feature	Detail
Model Number	MHTWSSTYLEBTB
Connectivity	Bluetooth Wireless Technology
Earphone Style	In-Ear
Material	Plastic
Frequency Range	20 Hz - 20,000 Hz
Sensitivity	90 dB
Battery Type	Lithium Polymer (3 required, included)
Average Battery Life (Play Time)	2 Hours
Charging Time	Approx. 1 Hour (Fast Charging)
Dimensions	4 x 18 x 9 cm

Feature	Detail
Weight	90 g
Water Resistance	No (Not water resistant)
Compatible Devices	Smartphones, Tablets, Laptops, Desktop Computers
Noise Control	Active Noise Cancellation

Warranty Information

Specific warranty details are not provided in the product data. Please refer to the retailer's return policy or contact the manufacturer directly for warranty information.

Customer Support

For technical support or further assistance, please contact the manufacturer or your point of purchase. Keep your product model number (MHTWSSTYLEBTB) and purchase details ready when contacting support.

© 2025 SBS Music Hero. All rights reserved.

Documents - SBS – MHTWSSTYLEBTB



[pdf] Datasheet

MHTWSSTYLEBTB April 8 2022 10 04 SBS Mobile TWS Style Blue Waves Data sheet
6f5565747c2bcabf8bf155ecf61b0adc098f.gzhls at blob ldb 5 c a |||

Style True Wireless Stereo twin earphones SKU: **MHTWSSTYLEBTB** Wireless stereo earphones with 300mAh charging base, multifunction buttons for music and calls WIRELESS: these earphones connect to each other and to your phone via Bluetooth, ensuring optimum compatibility with your various devices. CHAR...
lang:en score:29 filesize: 1.35 M page_count: 2 document date: 2022-04-08



[pdf]

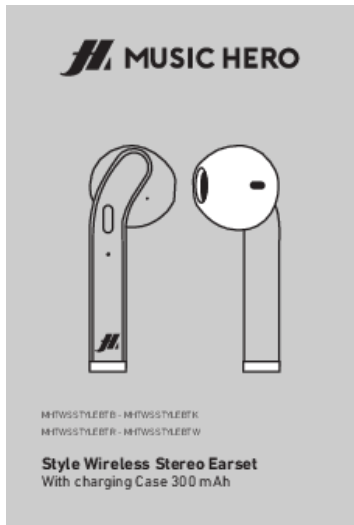
MHTWSSTYLEBTB April 8 2022 10 04 Dane techniczne SBS Mobile TWS Style Blue Waves od PLN 92 98 2023 Porównanie cen Cenowarka Polska a47f07e4c6605ae751423c9a2d451a17a6cd gzhls at blob ldb 1 e c |||

Style Twin-Kopfhörer True Wireless Stereo SKU: **MHTWSSTYLEBTB** Stereo-Headset mit 300mAh Ladestation, Multifunktionstasten für Musik und Anrufe WIRELESS: Die Ohrhörer verbinden sich untereinander und mit dem Telefon über Bluetooth und gewährleisten maximale Kompatibilität mit verschiedenen Geräten. LADE-ETU... lang:de score:27 filesize: 1.35 M page_count: 2 document date: 2022-04-08



[pdf]

MHTWSSTYLEBTB August 30 2021 07 12 ajax sku locale en US sbmobile ita module sbsconnector Style True Wireless Stereo twin earphones SKU: **MHTWSSTYLEBTB** Wireless stereo earphones with 300mAh charging base, multifunction buttons for music and calls WIRELESS: these earphones connect to each other and to your phone via Bluetooth, ensuring optimum compatibility with your various devices. CHAR... lang:en score:26 filesize: 503.91 K page_count: 2 document date: 2021-08-30



[pdf] User Manual Specifications

Manuale dell'utente SBS Auricolari Twin Style True Wireless Stereo con Microfono e Tasto Risposta Fine Chiamata Custodia di Ricarica da 300mAh fino a 2 5 Ore Ascolto Musica Rosso Amazon.it Elettronica 91J7uXRko5L m media amazon images | |||

MHTWSSTYLEBTB - MHTWSSTYLEBTB MHTWSSTYLEBTB - MHTWSSTYLEBTB Style Wireless Stereo Earset With charging Case 300 mAh Multifunction button touch LED BOTTOM LED Micro-USB port SPECIFICATION UK User Manual 4 IT Manuale di istruzioni 5 F Mode d'emploi 6 D Bedienungsanleitung 7 ES Manua...

lang:en score:19 filesize: 747.75 K page_count: 24 document date: 2021-09-09

