



[Manuals.plus](#) /

› [BLUEAIR](#) /

› BLUEAIR Blue Pure 511i Max Air Purifier User Manual

BLUEAIR 313211100

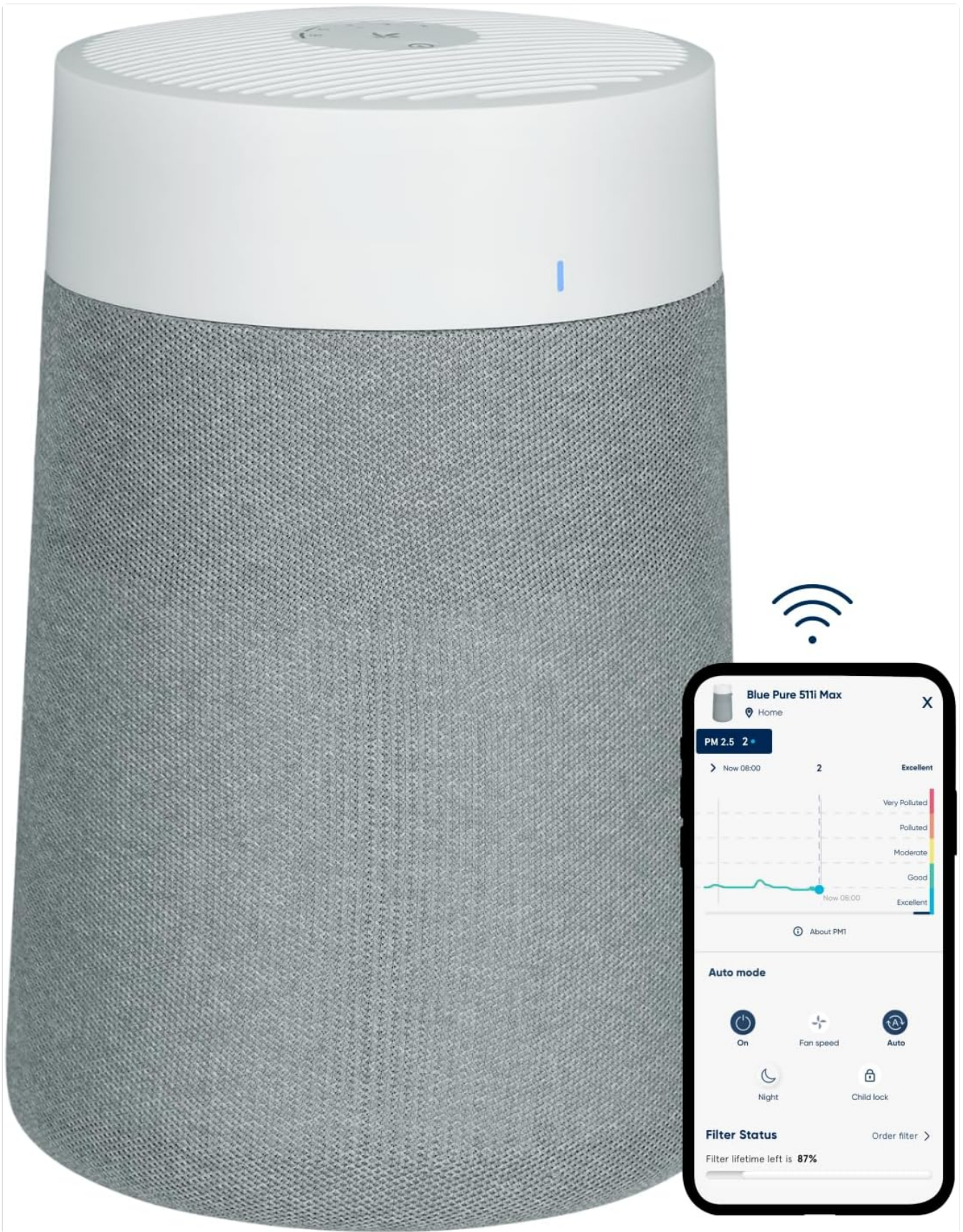
BLUEAIR Blue Pure 511i Max Air Purifier User Manual

Model: 313211100

INTRODUCTION

This manual provides essential information for the safe and efficient operation of your BLUEAIR Blue Pure 511i Max Air Purifier. Please read these instructions carefully before use and retain them for future reference.

The Blue Pure 511i Max HEPASilent smart air purifier is designed to quickly clean the air in small rooms, bedrooms, and homes. It effectively cleans up to 465 sq ft in 30 minutes or 193 sq ft in approximately 12.5 minutes on high fan speed. This air purifier utilizes HEPASilent dual filtration technology to remove airborne particles such as viruses, smoke, pet dander, pollen, mold, allergens, and dust. It also features a carbon filter to trap light household odors. The unit is equipped with Wi-Fi connectivity, allowing for smart control and monitoring via the Blueair app.



The Blueair Blue Pure 511i Max Air Purifier, shown with its accompanying smartphone application, highlights its smart features and connectivity.

SAFETY INFORMATION

Important Safety Instructions:

- Read all instructions before operating the appliance.

- This appliance is for indoor use only.
- Do not operate any appliance with a damaged cord or plug. If the cord or plug is damaged, it must be replaced by the manufacturer or a qualified service agent.
- Keep the cord away from heated surfaces.
- Do not run cord under carpeting. Do not cover cord with throw rugs, runners, or similar coverings. Arrange cord away from traffic area and where it will not be tripped over.
- To disconnect the appliance, turn controls to the OFF position, then remove the plug from the outlet.
- Do not use the appliance in wet or damp locations, such as bathrooms or laundry areas.
- Always unplug the air purifier before moving, cleaning, or replacing the filter.
- This product is made for NORTH AMERICA USE ONLY and should only be used with input voltages between 110-120V.

PACKAGE CONTENTS

Your BLUEAIR Blue Pure 511i Max Air Purifier package includes:

- 1 x Blueair Blue Pure 511i Max Air Purifier
- 1 x Pre-installed filter
- 1 x Pre-installed fabric pre-filter

SETUP

1. **Unpack the Air Purifier:** Carefully remove the air purifier from its packaging. Ensure all components listed in the "Package Contents" section are present.
2. **Place the Unit:** Position the air purifier on a flat, stable surface. Ensure there is at least 4 inches (10 cm) of clear space around the unit for optimal airflow.
3. **Check Pre-filter and Main Filter:** The fabric pre-filter and main filter come pre-installed. Verify they are correctly seated before first use.
4. **Connect to Power:** Plug the power cord into a standard 110-120V electrical outlet.
5. **Initial Power On:** Press the power button on the top of the unit to turn it on. The unit will start in Auto mode or the last used setting.
6. **Connect to Blueair App (Optional but Recommended):**
 - Download the Blueair app from your smartphone's app store.
 - Follow the in-app instructions to connect your Blue Pure 511i Max to your home Wi-Fi network. This enables smart features like remote control, scheduling, and accurate filter tracking.

Our smallest smart air purifier



HEPSilent™ Dual Filtration Technology




Whisper quiet even on high fan speed



Exclusive features in the Blueair app



Speciality filters for all your seasonal needs



¹ Comparing pollen CADR on high fan speed (Blue Pure 411a Max & 411i Max vs. Blue 411 Auto), other units may vary. Based on AHAM maximum allowable certified rating which may vary from the AHAM seal claimed value.

² Noise refers to the dBA(A) difference in acoustic power.

³ Comparing CADR performance of Blueair models with mechanical and electrostatic filtration vs same models with only H13 HEPA mechanical filtration.

⁴ When similar CADR was measured, Blueair models with mechanical and electrostatic filtration achieved less noise with less energy than same models with only H13 HEPA mechanical filtration.

This image outlines the core benefits of the Blueair Blue Pure 511i Max, including its advanced filtration technology, low noise level, smart app control, and adaptable filter choices.

OPERATING INSTRUCTIONS

Control Panel Overview

Automatically cleans your air 24/7



This image provides a clear guide to the air purifier's intuitive control panel, explaining each button and indicator for easy operation and mode selection.

- **Power Button:** Tap to turn the air purifier on or off.
- **Mode Selector:** Tap to cycle through fan speeds (1-3), Auto mode, and Night mode.
- **Fan Speed 1-3:** Adjusts the fan speed from lowest (1) to highest (3).
- **Auto Mode:** Automatically adjusts fan speed based on detected air quality.
- **Night Mode:** Operates at the lowest fan speed and dims all indicator lights for undisturbed sleep.
- **Wi-Fi Indicator:** Indicates if your unit is connected to Wi-Fi.
- **Child Lock:** Can be activated via the app to prevent accidental changes to settings.

Air Purification Performance

The Blue Pure 511i Max is designed for rapid air cleaning, effectively purifying the air in rooms up to 465 sq ft in 30 minutes, or 193 sq ft in approximately 12.5 minutes on its highest setting.

Cleans 930 ft² every 60 minutes

Even faster in...

193 ft² every 12.5 minutes
465 ft² every 30 minutes



The air purifier is depicted in a typical home setting, illustrating its capacity to clean large areas efficiently, ensuring fresh air for occupants and pets.

It utilizes HEPASilent dual filtration technology to remove at least 99.97% of tiny airborne particles down to 0.1 microns, including:

- Allergens & Dust
- Smoke & Odors
- Pet Hair & Dander
- VOCs & Bacteria

Removes 99.97%¹ of of tiny airborne particles



Allergens
& dust



Smoke
& odors



Pet hair
& dander



VOCs &
bacteria



¹Tested on PM 2.5 up to 90mins

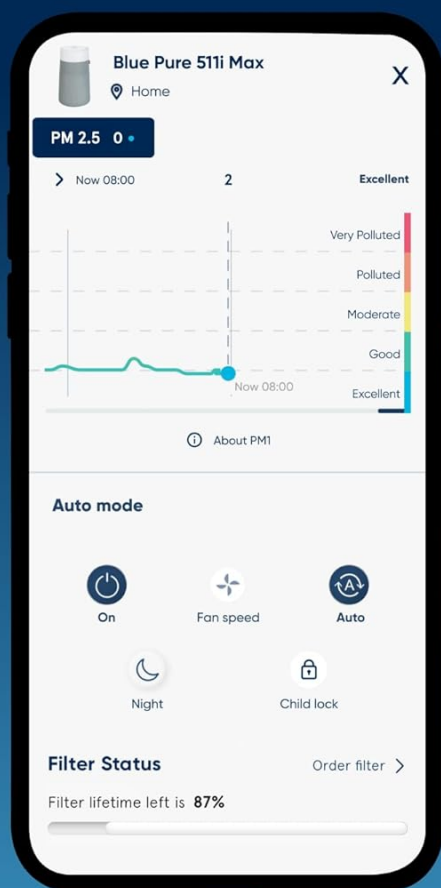
The image highlights the comprehensive filtration capabilities of the air purifier, targeting a wide range of common indoor air contaminants for a healthier environment.

Blueair App Features

Connecting your air purifier to the Blueair app unlocks advanced functionalities:

- **Scheduling:** Set custom operating schedules.
- **Air Quality Monitoring:** View real-time and historical air quality data.
- **Clean Air ETA:** Estimates how quickly your air will return to an excellent Air Quality Index (AQI).
- **Welcome Home Geofencing:** Your air purifier can go on standby when you leave home and turn back on as you approach.
- **RealTrack Filter Tracking:** Accurately calculates filter usage based on fan speed, usage time, and pollution levels, providing precise filter replacement notifications (within 6-9 months).
- **Voice Control Assistance:** Integrate with smart home systems for hands-free control.

Track and control your air in the Blueair app



WELCOME HOME FEATURE

Your air purifier will go on standby when you leave the home and turn back on when you are getting close.



ACCURATE FILTER TRACKING

Easily view the most accurate filter usage and reorder before it expires.



VOICE CONTROL ASSISTANCE

Control your air purifier hands free and enjoy even more convenience.



CLEAN AIR ETA

Counts down how quickly your air will return to an excellent AQI.

This image showcases the comprehensive features of the Blueair smartphone app, enabling users to monitor air quality, manage settings, and track filter life remotely.

MAINTENANCE

Filter Replacement

The Blue Pure 511i Max uses a proprietary RealTrack algorithm to determine filter life, typically recommending replacement within 6-9 months. The Blueair app will notify you when a replacement is needed.

Replacement filters are available in several types to suit specific needs:

- **F5MAX Original Particle & Carbon Filter:** Standard filter for everyday use.
- **F5MAX SmokeBlock Filter:** Features 2x more activated carbon for enhanced smoke and odor removal.
- **F5MAX AllergenBlock Filter:** Designed to neutralize properties from pollen, pet dander, and dust allergens.

The perfect filter for all your seasonal needs



Particle & Carbon


Everyday filter, tackling 99.97%¹ of dust, odors, allergens, smoke, pollen and more with ease.

*Arrives already in your purifier



SmokeBlock

2x more activated carbon removes up to 99.9% of wildfire smoke² toxic gasses, smog and odors³



AllergenBlock

Neutralizes over 90%⁵ of sneeze-inducing properties from pollen, pet dander and dust allergens.

¹ Tested on PM 2.5 up to 90mins

² Compared to standard in-unit filter. Based on removal testing of particles 0.4-0.7um in 60min in a 30m³ room. Performance may vary.

³ Tested on benzene, toluene, nitrogen oxide, sulfur dioxide in 30 min.

⁴ AllergenBlock refers to inanimate allergens pollen, dust and pet dander

⁵ Based on ELISA deactivation testing of Pollen (Cry J1), Pet Dander (Fel d1, Can F1), Dust Mite Matter (Der f1) on the filter media in 60 minutes.


This graphic presents the different filter options available for the Blueair Blue Pure 511i Max, allowing users to select the most suitable filter for their specific air purification needs.

To replace the filter:

1. Unplug the air purifier from the power outlet.
2. Carefully separate the top section from the fabric pre-filter and main filter housing.
3. Remove the old filter and dispose of it according to local regulations.
4. Insert the new filter, ensuring it is properly seated.
5. Reassemble the unit and plug it back in.
6. Reset the filter life indicator in the Blueair app, if applicable.

Washable Pre-filter Cleaning

The fabric pre-filter is washable and designed for easy maintenance. Regular cleaning helps maintain optimal performance and extends the life of the main filter.



This image demonstrates the simple process of washing the fabric pre-filter, ensuring easy maintenance and prolonged use of the air purifier.



The image shows a freshly washed fabric pre-filter being removed from a washing machine, highlighting the convenience of maintaining the air purifier's external filter.

To clean the pre-filter:

1. Unplug the air purifier.
2. Remove the fabric pre-filter from the unit.
3. Machine wash the pre-filter on a gentle cycle with cold water, or hand wash it.
4. Air dry the pre-filter completely before reattaching it to the air purifier. Do not tumble dry.
5. Reassemble the unit.

TROUBLESHOOTING

Problem	Possible Cause	Solution
Unit does not turn on.	No power supply; power cord not properly connected.	Ensure the unit is plugged into a live 110-120V outlet. Check if the power cord is securely connected to the unit.
Poor air purification performance.	Clogged filter; incorrect fan speed; unit placed in an obstructed area.	Check the filter status in the app or manually; replace if necessary. Increase fan speed. Ensure the unit has adequate clear space around it for airflow.
Unusual noise from the unit.	Obstruction in the fan; filter not properly seated.	Unplug the unit and check for any foreign objects obstructing the fan. Re-seat the filter to ensure it is correctly installed.
Wi-Fi connection issues.	Incorrect Wi-Fi password; unit too far from router; temporary network issue.	Verify Wi-Fi password. Move the unit closer to the router. Restart your router and the air purifier. Follow in-app troubleshooting steps.
Indicator lights are off in Night Mode.	This is normal behavior for Night Mode.	No action required. The unit is operating as intended.

SPECIFICATIONS

Feature	Detail
Brand	BLUEAIR
Model Number	3132111100
Color	Grey
Product Dimensions	10.6"D x 10.6"W x 18.9"H
Item Weight	2.84 pounds
Floor Area Coverage	465 Square Feet (in 30 minutes)
Filtration Type	HEPASilent Dual Filtration (HEPA Certified)
Noise Level	19 dB (low) - 48 dB (high)
Controller Type	Button Control, App Control
Wattage	2.5W - 20W
Special Feature	Corded, Wi-Fi Connectivity, Smart App Features
Certifications	AHAM Verifide, CARB, Energy Star Most Efficient 2023, Zero Ozone Verified by Intertek Sustainability
Power Input	110-120V (North America Use Only)

WARRANTY AND SUPPORT

For warranty information and customer support, please refer to the official Blueair website or contact their customer service directly. Ensure you have your product model number (3132111100) and purchase details available when seeking support.

Online Resources: For additional information, FAQs, and support, visit the official Blueair website: www.blueair.com