

Aquaguard Aura UV+UF (GWPDAURUF00000)

Aquaguard Aura UV+UF 7L Water Purifier Instruction Manual

Model: Aura UV+UF (GWPDAURUF00000)

Brand: Aquaguard

1. INTRODUCTION

The Aquaguard Aura UV+UF 7L Water Purifier is designed to provide safe and healthy drinking water for your household. This appliance utilizes advanced UV (Ultraviolet) and UF (Ultra Filtration) purification technologies to ensure crystal clear water, free from viral and bacterial contamination. It is equipped with a 7-liter storage tank and incorporates patented technologies for enhanced water quality.

Important Note: This purifier is suitable for municipal water only with a Total Dissolved Solids (TDS) level below 200ppm. It is not suitable for borewell or tanker water sources.

SUITABLE ONLY FOR MUNICIPAL WATER WITH TDS <200 PPM

Not Suitable For



Borewell
Water



Tanker
Water

Image 1.1: Water Source Suitability. This purifier is designed for municipal water with TDS below 200ppm. It is not recommended for borewell or tanker water.

2. PRODUCT COMPONENTS

Your Aquaguard Aura UV+UF Water Purifier package includes the following items:

- Water Purifier Unit
- User Manual (this document)
- Plumbing Kit
- Accessories
- Power Adapter & Adapter Bracket

3. SETUP AND INSTALLATION

The Aquaguard Aura UV+UF Water Purifier offers flexible installation options, allowing it to be either wall-mounted or placed on a countertop to suit your kitchen layout.

3.1 Pre-Installation Checks

- Ensure your water source is municipal water with a TDS level below 200ppm.
- Verify that all included components are present.

3.2 Installation Options

The purifier can be installed in two ways:

1. **Wall-Mounted:** Use the provided adapter bracket and plumbing kit to securely mount the unit on a suitable wall. Ensure the wall can support the weight of the purifier when full.
2. **Countertop:** Place the unit on a stable, flat surface near a water source and power outlet.



Image 3.1: Product Dimensions. Refer to these dimensions for planning your installation space.

For detailed plumbing and electrical connections, please refer to the specific instructions provided in the plumbing kit and consult a qualified technician if necessary.

4. OPERATING INSTRUCTIONS

Your Aquaguard Aura UV+UF Water Purifier is designed for user-friendly operation.

4.1 Initial Use

1. After installation, ensure the water supply is connected and the power adapter is plugged in.
2. Allow the storage tank to fill completely. The purification process will begin automatically.
3. For the first use, it is recommended to drain the first full tank of purified water to flush out any manufacturing residues.

4.2 Dispensing Water

To dispense purified water, simply operate the tap located at the front of the unit. The 7-liter storage tank ensures a continuous supply of purified water.



Image 4.1: 7-Liter Storage Tank. The purifier features a large storage capacity for your convenience.

4.3 LED Indicators

The unit features LED indicators to provide important status updates:

- **Tank Full:** Indicates when the 7-liter storage tank is completely filled with purified water.
- **Service Due:** Alerts you when routine maintenance or servicing is required.
- **Cartridge Replacement:** Notifies you when the purification cartridges need to be replaced.

4.4 Power Outage Operation

Purified water stored in the tank can be dispensed even during a power outage, ensuring access to safe drinking water at all times.

5. PURIFICATION TECHNOLOGY

The Aquaguard Aura UV+UF Water Purifier employs a multi-stage purification process to deliver high-quality drinking water.

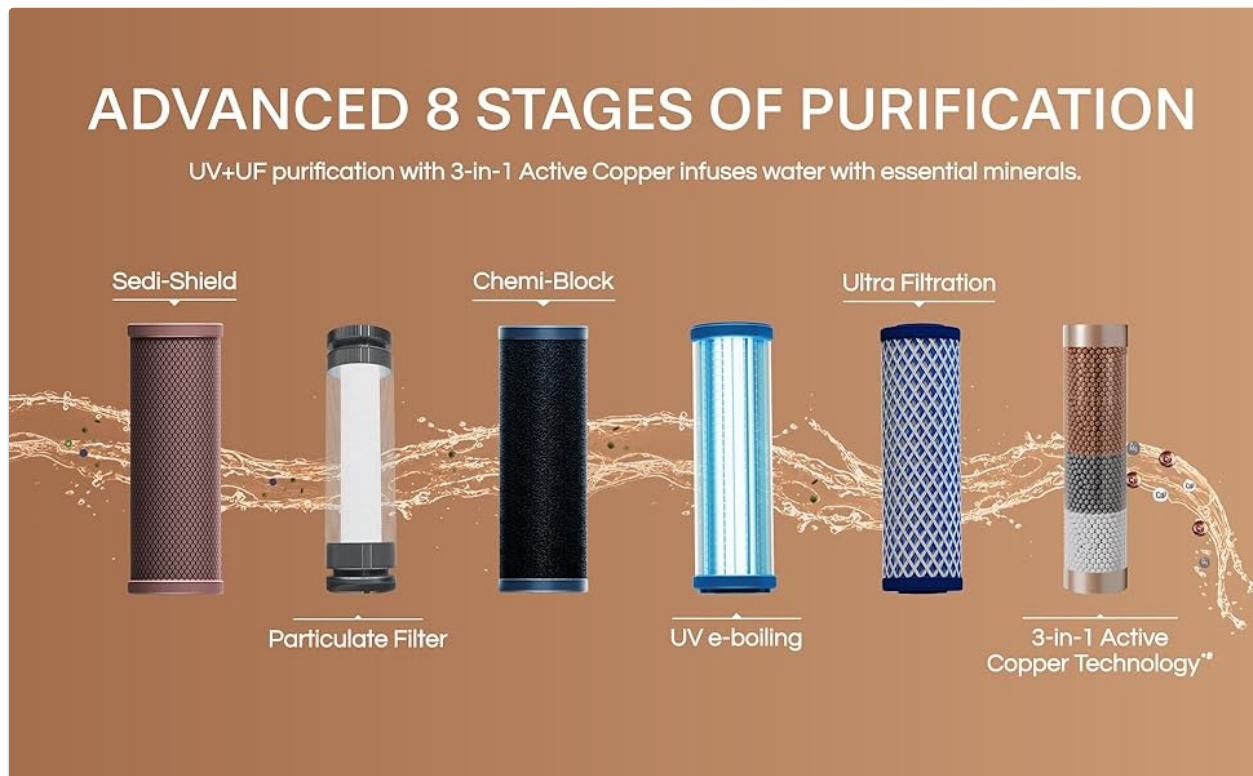


Image 5.1: Advanced 8 Stages of Purification. This diagram shows the various filters and technologies used in the purification process.

5.1 UV E-Boiling Technology

The UV e-boiling technology ensures that every drop of water is as healthy and safe as water boiled for 20 minutes, effectively neutralizing harmful microorganisms.

UV E-BOILING TECHNOLOGY

Delivers water that is as safe and pure as
water boiled for over 20 minutes.



Image 5.2: UV E-Boiling Technology. This technology delivers water as safe as if it were boiled for over 20 minutes.

5.2 Ultra Filtration (UF)

Ultra-filtration provides crystal clear clarity to drinking water and makes it safe from viral and bacterial contamination by removing microplastics, viruses, and bacteria.

ULTRA FILTRATION

Removes microplastics, viral and bacterial contaminants.




Image 5.3: Ultra Filtration. This process removes microplastics, viral, and bacterial contaminants.

5.3 Patented Active Copper+Zinc Booster Technology

The active copper zinc booster cartridge infuses copper and zinc ions along with other essential minerals into the water. Copper and zinc are known to boost the immune system and enhance the taste of water.



Image 5.4: Patented 3-in-1 Active Copper Technology. This technology infuses beneficial minerals like copper, magnesium, and calcium into the water.

5.4 Patented Mineral Guard Technology

This technology helps to retain all essential natural minerals such as Calcium and Magnesium, providing a perfect blend of safe and healthy water.

6. MAINTENANCE

Regular maintenance ensures the optimal performance and longevity of your water purifier.

6.1 Filter Replacement

The LED indicator will alert you when cartridges need replacement. It is crucial to replace filters as recommended to maintain purification efficiency. Contact authorized service personnel for filter replacement.

6.2 Cleaning the Storage Tank

Periodically clean the storage tank to prevent accumulation of deposits. Ensure the unit is unplugged before cleaning. For detailed cleaning instructions, refer to the full user manual.

6.3 Scheduled Servicing

The 'Service Due' LED indicator will prompt you when it's time for scheduled maintenance. Regular servicing by an authorized technician is recommended to ensure the purifier operates at its best.

7. TROUBLESHOOTING

If you encounter any issues with your Aquaguard Aura UV+UF Water Purifier, please refer to the following common troubleshooting tips:

- **No Water Dispensed:** Check if the water supply is open and if the power is connected. Ensure the tank is not empty.

- **Slow Water Flow:** This could indicate clogged filters. Check the 'Cartridge Replacement' LED indicator. Contact service if filters need replacement.
- **Unusual Taste/Odor:** If this occurs after initial setup, drain and refill the tank a few times. If the problem persists, contact customer support.
- **LED Indicators Not Working:** Ensure the power supply is stable. If the issue continues, contact customer support.

For complex issues or problems not listed here, please contact Aquaguard customer support.

8. SPECIFICATIONS

Feature	Detail
Brand	Aquaguard
Model Name	Aura UV+UF (GWPDAURUF00000)
Purification Technology	UV+UF (Ultraviolet + Ultra Filtration)
Special Features	Patented Active Copper Technology, Patented Mineral Guard Technology
Storage Capacity	7 Liters
Product Dimensions (L x W x H)	31.6L x 25.1W x 46.2H Centimeters
Item Weight	4.5 Kilograms
Installation Type	Wall-mounted, Countertop
Power Source	Corded Electric
Supported Water TDS Level (Max)	200 PPM (Municipal Water Only)
Manufacturer	Aquaguard, Eureka Forbes Ltd.

9. WARRANTY AND SUPPORT



9.1 Warranty Information

The Aquaguard Aura UV+UF Water Purifier comes with a **1-year comprehensive domestic warranty** on all parts, excluding consumables. This warranty covers manufacturing defects.

9.2 Customer Support

For any queries, installation assistance, servicing, or warranty claims, please contact Aquaguard customer support. Refer to the contact information provided in your warranty card or on the official Aquaguard website.

Related Documents - Aura UV+UF (GWPDAURUF00000)

	<p>Aquaguard Blaze Hot & Ambient Water Purifier: Features, Installation, and Maintenance</p> <p>Comprehensive guide to the Aquaguard Blaze Hot & Ambient water purifier, covering its advanced purification technologies like Active Copper and Mineral Guard, installation instructions, technical specifications, LED indicators, and warranty information.</p>
	<p>Aquaguard Aura Water Purifier: Features, Specifications, and User Guide</p> <p>Comprehensive guide to the Aquaguard Aura water purifier, detailing its UV, UF, Active Copper, and Mineral Guard technologies, technical specifications, LED indicators, maintenance tips, and warranty information.</p>
	<p>Aquaguard AURA RO+AUTO UV with Alkaline Boost User Manual</p> <p>User manual for the Aquaguard AURA RO+AUTO UV water purifier with alkaline boost, detailing installation, operation, purification process, technical specifications, maintenance, troubleshooting, and warranty information.</p>
	<p>Aquaguard UTC UV Water Purifier User Manual</p> <p>Comprehensive user manual for the Aquaguard UTC UV under-the-counter water purifier. Learn about installation, operation, maintenance, and technical specifications for pure and safe drinking water.</p>
	<p>Aquaguard Superb RO+UV+MTDS+ZPP User Manual and Technical Specifications</p> <p>User manual for the Aquaguard Superb RO+UV+MTDS+ZPP water purifier by Eureka Forbes. Provides detailed information on installation, operation, purification process, technical specifications, maintenance, troubleshooting, and warranty.</p>



[Aquaguard Water Purifier Warranty and Usage Guidelines | Eureka Forbes](#)

Detailed information on Aquaguard water purifier warranty terms, conditions, usage limitations, and maintenance guidelines from Eureka Forbes.