

## Manuals+

[Q & A](#) | [Deep Search](#) | [Upload](#)

manuals.plus /

- › [VIKTOR JURGEN](#) /
- › [VIKTOR JURGEN Shiatsu Massage Pillow User Manual](#)

## VIKTOR JURGEN 29930769cc

# VIKTOR JURGEN Shiatsu Massage Pillow User Manual

Brand: VIKTOR JURGEN | Model: 29930769cc

## PRODUCT OVERVIEW

The VIKTOR JURGEN Back Massager is a versatile Shiatsu massage pillow designed to provide deep-kneading massage and heat therapy for various body parts, including the neck, shoulders, back, and feet. It aims to relieve muscle tension, aches, and improve blood circulation, offering a convenient massage experience at home, in the office, or even in your car.

### Key Features:

- **4 Deep-Kneading 3D Massage Nodes:** Simulates professional Shiatsu massage techniques to effectively loosen tight muscles and relieve pain.
- **Advanced Heat Therapy:** Features an infrared heat function set at approximately 113°F (45°C) to enhance muscle pain relief.
- **Portable Design:** Includes both a regular adapter (110-240V) and a car adapter (12V) for use in various locations.
- **Adjustable Strap:** Allows secure attachment to chairs for convenient use.
- **High-Quality Fabric:** Made from durable materials with a multifunctional, removable cover for easy cleaning.
- **Automatic Shut-off:** Designed to automatically turn off after 15 minutes of use for safety and to prevent over-use.



Figure 1: VIKTOR JURGEN Shiatsu Massage Pillow with heat function activated.

## SETUP

Follow these steps to set up your VIKTOR JURGEN massage pillow for optimal use:

1. **Choose Your Location:** The massager can be used at home, in the office, or in your car.
2. **Secure the Massager:** Use the adjustable strap located on the back of the massage pillow to secure it to your preferred chair. This ensures the massager stays in place during use.
3. **Connect Power:**
  - For home or office use, plug the AC adapter into a standard 110-240V wall outlet and connect it to the massager.
  - For car use, plug the 12V car adapter into your vehicle's cigarette lighter socket and connect it to the massager.
4. **Position for Comfort:** Adjust the massager's position to target the desired area (neck, back, shoulders, legs, or feet).



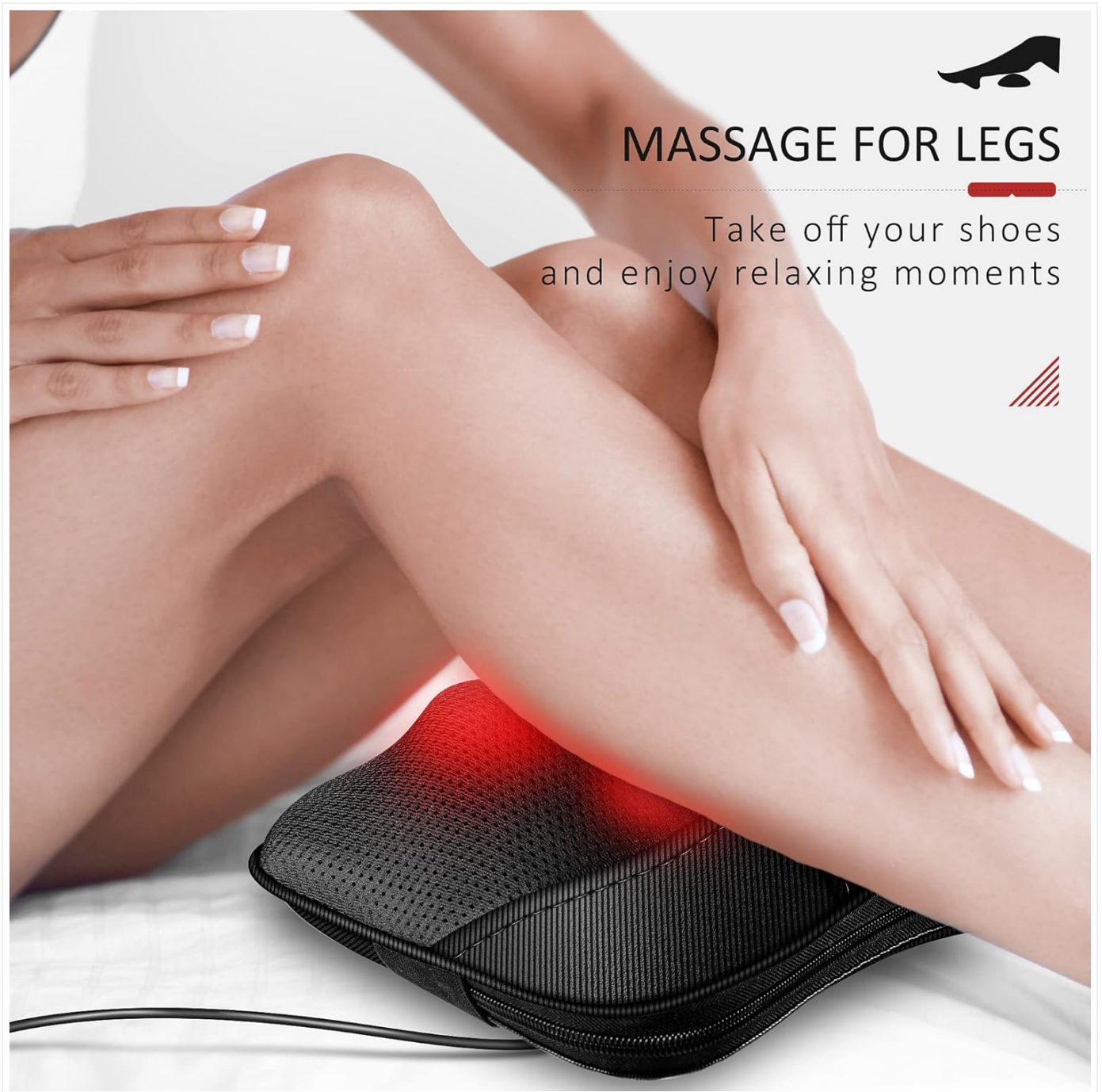


Relieve muscle pain

work can also be enjoyed  
**CHAIR MASSAGE PILLOW**



Figure 2: Using the massager with the car adapter for convenient relief during travel.



## MASSAGE FOR LEGS

Take off your shoes  
and enjoy relaxing moments

Figure 3: The massager can be easily attached to an office chair for use while working.

### OPERATING INSTRUCTIONS

Once set up, operating your VIKTOR JURGEN massage pillow is simple:

1. **Power On:** Locate the corded hand control. Press the power button to turn on the massager.
2. **Select Massage Direction:** The 4 deep-kneading massage nodes will automatically change direction every minute to provide a comprehensive massage experience. You can also manually adjust the direction using the control.
3. **Activate Heat Function:** Press the heat button on the control to activate the infrared heat function. The massage nodes will glow red when heat is active, providing soothing warmth to further relax muscles.
4. **Enjoy Your Massage:** Relax and allow the Shiatsu nodes to work on your muscles. The device is designed for a 15-minute massage cycle and will automatically shut off after this period to prevent over-use.
5. **Power Off:** To turn off the massager before the automatic shut-off, press the power button again.



Figure 4: Illustration of the 3D shiatsu kneading massage nodes.





Figure 5: The massage pillow is ergonomically designed for effective neck massage.

## MULTIFUNCTIONAL COVER

The multifunctional cover can prevent dust, increase the massage experience and easy to clean.



DUSTPROOF



EASY TO CLEAN



REDUCE PRESSURE




 VELCRO DESIGN  
Easy To Install And Remove



Figure 6: The versatile design allows for comfortable use on the lower back.



## THREE LAYERS OF SOFT AND BREATHABLE MESH



- Layer 1: Soft breathable mesh
- Layer 2: 900D wear-resistant cloth
- Layer 3: Reinforced and encrypted polyester fabric



Figure 7: The massager can also be used to relieve tension in the legs and feet.

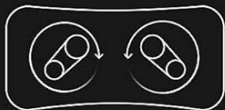
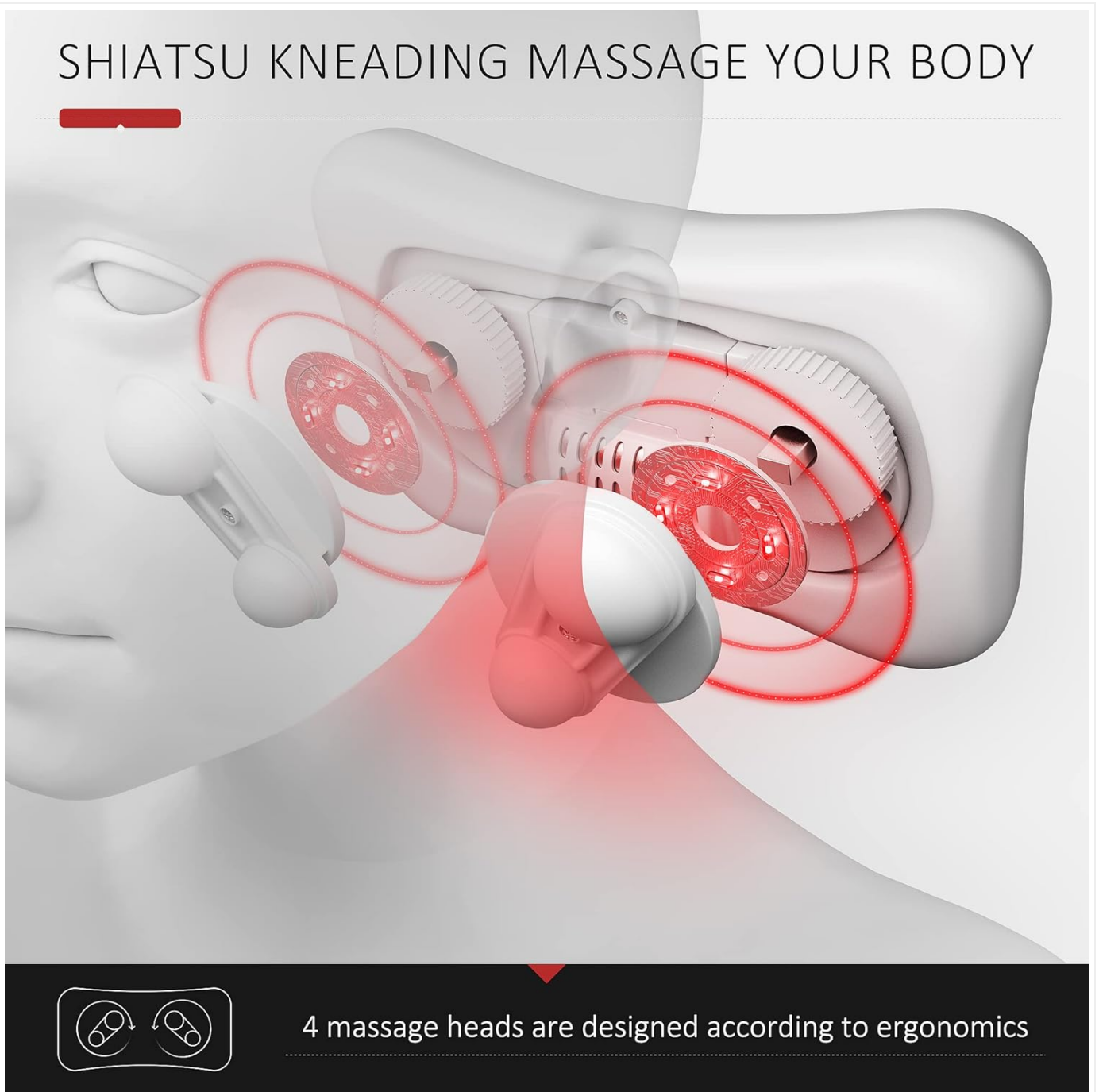
## MAINTENANCE

Proper maintenance ensures the longevity and hygiene of your massage pillow:

- **Cleaning the Cover:** The massage pillow features a multifunctional, removable cover. Unzip the cover to remove it from the main unit.
- **Washing Instructions:** The removable cover can be easily washed. Refer to the care label on the cover for specific washing instructions (e.g., hand wash, gentle cycle, air dry).
- **Storage:** When not in use, store the massager in a cool, dry place away from direct sunlight and moisture.



# SHIATSU KNEADING MASSAGE YOUR BODY



4 massage heads are designed according to ergonomics

Figure 8: The multifunctional cover is designed for easy removal and cleaning.

## TROUBLESHOOTING AND SAFETY INFORMATION

Please read the following safety information and troubleshooting tips carefully before using the massager:

### Safety Information:

- **Overheat Protection:** The device is equipped with overheat protection. If the massager becomes too hot, it will automatically shut off. Allow it to cool down before resuming use.
- **Usage Area:** Use only on the back, neck, shoulders, legs, and feet. Avoid using on sensitive or injured areas of the body.
- **Water Exposure:** Avoid using near water sources. Do not immerse the massager in water.
- **Cord Management:** Manage the power cord carefully to prevent tripping hazards or entanglement.
- **Avoid Over-use:** Do not lean excessively against the massager or use it for extended periods in one area, as this may cause discomfort or bruising. The automatic 15-minute shut-off helps prevent over-use.
- **Medical Conditions:** If you have any medical conditions, are pregnant, or have a pacemaker, consult your doctor before

using this product.

### Common Issues:

- **Massager not turning on:** Ensure the power adapter is securely plugged into both the massager and a working power outlet (or car socket).
- **Heat function not working:** Verify that the heat function is activated via the hand control. If the unit has been running for a long time, the overheat protection might have temporarily disabled the heat. Allow it to cool.
- **Massage feels too intense:** Adjust your body position relative to the massager to reduce direct pressure on the nodes. The removable cover can also provide a softer massage experience.

### SPECIFICATIONS

<b>Brand</b>	VIKTOR JURGEN
<b>Model Number</b>	29930769cc
<b>Product Dimensions</b>	11.4 x 7.4 x 4.7 inches
<b>Item Weight</b>	3 Pounds
<b>Material</b>	Faux Leather
<b>Power Source</b>	Corded Electric (AC adapter 110-240V, Car adapter 12V)
<b>Heat Temperature</b>	Approx. 113°F (45°C)
<b>Auto Shut-off</b>	15 minutes





Figure 9: Construction details highlighting the three layers of soft and breathable mesh.

## WARRANTY AND SUPPORT

### Warranty Information:

The VIKTOR JURGEN Shiatsu Massage Pillow comes with a **30-day money-back guarantee** for any reason and a **1-year warranty** for any quality-related issues. Please retain your proof of purchase for warranty claims.

### Customer Support:

If you encounter any problems during use or have questions about your product, please do not hesitate to contact our customer service team. They are available online to provide support and ensure your satisfaction.

For more information or to explore other VIKTOR JURGEN products, visit the [Official VIKTOR JURGEN Store](#).



