

Mont Alpi MAi400-DFC

Mont Alpi MAi400-DFC Outdoor Kitchen Grill User Manual

Model: MAi400-DFC | Brand: Mont Alpi

Introduction	Safety Information	Components	Setup	Operation	Maintenance	Troubleshooting
		Specifications		Warranty & Support		

1. INTRODUCTION

The Mont Alpi D series outdoor kitchen grill, model MAi400-DFC, is a comprehensive outdoor cooking solution designed for durability and performance. This unit features a 32-inch 4-burner gas grill with an infrared side burner and a wine cooler compact refrigerator. It includes waterfall granite countertops, a heavy-duty rotisserie kit, and a full-size weather cover. The grill is equipped with LED knob lights and bright internal cooking lights for enhanced visibility and control. Constructed from 304 marine grade stainless steel, it offers resistance to corrosion and rust, ensuring a long lifespan. This manual provides essential information for the safe and efficient operation and maintenance of your Mont Alpi outdoor kitchen.



Figure 1.1: Mont Alpi MAi400-DFC 4-Burner Deluxe Series Outdoor Kitchen Grill with hood closed.

2. SAFETY INFORMATION

Read all instructions carefully before assembly and use of this appliance. Failure to follow these instructions could result in fire,

explosion, or serious injury.

- **Outdoor Use Only:** This appliance is designed for outdoor use only. Do not operate indoors or in an enclosed area.
- **Gas Safety:**
 - Always check for gas leaks before each use. Use a soapy water solution; never use a flame.
 - Ensure proper ventilation. Do not obstruct airflow around the appliance.
 - Keep gas hoses away from hot surfaces and dripping grease.
 - Only use the specified fuel type (Propane or Natural Gas with conversion kit).
- **Electrical Safety:**
 - Ensure the appliance is connected to a properly grounded 115V electrical outlet.
 - Keep electrical cords away from hot surfaces and water.
- **Hot Surfaces:** The grill and surrounding surfaces will become extremely hot during operation. Use heat-resistant gloves and avoid direct contact.
- **Children and Pets:** Keep children and pets away from the grill at all times.
- **Flammable Materials:** Keep flammable liquids, vapors, and other materials away from the appliance.
- **Proper Clearance:** Maintain adequate clearance from combustible materials as specified in the assembly instructions.

3. COMPONENTS AND FEATURES

The Mont Alpi MAi400-DFC outdoor kitchen is comprised of several key components designed for optimal outdoor cooking and entertainment.

- **Grill Unit:** Features 4 tubular stainless steel high-efficiency burners and a rear height-adjustable ceramic infrared burner. Includes an 8mm stainless steel cooking grid and a stainless steel warming rack.
- **Double Lined Grill Hood:** Equipped with a temperature gauge for precise heat monitoring.
- **Control Panel:** Features LED illuminated control knobs (blue when off, red when on) and electronic ignition. A built-in bottle opener is also included.
- **Internal Lighting:** Two cooking surface halogen lights provide clear visibility inside the grill.
- **Full Size Grease Tray:** A pull-out tray located at the front for easy cleaning.
- **Infrared Side Burner Unit:** Provides powerful, controllable heat for searing, boiling, or keeping sauces warm. Features two grate settings for versatility.
- **Refrigerator Unit (MAF):** An outdoor-rated compact refrigerator with heavy-duty 304 stainless steel construction, a stylish glass door, interior blue lighting, temperature control, adjustable shelves, and a lockable door.
- **Granite Countertops:** White waterfall granite extends down the sides for easy cleaning and a premium aesthetic.
- **Storage:** Includes storage drawers and cabinets for utensils and accessories.
- **Mobility:** Equipped with gliding castor wheels for smooth movement and increased stability.
- **Accessories:** Comes with a 120V 4-Watt heavy-duty electric motor rotisserie kit, a granite matching chopping board, and a water-resistant outdoor-rated weather cover.



Figure 3.1: Grill unit with hood open, showcasing the rotisserie kit and internal lighting.



Figure 3.2: Angled view highlighting the granite countertops and refrigerator unit.



Figure 3.3: Detail of the LED illuminated control knobs and integrated bottle opener.

4. SETUP AND ASSEMBLY

The Mont Alpi MAi400-DFC outdoor kitchen arrives as a pre-assembled modular system, requiring minimal attachment for full setup. The main grill unit, side burner unit, and refrigerator unit are designed to connect seamlessly.

4.1 Initial Placement

Choose a level, stable outdoor location with adequate clearance from combustible materials. The unit's gliding castor wheels facilitate movement to the desired position. Ensure the location allows for proper ventilation and access to a 115V electrical outlet for the refrigerator and rotisserie motor.

4.2 Modular Attachment

The main grill unit is the central component. Position the side burner unit and the refrigerator unit adjacent to the main grill unit as desired. Secure the modules together using the provided hardware. Refer to the detailed assembly diagrams in the separate assembly guide for specific connection points.

Your browser does not support the video tag.

Video 4.1: An overview of the Mont Alpi MAi400-DFC Deluxe Island 400 Series with Fridge Cabinet, demonstrating its modular assembly and key features such as LED knob lights, granite countertops, infrared side burner, stainless steel grills, infrared rear burner, heavy-duty burners, halogen lights, and rotisserie kit.

4.3 Gas Connection

The grill comes ready for propane use with a hose and regulator. Connect the propane tank according to local codes and the instructions provided with the regulator. If converting to natural gas, a Mont Alpi Natural Gas Conversion Kit (sold separately) is required. This conversion should only be performed by a qualified technician.

4.4 Electrical Connection

Plug the refrigerator unit and rotisserie motor into a grounded 115V outdoor-rated electrical outlet. Ensure the outlet is protected by a Ground Fault Circuit Interrupter (GFCI).

5. OPERATING INSTRUCTIONS

5.1 Main Burner Operation

1. Ensure the grill hood is open before lighting any burner.
2. Turn the desired burner control knob to the "HIGH" position. The LED light around the knob will turn red.
3. Press and hold the electronic ignition button until the burner ignites.
4. Once lit, release the ignition button and adjust the flame to the desired cooking temperature by rotating the control knob.
5. To turn off, rotate the control knob to the "OFF" position. The LED light will return to blue.

5.2 Infrared Rear Burner (Rotisserie) Operation

The infrared rear burner is ideal for rotisserie cooking, providing even heat distribution.

1. Ensure the grill hood is open.
2. Turn the infrared rear burner control knob to the "HIGH" position.
3. Press and hold the electronic ignition button until the burner ignites.
4. Allow the burner to preheat for a few minutes before placing food on the rotisserie.
5. To turn off, rotate the control knob to the "OFF" position.

KEY FEATURES



INFRA-RED REAR BURNER

Perfect for rotisserie cooking and pizzas. **PLUS** - Extra large stainless-steel warming rack, internal oven lights.



ACCU-TEMP

Oversize Temperature Gauge



SEAR PLATES


Heavy duty stainless steel infra-red system sear plates, provide even distribution of heat and easy to control heat.



LED ILLUMINATED KNOBS

Blue when off, red when on.

PLUS - A bottle opener (the most important tool for any outdoor cooking)



HEAVY DUTY BURNERS

304 Stainless steel heavy duty burners

Figure 5.1: Key features panel showing the infrared rear burner and LED illuminated knobs.

5.3 Infrared Side Burner Operation

The infrared side burner is located on the left module and is perfect for searing, boiling, or keeping sauces warm.

1. Open the side burner lid.
2. Turn the side burner control knob to the "HIGH" position.
3. Press and hold the electronic ignition button until the burner ignites.
4. Adjust the flame as needed. The side burner features two grate settings for different cooking needs.
5. To turn off, rotate the control knob to the "OFF" position and close the lid when cool.

INFRA-RED SIDE BURNER



POWERFUL, CONTROLLABLE HEAT

Cooking with Infra-red heat creates flavor, maintain juiciness, and saves you time



RESTAURANT QUALITY SEARING

Cooks steaks at 1800°F for restaurant quality sear marks.



VERSATILITY - Great for heating pots and pans (sauces and boiling water).



TWO GRATE SETTINGS - allow for any pot size and precise searing.



WHEN NOT IN USE - the cover sits flush with the side shelf, creating a fully usable flat surface.

Figure 5.2: Features of the infrared side burner, including powerful heat and grate settings.

5.4 Rotisserie Kit Usage

Attach the rotisserie rod and forks to the motor. Secure the food evenly on the rod. Insert the rod into the rotisserie motor and support bracket. Turn on the rotisserie motor and the infrared rear burner for optimal results.

5.5 Refrigerator Operation

The compact refrigerator is designed for outdoor use. Plug it into a 115V GFCI-protected outlet. Use the internal temperature control to set the desired cooling level. The interior blue lighting can be turned on/off as needed. The door is lockable for security.

6. MAINTENANCE AND CARE

Regular maintenance ensures the longevity and optimal performance of your Mont Alpi outdoor kitchen.

6.1 Cleaning the Grill

- **Cooking Grids:** After each use, once the grill has cooled, brush off any food residue from the stainless steel cooking grids. For stubborn residue, wash with warm soapy water and a non-abrasive brush.
- **Grease Tray:** Regularly empty and clean the full-size pull-out grease tray to prevent grease fires and maintain hygiene.
- **Stainless Steel Surfaces:** Clean stainless steel surfaces with a soft cloth and a stainless steel cleaner. Wipe in the direction of the grain to avoid streaks. Avoid abrasive cleaners or pads.
- **Granite Countertops:** Wipe clean with a damp cloth and mild soap. Avoid harsh chemicals that could damage the granite.

6.2 Weather Protection

Use the provided water-resistant outdoor-rated weather cover to protect the entire unit from the elements when not in use. This will help preserve the finish and components.

6.3 Refrigerator Care

Clean the interior of the refrigerator periodically with a mild detergent and water. Ensure the door seal is clean and intact for efficient operation. Defrost if ice buildup occurs.



Figure 6.1: Rear view of the outdoor kitchen, showing connections and overall structure for maintenance access.

7. TROUBLESHOOTING

This section addresses common issues you might encounter with your Mont Alpi outdoor kitchen. For problems not listed here, contact customer support.

Problem	Possible Cause	Solution
Burner does not ignite.	No gas flow, clogged burner port, faulty igniter.	Check propane tank level or natural gas supply. Ensure gas valve is open. Clean burner ports. Check igniter electrode for spark.
Low flame or uneven heat.	Low gas pressure, partially clogged burner, regulator issue.	Check gas supply. Clean burner tubes. Consult a qualified technician if regulator is suspected.
Refrigerator not cooling.	Power issue, temperature setting, obstructed vents.	Check electrical connection and GFCI. Adjust temperature setting. Ensure vents are clear.
LED knob lights not working.	Electrical connection issue, faulty wiring.	Check power supply to the unit. Contact customer support for electrical issues.

8. SPECIFICATIONS

Feature	Detail
Brand	Mont Alpi
Model Name	Deluxe Series (MAi400-DFC)
Product Dimensions (Overall)	82"W x 23"D x 46"H (Hood Closed)
Countertop Height	35"
Item Weight	650 Pounds
Fuel Type	Propane / Natural Gas (Conversion Kit Sold Separately)
Main Burner Count	4
Side Burner Count	1 (Infrared)
Total BTU Output	78,000 BTU's
Cooking Surface Area	792 Square Inches (26" x 18")
Material	304 Marine Grade Stainless Steel, Granite
Voltage	115 Volts
Rotisserie Kit	120V 4-Watt heavy duty electric motor (holds up to 25 lbs)
Refrigerator Dimensions	18.5" x 17" x 27"

KEY FEATURES



INFRA-RED REAR BURNER

Perfect for rotisserie cooking and pizzas. **PLUS** - Extra large stainless-steel warming rack, internal oven lights.



ACCU-TEMP

Oversize Temperature Gauge



SEAR PLATES


Heavy duty stainless steel infra-red system sear plates, provide even distribution of heat and easy to control heat.



LED ILLUMINATED KNOBS

Blue when off, red when on.

PLUS - A bottle opener (the most important tool for any outdoor cooking)



HEAVY DUTY BURNERS

304 Stainless steel heavy duty burners

Figure 8.1: Dimensional diagram of the Mont Alpi MAi400-DFC outdoor kitchen.

9. WARRANTY AND SUPPORT


9.1 Limited Lifetime Warranty

Mont Alpi grills are designed and built for durability. The MAi400-DFC comes with a limited lifetime warranty (limitations apply). This warranty covers manufacturing defects and ensures the product's performance under normal use. For specific terms and conditions, please refer to the warranty documentation included with your purchase or visit the official Mont Alpi website.

9.2 Customer Support

If you have any questions, concerns, or require assistance with your Mont Alpi outdoor kitchen, please do not hesitate to reach out to Mont Alpi customer support. Contact information can typically be found on the manufacturer's website or in your product packaging.

© 2024 Mont Alpi. All rights reserved.
For more information, visit [Mont Alpi Store](#)



[\[pdf\]](#) Borchure

2024 Mont Alpi Grills Brochure friendlyfires ca 2025 05 |||

2 THE MONT ALPI STORY At Mont Alpi, we are committed to empowering outdoor cooks of all levels t ... 4 5 Experience all the power you need to cook your meals to perfection with the MAi400-D SERIES MAi400-DFC pictured MAi400-D 4-BURNER SPECIFICATIONS 78,000 BTU Heat Output Cooking surface 28 x1...

lang:en score:40 filesize: 4.2 M page_count: 28 document date: 0000-00-00



[\[pdf\]](#) Borchure

Untitled Mont Alpi Grills Brochure 2025 MA957FC Black Stainless Steel Outdoor Kitchen Island Shop Appliances v1

files shopappliances static product documents 134617 39280 MAI805BSS90BEV 135355 39646 AppliancesMont MAi400D90FC Deluxe Package Appliancesfiles 39280files 39646files 135403 39930 MAi805D45FC 134649 39503files ||| ||| 2 THE MONT ALPI STORY At Mont Alpi, we are committed to empowering outdoor cooks of all levels to achieve their culinary goals. Driven by a passion for outdoor cooking, we design and craft innovative, high quality grills that make it easy ||| 2 THE MONT ALPI STORY At Mont Alpi, we are committed to empowering outdoor cooks of all levels to achieve their culinary goals. Driven by a passion for outdoor cooking, we design and craft innovative, high quality grills that make it easy ||| 2 THE MONT ALPI STORY At Mont Alpi, we are committed to empowering outdoor cooks of all levels to achieve their culinary goals. Driven by a passion for outdoor cooking, we design and craft innovative, high quality grills that make it easy

2 THE MONT ALPI STORY At Mont Alpi, we are committed to empowering outdoor cooks of all levels t ... 4 5 Experience all the power you need to cook your meals to perfection with the MAi400-D SERIES MAi400-DFC pictured MAi400-D 4-BURNER SPECIFICATIONS 78,000 BTU Heat Output Cooking surface 28 x1...

lang:en score:39 filesize: 2.97 M page_count: 28 document date: 2025-05-23

[\[pdf\]](#) Catalog

Mont Alpi Catalog 2025 Grillio All our Beverage Centers come with an outdoor rated refrigerator lights lockable door and a stainless steel sink faucet Each unit is made Grillio srsltid AfmBOopo3TQagSMxhd5iSO9CJ Btlkp7xKgnhtzQRol9rui11 1WplA grillio pub media documents GrillioMont GrillioAll made Each made all 304 marine grade finished white granite counter top make beautiful addition Mont 1WplAv1grillio 1WplAgrillio AfmBOopw6S9xqlB5Gwbj5o21oL5JhNCt0b4Q8NAhWxG VRHARV9KgAph addition Each 1WplAv1v1grillio AfmBOopZu XDJqzb5z3WLP1styaJmVoEc4nM60XHmMV0Km8A8FDmKvWEgrillio Built in are built to provide ample space for you cook your loved ones bring family together delicious meals memoriesMont 1WplAv1v1v1grillio VRHARV9KgAphgrillio AfmBOop0iZCycbDW Bhh7RoGDNS9YILKnF4 GK mmemBFuVhytMfy7xI memoriesAll made Mont 1WplAv1v1v1v1grillio mmemBFuVhytMfy7xIgrillio



AfmBOoqVyMmfr8Ha2A3yYI50Zi0TWyB8ENqEE9yEjejMsr7Pp6J2FRCb 1WplAv1v1v1v1v1grillio
AfmBOorHHIGcbowBN6hxl6 XWCqH c9TPd0nJvbUdUWjB5oNTQ5lBgggrillio made All refrigerators temperature
adjustable have stylish blue LED light The 3 options allow add this module to Mont 1WplAv1v1v1v1v1grillio
AfmBOoqVyMmfr8Ha2A3yYI50Zi0TWyB8ENqEE9yEjejMsr7Pp6J2FRCbgrillio
AfmBOoqJQJJUowdEmWwl7SqQT4qo7Po YQMLj9CbiXaLU2JADNwwoREt to Each blends effortlessly into island
offering premium finishes durable materials thoughtful design MA 805 EXC pictured EXCBSS MA Mont
1WplAv1v1v1v1v1v1grillio YQMLj9CbiXaLU2JADNwwoREtgrillio AfmBOoojSKc0qvHGa
VY1GZWtn9PVvOJSha1nZcAjaJYD01sjQLFaeUW ||| ||| 2 THE MONT ALPI STORY At Mont Alpi, we are
committed to empowering outdoor cooks of all levels to achieve their culinary goals. Driven by a passion for outdoor
cooking, we design and craft innovative, high quality grills that make it easy ||| 2 THE MONT ALPI STORY At Mont
Alpi, we are committed to empowering outdoor cooks of all levels to achieve their culinary goals. Driven by a passion
for outdoor cooking, we design and craft innovative, high quality grills that make it easy ||| 2 THE MONT ALPI
STORY At Mont Alpi, we are committed to empowering outdoor cooks of all levels to achieve their culinary goals.
Driven by a passion for outdoor cooking, we design and craft innovative, high quality grills that make it easy ||| 2
THE MONT ALPI STORY At Mont Alpi, we are committed to empowering outdoor cooks of all levels to achieve their
culinary goals. Driven by a passion for outdoor cooking, we design and craft innovative, high quality grills that make
it easy ||| 2 THE MONT ALPI STORY At Mont Alpi, we are committed to empowering outdoor cooks of all levels to
achieve their culinary goals. Driven by a passion for outdoor cooking, we design and craft innovative, high quality
grills that make it easy ||| 2 THE MONT ALPI STORY At Mont Alpi, we are committed to empowering outdoor cooks
of all levels to achieve their culinary goals. Driven by a passion for outdoor cooking, we design and craft innovative,
high quality grills that make it easy ||| 2 THE MONT ALPI STORY At Mont Alpi, we are committed to empowering
outdoor cooks of all levels to achieve their culinary goals. Driven by a passion for outdoor cooking, we design and
craft innovative, high quality grills that make it easy

2 THE MONT ALPI STORY At Mont Alpi, we are committed to empowering outdoor cooks of all levels to ... 4 5 Experience all the power you need to cook your meals to perfection with the MAi400-D SERIES MAi400-DFC pictured MAi400-D 4-BURNER SPECIFICATIONS 78,000 BTU Heat Output Cooking surface 28 x1...

lang:en score:39 filesize: 6.43 M page_count: 28 document date: 2025-04-19



[\[pdf\]](#) Borchure Catalog

Catalogue Mont Alpi Puerto Rico Grills Brochure 2023 2024 1 v 1727205515 cdn.shopify s files 0642 7977 3352 |||

2 THE MONT ALPI STORY At Mont Alpi, we are committed to empowering outdoor cooks of all levels t ... 4 5 Experience all the power you need to cook your meals to perfection with the MAi400-D SERIES MAi400-DFC pictured MAi400-D 4-BURNER SPECIFICATIONS 78,000 BTU Heat Output Cooking surface 28 x1...

lang:en score:38 filesize: 4.87 M page count: 28 document date: 2023-09-29



[\[pdf\]](#) Borchure

Mont Alpi Outdoor Kitchens Product Brochure 805 Island with Kegerator Kitchen — Patio Folks 2024 v 1746247725
cdn.shopify.com/files/1/0680/7548/7448/

2 THE MONT ALPI STORY At Mont Alpi, we are committed to empowering outdoor cooks of all levels to ... 4 5 Experience all the power you need to cook your meals to perfection with the MAi400-D SERIES MAi400-DFC pictured MAi400-D 4-BURNER SPECIFICATIONS 78,000 BTU Heat Output Cooking surface 28 x1...

lang:en score:37 filesize: 4.08 M page_count: 28 document date: 0000-00-00



[\[pdf\]](#) Catalog

Mont Alpi Catalog 2025 Grillo Includes two tier removable shelving for flexible storage Right Let the pizza party begin! PIZZA OVEN Stainless Steel U Shaped Burner Grills grillo pub media documents

2 THE MONT ALPI STORY At Mont Alpi, we are committed to empowering outdoor cooks of all levels to ... 4 5 Experience all the power you need to cook your meals to perfection with the MAi400-D SERIES MAi400-DFC pictured MAi400-D 4-BURNER SPECIFICATIONS 78,000 BTU Heat Output Cooking surface 28 x1...

lang:en score:36 filesize: 6.49 M page_count: 28 document date: 2025-04-19



[\[pdf\]](#)

Untitled Mont Alpi MAi805BSS45FC 110 inch Black Series Outdoor Kitchen Island with 6 Burner Grill Infra Red Side 45 Degree Corners and Refrigerator Cabinet in Stainless Steel Shop Appliances 134651 39515 files.shopappliance static product documents

2 THE MONT ALPI STORY At Mont Alpi, we are committed to empowering outdoor cooks of all levels to ... 4 5 Experience all the power you need to cook your meals to perfection with the MAi400-D SERIES MAi400-DFC pictured MAi400-D 4-BURNER SPECIFICATIONS 78,000 BTU Heat Output Cooking surface 28 x1...

lang:en score:35 filesize: 3.22 M page_count: 28 document date: 2025-05-23



[\[pdf\]](#) Borchure

Mont Alpi Grills BrochureSpecial OffersMont Alpi Brochure 2023cdn.shopify.com/files/1/0354/7607/8636/2023 v 1677624852

THE MONT ALPI STORY At Mont Alpi, we are committed to empowering outdoor cooks of all levels to ac ... 4 5 Experience all the power you need to cook your meals to perfection with the MAi400-D SERIES MAi400-DFC MAi400-D 4-BURNER SPECIFICATIONS 78,000 BTU Heat Output Weather Cover 46 35 Co...

lang:en score:24 filesize: 8.05 M page_count: 13 document date: 2023-01-21

[\[pdf\]](#) User Manual Instructions Troubleshooting Guide Parts List Specifications

sue watts Mai805 Island Simple Storage Service Amazon S3 1 Instruction Manual and Installation Instructions To
reduce the risk of fire burns or other injury read user manual carefully completely Leave instructions with consumer
for to retain future reference FOR OUTDOOR USE ONLY Do not store use gasoline 1112193 2833982 secure img1
ag wfcdn docresources 42603 111 fg 283 cdn shocho co 6 Safety Practices Avoid Injury When properly cared your
grills will be safe reliable many years However grill produces intense heat that can increase accident potential must
handled extreme care MAI805 ga 2 127134542 298175841 1585593858 4679300 1580743159 gac 94572270

1585086942 CjwKCAjw3 bzBRbEiwAgnnLCpwqaSq bB 89978130 823923179 1594425898 50612782 99439895
sc specsheets bBIQY8DzVCxZTg0cTKo5p2WHC593EgaRfH3sCn5ZI20sHhoC7JIQAvD BwE Mont Alpi 400
Stainless Steel Built In Grill Bison Kitchens 805 Deluxe Propane Gas Black W Beverage Center Infrared Side
Burner Rotisserie Kit MAI805 DBEV 91550355 162853941 259709324 729569370 1593111198 106247006
177446181 1677708469 1593714041 1895747883 MONT ALPI 01 MANUAL BBQGuys 216499286 1100111197
1589204317 158010952 1589332876 CjwKCAjwkun1BRAIEiwA2mJRWBmM28Qf3

CjwKCAjwkun1BRAIEiwA2mJRWBmM28Qf3kow4VBpCyTxa424fxSmIFdvFJprGW65mdbdqTnUsjKSsboxC4ygQAvD
drive google u uc id 1e2JRIaEumu8osnDO4cvLOu NWT3e8NHmy export burner BSSBEV 6261427 1266136499
1590496841 249970402 1587136285 217706212 1590178407 CjwKCAjw8J32BRBCEiwApQEKgRqpdUsa
CjwKCAjw8J32BRBCEiwApQEKgRqpdUsah7gHjtGOQcDhcFhj8Tdhne1DzPBAsaaV9Be1vrddiAddWmhoCiDEQAvD
w 90 Degree MAI400 D90BEV Premium Home Source D Corner BSS 94 Inch With Fridge Cabinet 42022764

839832535 1621865807 621662589 1601913140 81306513 788653937 1621261536 50548330 2107736816
1681222805 1629552785 1681222804 210400796 861594342 1681141066 924833111 1681141060 262282892
1271014254 1681290410 1552932106 1681290399 266973198 30538431 mta mai805 d bssfc mai400 dfc bss lib
yahoo net yhist 95622685483394 Product 44 in Free Shipping Upper Livin v 15440678097755057000 upperlivin
shop files edpubfiles s3 us east amazonaws efireplacestore Manuals dm document 79cb3e67 abcf 43fa a43f
fb0e0a8eff42 Click Here 7 Ft Outdoor Kitchen MABI805 Barbeques Galore bbqgalore media docs Downloadcdn

MAI805cdn MAI805Mai805 coMONT MANUALMONT MANUALMAI805 coDownload ManualInstallation
ManualMAI400 ManualMAI805 ManualProduct ManualMont AMS Fireplace1 completelyMont BBQGuysMont
BBQGuys6 care6 careMont KitchensMont KitchensMONT CollectionMont SourceMont LivinLeave otherMont
GaloreMont IslandMont Cabinetv1MAI805 CjwKCAjw8J32BRBCEiwApQEKgRqpdUsaMAI805

CjwKCAjwkun1BRAIEiwA2mJRWBmM28Qf3MAI805 1601913140MAI805 bBMAI805 1601913140MONT 01MONT
01MAI805 1594425898MAI805 1660406706MAI805 1681222804MAI805 1681141060MAI805 1681290399MAI805
15440678097755057000MAI805 ManualMAI805 1594425898mta manualmta manualMAI805

15440678097755057000mta 1681222804amsfireplace content mont alpi 159738107 712923928 1603776994
211934215 1601613527secure 1112193cdn BwEcdn 1601913140cdn MAI805drive exportdrive exportcdn
1594425898cdn shopify s 0029 1150 2454 1660406706cdn 1681222804cdn 1681141060cdn 1681290399cdn
MAI805upperlivin 15440678097755057000secure 2833982bbqgalore Manualsecure 1112193secure 2833982cdn
1594425898secure MAI805lib manuallib manualcdn BwEupperlivin 15440678097755057000edpubfiles
manualedpubfiles manualesecure 1112193upperlivin MAI805Mont InstallationMai805 BBQGuysSpecial Offers6
51a2a45d d56d 4ad7 8c28 680b56063402MONT 1681290399amsfireplace 0354 7607 8636 680b56063402
1682692547cdn |||

Mai805 Island Instruction Manual and Installation Instructions 1 2 Contents Warnings 4 Before
Lighting Instructions 5 Safety Practices to Avoid Injury 6 Parts List 7 Assembly Instructions 8
Electrical Warning 13 Connecting / disconnecting LP Gas Cylinder 14 Lighting Instru...

lang:en score:23 filesize: 1.37 M page_count: 24 document date: 2018-01-30

