

Graco Soothe 'n Sway LX (Derby)

Graco Soothe 'n Sway LX Baby Swing with Portable Bouncer Derby User Manual

Model: Soothe 'n Sway LX (Derby) | Brand: Graco

1. INTRODUCTION

The Graco Soothe 'n Sway LX Baby Swing with Portable Bouncer is a versatile 2-in-1 product designed to provide comfort and entertainment for your baby. This manual provides essential information for the safe assembly, operation, and maintenance of your product. Please read all instructions carefully before use and retain for future reference.

2. IMPORTANT SAFETY INFORMATION

WARNING: Failure to follow these warnings and instructions could result in serious injury or death.

- Always use the restraint system. Adjust to fit snugly.
- Never leave child unattended.
- Do not use this product if your child can sit up unaided or weighs more than 20 lbs (9 kg).
- Never use this product on an elevated surface (e.g., a table).
- Always place the bouncer on a flat, level floor surface.
- Suffocation Hazard: Never use the bouncer as a carrier.
- Strangulation Hazard: Keep cords and loose items away from child.
- Always ensure the product is fully assembled and all locks are engaged before placing a child in it.
- Discontinue use of the swing when child attempts to climb out or reaches 20 lbs (9 kg), whichever comes first.

3. PRODUCT OVERVIEW

The Graco Soothe 'n Sway LX is designed to offer both swinging and portable bouncing functionalities. It features a comfortable seat with multiple recline positions and a 5-point harness for security.



Image 3.1: The Graco Soothe 'n Sway LX Baby Swing with Portable Bouncer, showcasing its design and integrated toy bar.



**2 Ways to Use:
BABY SWING
& PORTABLE
BOUNCER**



Baby Swing



Portable Bouncer

Image 3.2: Illustration of the two primary uses: a stationary baby swing and a detachable portable bouncer.

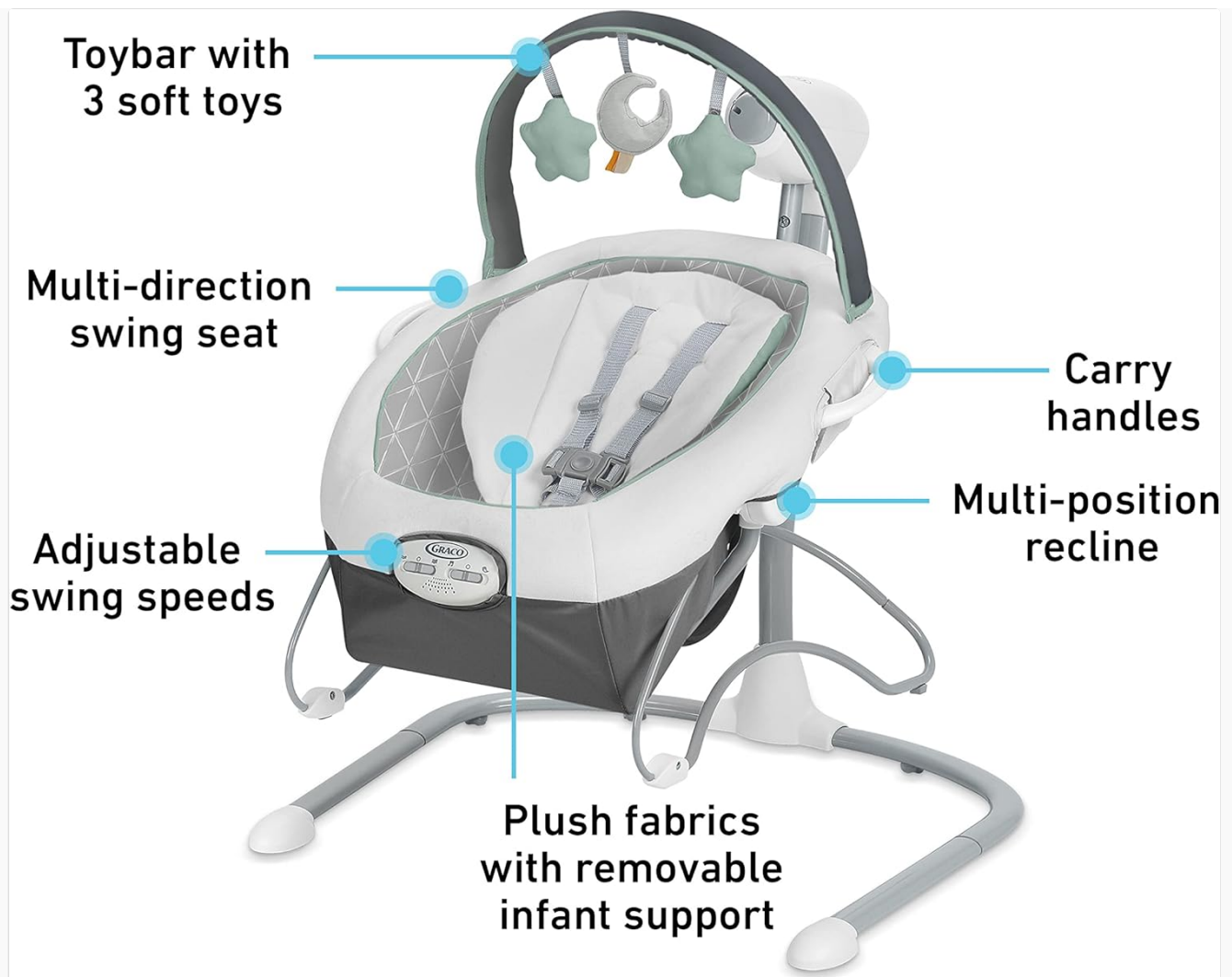


Image 3.3: Detailed view highlighting the product's features, including the toybar, multi-direction swing seat, carry handles, multi-position recline, adjustable swing speeds, plush fabrics, and removable infant support.

4. ASSEMBLY INSTRUCTIONS

Assembly of the Graco Soothe 'n Sway LX is designed to be straightforward. Refer to the included instruction sheet for detailed diagrams and step-by-step guidance. Ensure all components are securely fastened before use.

1. Unpack all components and verify against the parts list in your instruction sheet.
2. Assemble the base frame according to the diagrams. Ensure all connections click into place.
3. Attach the swing unit to the assembled base.
4. Install the seat pad and infant insert.
5. Attach the toy bar by inserting it into the designated slots until it clicks.
6. Connect the AC adapter to the swing unit and a power outlet.

Note: While assembly is generally simple, some users may find certain steps require careful attention to the instructions provided in the physical manual.

5. OPERATING INSTRUCTIONS

5.1 Using the Swing Function

The swing offers multiple speeds and directions to soothe your child.

Multi-direction seat can face 3 directions and moves side to side or front to back



Image 5.1: A parent interacting with a baby in the swing, illustrating the multi-direction seat capability.

- **Power On/Off and Speed Adjustment:** Rotate the speed dial clockwise to turn the swing on and adjust the speed. The LED light will illuminate. Lightly push the swing to initiate motion. It may take up to one minute for the swing to reach the selected speed. Rotate the dial counter-clockwise for slower speeds or to turn off.
- **Multi-Direction Seat:** The seat can be rotated to face right, front, or left, allowing for side-to-side or front-to-back swinging motions. To change direction, lift the seat slightly and rotate it to the desired position until it locks securely.
- **Recline Adjustment:** The seat features a 3-position recline. Locate the recline adjustment mechanism (usually a lever or button on the side or back of the seat) and adjust to the desired angle for your child's comfort.

5.2 Using the Portable Bouncer

The swing seat detaches to become a portable bouncer, allowing you to keep your baby close.

Carry handles make it easy to move around the home



Image 5.2: A parent easily moving the portable bouncer using its integrated carry handles.

- **Detaching the Bouncer:** Follow the instructions in your product manual to safely detach the seat from the swing base. Ensure the seat is securely locked in its bouncer configuration before use.
- **Carry Handles:** Use the integrated carry handles to transport the bouncer. Always ensure your child is securely fastened with the 5-point harness before moving.
- **Placement:** Always place the portable bouncer on a flat, level floor surface. Never use on elevated surfaces.

5.3 Vibration, Songs, and Sounds

Enhance your baby's comfort with soothing vibration and sounds.

Features 2-speed vibration & 6 songs and sounds



Image 5.3: A baby enjoying the bouncer, highlighting the vibration and sound features.

- **Vibration:** The product features two-speed vibration settings. Locate the vibration control button/switch on the unit and select the desired intensity (low or high).
- **Songs and Sounds:** Choose from 6 pre-programmed songs and sounds to help soothe and amuse your baby. Use the dedicated buttons on the control panel to cycle through options and adjust volume.

5.4 Toy Bar

The adjustable toy bar provides entertainment for your baby.

- **Adjusting/Removing:** The toy bar can be adjusted or easily removed for easier access to your baby. Follow the instructions in your manual for specific removal and reattachment steps.
- **Soft Toys:** The toy bar includes three soft toys designed to engage your baby.

6. CARE AND MAINTENANCE

Regular cleaning and maintenance will ensure the longevity and hygiene of your Graco Soothe 'n Sway LX.

- **Fabric Care:** The plush softgoods and removable infant insert are machine washable. Refer to the care tag on the fabric for specific washing instructions (e.g., cold water, gentle cycle, no bleach, tumble dry low).

- **Frame Cleaning:** Wipe the metal and plastic parts of the frame with a damp cloth and mild soap. Do not use abrasive cleaners or solvents.
- **Storage:** When not in use, store the product in a clean, dry place away from direct sunlight and extreme temperatures.

7. TROUBLESHOOTING

If you encounter issues with your Graco Soothe 'n Sway LX, refer to the following common solutions:

Problem	Possible Cause	Solution
Swing does not turn on or operate.	AC adapter not connected, power outlet issue, speed dial not turned sufficiently.	Ensure AC adapter is securely plugged into both the swing and a working wall outlet. Rotate the speed dial clockwise until the LED light illuminates.
Vibration not working.	Batteries are low or incorrectly installed (if applicable), vibration unit not activated.	Check battery compartment for correct installation and replace batteries if needed (1 D battery required). Ensure vibration button is pressed.
Swing motion is weak or inconsistent.	Speed setting too low, child weight exceeds limit, obstruction.	Increase swing speed using the dial. Ensure child's weight is within the specified limit (max 20 lbs/9 kg). Check for any obstructions preventing smooth movement.
Product makes unusual noises.	Loose connections, motor noise.	Check all assembly connections for tightness. A slight motor hum is normal; however, if noises are loud or unusual, discontinue use and contact customer support.

If these steps do not resolve the issue, please contact Graco Customer Service for further assistance.

8. SPECIFICATIONS

Brand: Graco
Model: Soothe 'n Sway LX (Derby)
Color: Derby
Product Dimensions: 29.25"D x 36.5"W x 36.5"H
Frame Material: Metal
Finish Type: Cushioned Fabric
Item Weight: 17.95 pounds
Power Source: AC Adapter (included)
Battery Requirement (for vibration): 1 D battery (not included)
Maximum Child Weight: 20 lbs (9 kg)

9. WARRANTY AND CUSTOMER SUPPORT





Graco products are manufactured to high-quality standards. For information regarding warranty coverage, product registration, or to contact customer support for assistance with your Graco Soothe 'n Sway LX, please visit the official Graco website or refer to the warranty card included with your purchase.



Graco Customer Service: For support, please visit [GracoBaby.com/support](https://www.GracoBaby.com/support) or refer to the contact information

provided in your product packaging.

© 2025 Graco Children's Products. All rights reserved.

Related Documents - Soothe 'n Sway LX (Derby)

	<p>Graco Soothe My Way™ Swing with Removable Rocker Owner's Manual</p> <p>Comprehensive owner's manual for the Graco Soothe My Way™ Swing with Removable Rocker. Includes detailed instructions for assembly, safe usage, care, and maintenance. Learn about features, modes, and troubleshooting for this baby swing and rocker combination.</p>
	<p>Graco Duet Glide LX Gliding Swing Owner's Manual</p> <p>This owner's manual provides instructions for the Graco Duet Glide LX Gliding Swing, covering assembly, use, care, and safety warnings. It includes information on features, modes of use, and troubleshooting.</p>
	<p>Graco Duet Glide Gliding Swing with Portable Rocker Owner's Manual</p> <p>Comprehensive owner's manual for the Graco Duet Glide Gliding Swing with Portable Rocker, providing assembly instructions, safety warnings, usage guidelines, and care information.</p>
	<p>Graco DuetSoothe Swing & Rocker Owner's Manual</p> <p>Comprehensive owner's manual for the Graco DuetSoothe Swing & Rocker, providing essential safety warnings, assembly instructions, and usage guidelines for parents and caregivers.</p>

	<p>Graco Baby Delight Instructions Manual</p> <p>This manual provides detailed instructions for assembling, using, and maintaining the Graco Baby Delight baby swing, including safety warnings and troubleshooting tips.</p>
	<p>Graco DuetConnect LX Swing & Bouncer Owner's Manual</p> <p>This manual provides instructions for the assembly, use, and safety precautions for the Graco DuetConnect LX Swing & Bouncer. It includes warnings about potential hazards such as strangulation, falls, and suffocation, and guides users on proper restraint use and product limitations.</p>

Documents - Graco – Soothe 'n Sway LX (Derby)

Catalogo
2021



[\[pdf\]](#) User Manual Catalog

Catálogo Graco Susana Sandoval PrinselCatalogo 2021 2022cdn shopify s files 1 1415 1124 Catalogo 2022 v 1635358242 |||

Catalogo 2021 2048585 Car Seat Snugride Gotham Glacier Harris Maxwell
Especificaciones H: 60 cm W: 49 cm D: 55 cm Kgs 7 El soporte extra ble para la cabeza y el cuerpo ofrece una amortiguaci n y apoyo suaves y ayuda a proporcionar un ajuste adecuado para los beb s m s peque os con pr c...
lang:es score:19 filesize: 3.66 M page_count: 44 document date: 2021-10-25