

Qaba 312-001GY

Qaba 4-Piece Kids Table Set with 2 Wooden Chairs, 1 Storage Bench, and Toddler Activity Table, Gray/White - Instruction Manual

INTRODUCTION


This manual provides comprehensive instructions for the assembly, operation, maintenance, and safety of your Qaba 4-Piece Kids Table Set, model 312-001GY. Please read all instructions carefully before assembly and use to ensure proper function and safety.

SAFETY INFORMATION

WARNING: Anchor to wall to prevent tipping.

- Ensure all parts are present and undamaged before assembly.
- Always supervise children when using the table set.
- Do not allow children to climb on the table or chairs.
- Regularly check all fasteners to ensure they remain tight.
- Keep small parts away from children during assembly to prevent choking hazards.

MORE DETAILS



Rounded Edge



Sturdy Solid Leg



Comfortable Backrest



Image: Close-up details of the table and chairs, highlighting features like rounded edges for safety, sturdy solid legs, and comfortable backrests.

PACKAGE CONTENTS

Your Qaba 4-Piece Kids Table Set includes the following components:

- 1 x Activity Table
- 2 x Wooden Chairs
- 1 x Storage Bench
- Assembly Hardware (screws, tool)



Image: The complete Qaba 4-Piece Kids Table Set, showing the table, two chairs, and a storage bench.

SETUP AND ASSEMBLY INSTRUCTIONS

Follow these steps to assemble your Qaba Kids Table Set:

1. **Unpack Components:** Carefully remove all parts from the packaging and lay them out on a clean, soft surface to prevent scratches. Verify all listed components are present.
2. **Assemble Table:** Attach the legs to the table using the provided screws. Ensure all connections are secure. Tighten with the provided tool.
3. **Assemble Chairs:** Attach the legs and backrests to the chair seats using the provided screws. Ensure all connections are secure. Tighten with the provided tool.
4. **Assemble Storage Bench:** Assemble the bench frame, then attach the backrest and the hinged lid. Ensure the lid opens and closes smoothly and securely.
5. **Final Check:** Once all pieces are assembled, double-check all screws and fasteners to ensure they are tight and secure.

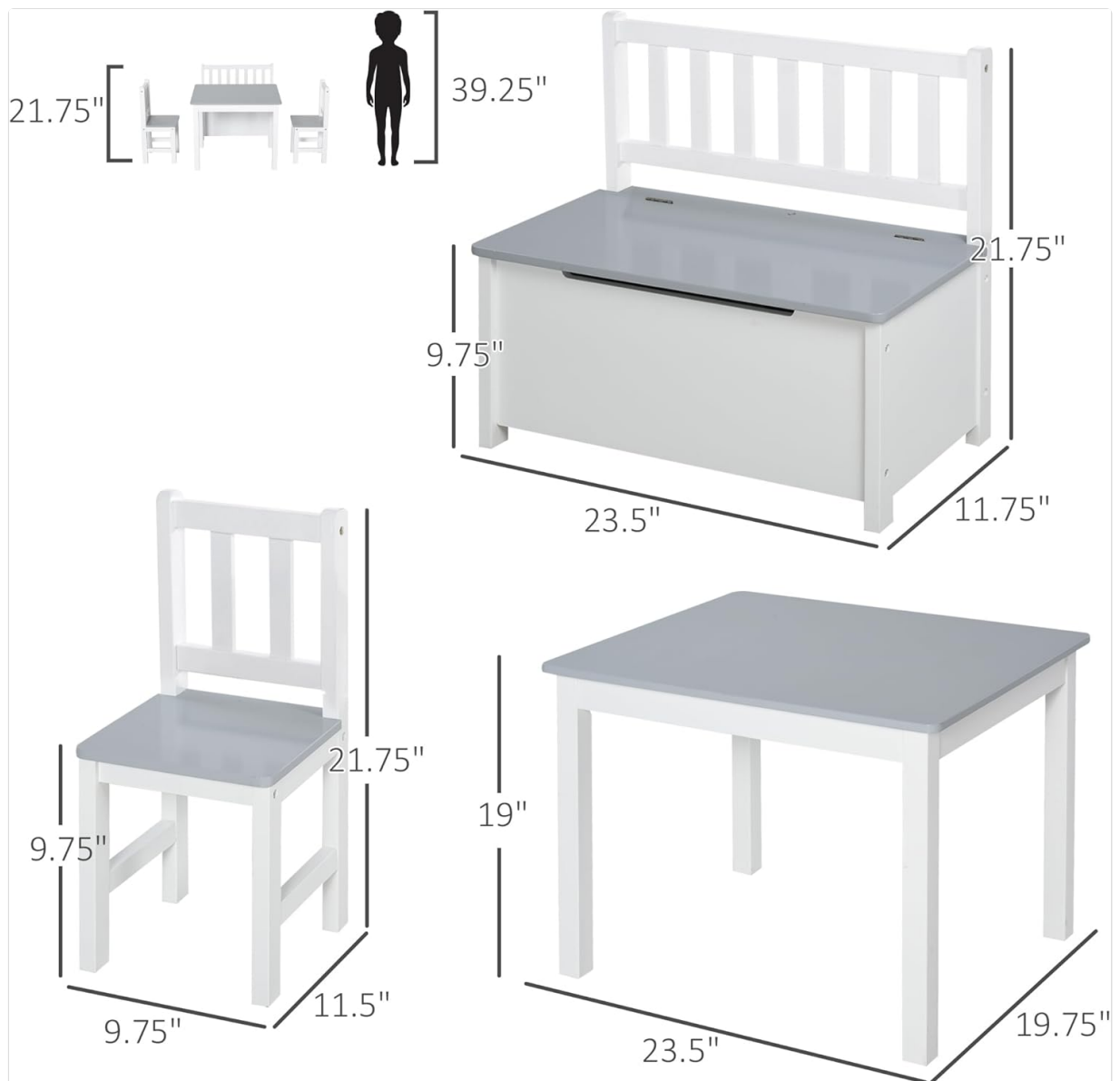


Image: Detailed dimensions for the table, chairs, and storage bench, useful for assembly and placement.

OPERATING INSTRUCTIONS AND USAGE

The Qaba Kids Table Set is designed for various activities for children aged 3 and older.

- **Table Use:** The table provides a stable surface for drawing, reading, crafts, homework, or meals.
- **Chairs and Bench:** The two chairs and one storage bench offer seating for up to four children.
- **Storage Function:** The bench features a hinged lid that opens to reveal a storage compartment, ideal for toys, books, or art supplies.



Image: A child seated at the table, reading a book, demonstrating typical use.

MULTI-FUNCTIONAL USE



Draw



Read



Create



Chat with Friends



Image: Visual representation of the table set's multi-functional uses, including drawing, reading, creating, and social interaction.



Image: The storage bench with its lid open, showing a teddy bear stored inside, highlighting its storage capability.

MAINTENANCE

- **Cleaning:** Wipe with a damp cloth. Avoid abrasive cleaners or harsh chemicals that may damage the finish.
- **Inspection:** Periodically inspect all parts for wear and tear, especially fasteners and joints. Tighten any loose screws.
- **Storage:** Store in a dry environment away from direct sunlight and extreme temperatures to prevent material degradation.

TROUBLESHOOTING

Problem	Solution
Set feels wobbly after assembly.	Ensure all screws are fully tightened. Check that components are correctly aligned according to the assembly instructions.
Storage bench lid does not close properly.	Verify the hinges are correctly installed and aligned. Check for any obstructions inside the storage compartment.

Problem	Solution
Marks or stains on the surface.	Wipe immediately with a damp cloth. For stubborn marks, use a mild soap solution and then wipe dry. Avoid harsh chemicals.


SPECIFICATIONS

Feature	Detail
Model Number	312-001GY
Material	Engineered Wood, Pine Wood
Color	Gray/White
Table Dimensions (L x W x H)	23.5" x 19.75" x 19"
Chair Dimensions (L x W x H)	9.8" x 11.4" x 21.7"
Bench Dimensions (L x W x H)	23.5" x 11.75" x 21.75"
Storage Space (L x W x H)	20.5" x 8.75" x 8.75"
Item Weight	31 pounds
Special Features	Easy to Clean, Smooth Edges, Storage Bench

WARRANTY AND SUPPORT

For warranty information or customer support, please refer to the retailer's policy or contact Qaba customer service directly. Keep your purchase receipt for any warranty claims.

Related Documents - 312-001GY

	<p>Qaba 4-Piece Kids Table and Chair Set with Storage Bench - Model 312-001</p> <p>Assembly instructions, safety warnings, and maintenance guide for the Qaba 4-Piece Kids Table and Chair Set with Storage Bench (Model 312-001). This set is designed for children aged 3 years and older, with a maximum weight capacity of 25 Kg for chairs and table. The document includes bilingual (English/French) safety information and contact details for Aosom.</p>
---	---

 <p>Qaba INSTRUCTIONS, US, CA 311-034</p> <p>WARNING ATTENTION</p> <p>311-034</p>	<p>Qaba 311-034 Toy Box Kids Seat Bench Storage Chest Assembly Instructions</p> <p>Assembly instructions and safety information for the Qaba 311-034 wooden toy box and kids seat bench storage chest. Includes part lists, hardware details, and maintenance care.</p>
 <p>Qaba INSTRUCTIONS, US, CA 312-107V80</p> <p>WARNING ATTENTION</p> <p>312-107V80</p>	<p>Qaba 312-107V80 Kids Desk and Chair Set Assembly Guide</p> <p>Official assembly instructions and safety guidelines for the Qaba 312-107V80 Kids Desk and Chair Set. Includes parts list, step-by-step assembly, and maintenance tips.</p>
 <p>Qaba INSTRUCTIONS, US, CA 316-001V00 316-001V80</p> <p>WARNING</p> <p>316-001V00 316-001V80</p>	<p>Qaba Kids Dressing Table and Chair Set Assembly Instructions and Safety Information</p> <p>Detailed assembly instructions, safety warnings, and care guide for the Qaba Kids Dressing Table and Chair Set (Model 316-001V00/316-001V80). Includes parts list, hardware details, step-by-step assembly guidance, and contact information for Aosom.</p>
 <p>Qaba INSTRUCTIONS, US, CA 370-027V00</p> <p>Children tricycle/tricycle pour enfants</p> <p>WARNING ATTENTION</p> <p>370-027V00</p>	<p>Qaba 370-027V00 Children's Tricycle - Assembly and User Manual</p> <p>This document provides detailed instructions for assembling and using the Qaba 370-027V00 children's tricycle. It includes safety warnings, a parts list, step-by-step installation guides, maintenance tips, and contact information for support.</p>
 <p>Qaba INSTRUCTIONS, US, CA 350-079</p> <p>ATTENTION WARNING</p> <p>350-079</p>	<p>Qaba Play Kitchen Set 350-079 Assembly Instructions</p> <p>Comprehensive assembly instructions for the Qaba 350-079 Play Kitchen Set. Includes parts list, hardware details, and step-by-step guidance for adult assembly.</p>