

Manuals+

[Q & A](#) | [Deep Search](#) | [Upload](#)

manuals.plus /

› [Weilisi](#) /

› [Weilisi 10" Ring Light with Stand 72" Tall & Phone Holder,38 Color Modes Selfie Light with Tripod Stand,Stepless Dimmable/Speed LED Ring Light for iPhone & Android,YouTube, Makeup,TIK Tok 10"](#)

Weilisi RL201W

Weilisi 10-inch Ring Light with Stand User Manual

Model: RL201W

PRODUCT OVERVIEW

The Weilisi 10-inch Ring Light is designed to provide optimal lighting for various applications, including photography, video recording, live streaming, makeup application, and more. It features a robust tripod stand, a flexible phone holder, and a wide range of customizable lighting options.



Figure 1: Overview of the Weilisi 10-inch Ring Light with its tripod stand and phone holder.

KEY FEATURES

- **Extensive Lighting Modes:** Features warm light, white light, daylight, and 39 dynamic RGB color modes (red, yellow, green, sky blue, blue, purple).
- **Precise Control:** Stepless brightness adjustment from 1% to 100% for both conventional and dynamic color modes.
- **Adjustable Tripod Stand:** Patented premium tripod extends from 19 inches up to 72 inches (62 inches for the stand itself), made from durable aluminum alloy and metal for stability.
- **Flexible Phone Holder:** Accommodates smartphones up to 3.3 inches wide, with 360-degree rotation and 180-degree vertical rotation for optimal positioning.

- **USB-Powered:** Conveniently powered via USB ports. Recommended 5V/3A adapter for optimal performance.
- **Wireless Remote Control:** Includes a smartphone remote control compatible with iOS and Android devices for remote photo and video capture.



Figure 2: Demonstrates the multi-light effects and the inline remote control for the ring light.

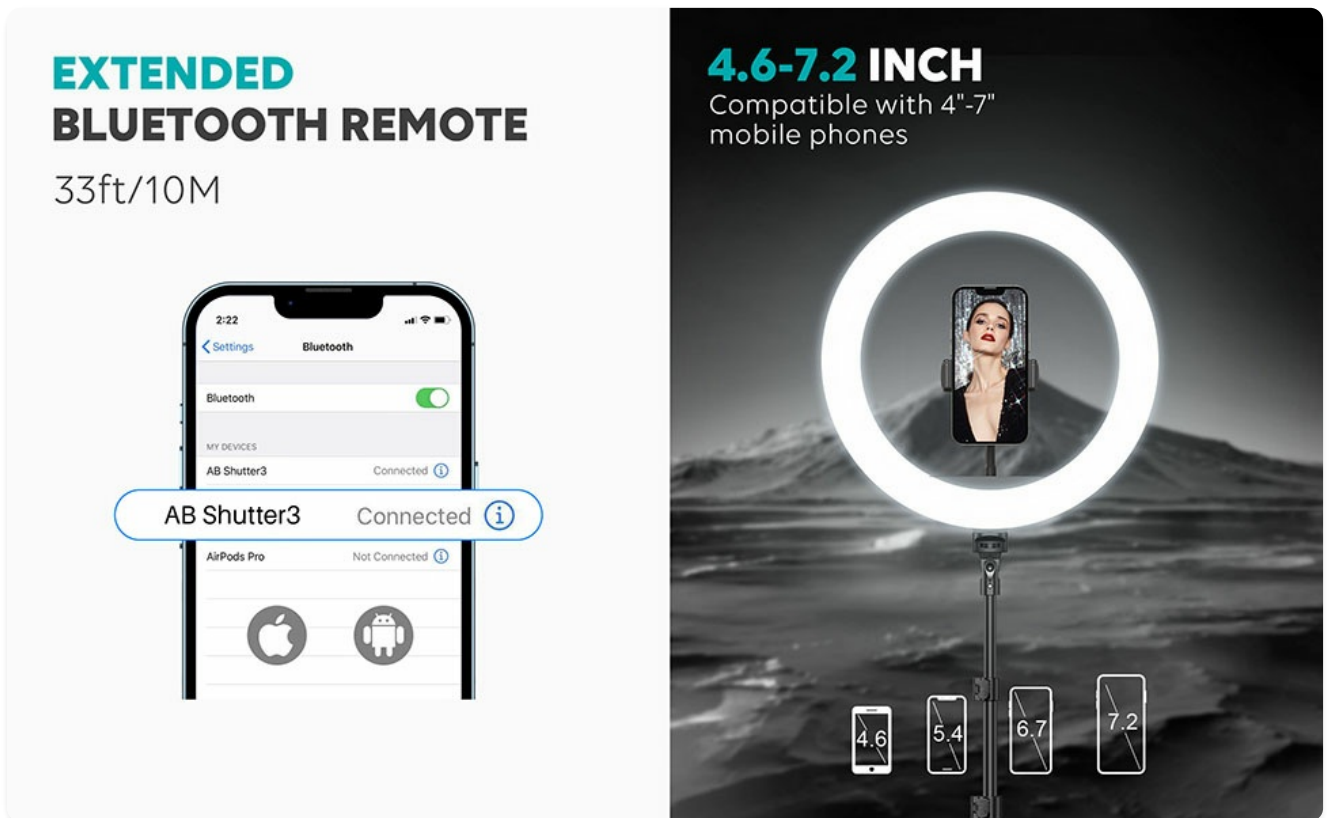


Figure 3: Illustrates the extended Bluetooth remote and phone compatibility with the ring light.

SETUP GUIDE

1. **Unpack Components:** Carefully remove all items from the packaging: ring light, tripod stand, phone holder, and remote control.
2. **Assemble Tripod:** Extend the tripod legs to a stable position. Adjust the height of the tripod stand by loosening the locking clips on the telescopic sections, extending to desired height (up to 72 inches), and then securely fastening the clips.
3. **Attach Ring Light:** Mount the ring light onto the top of the tripod stand. Ensure it is securely tightened.
4. **Install Phone Holder:** Insert the flexible phone holder into the designated slot within the center of the ring light. Adjust its angle and orientation as needed.
5. **Connect Power:** Plug the USB cable from the ring light into a compatible USB power source. For optimal performance, use a 5V/3A adapter or wall outlet.



Figure 4: Shows the adjustable height of the tripod stand for the ring light.







Figure 5: Demonstrates the flexibility and adjustability of the phone holder.

OPERATING INSTRUCTIONS

- **Power On/Off:** Use the power button on the inline remote control to turn the ring light on or off.
- **Adjust Brightness:** Use the 'Up' and 'Down' buttons on the remote to increase or decrease the brightness (1% to 100% stepless dimming).
- **Change Color Modes:** Press the 'Mode' button to cycle through the 3 normal color modes (warm, white, daylight).
- **Activate RGB Modes:** Press the 'RGB' button to switch to dynamic RGB color modes. There are 39 different dynamic, breathing, and illusory color modes available.
- **Wireless Remote for Phone:** Pair the included Bluetooth remote with your smartphone to remotely trigger photos or videos.

3 COLOR TEMPERAURE

Smoothly simulation 2700K tungsten light mix 6500K daylight, create your most perfect highlight moment



10 Level Adjustment

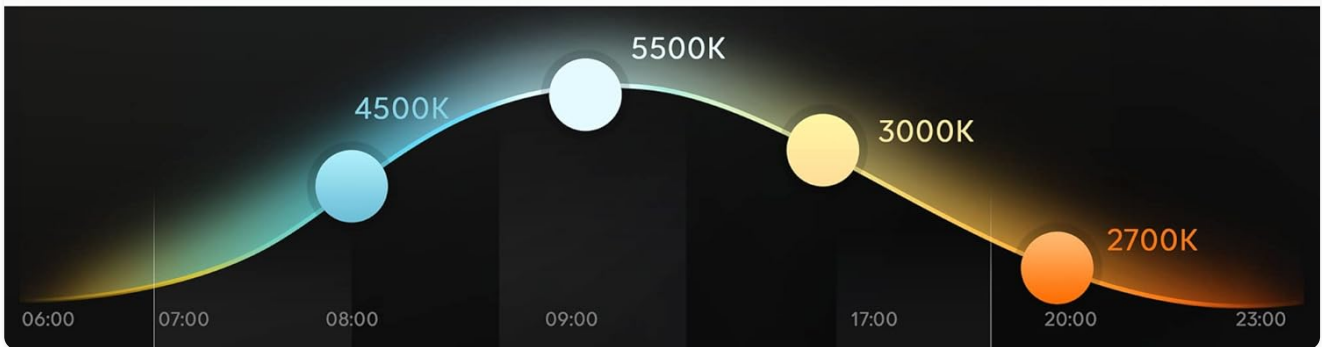


Figure 6: Displays the three primary color temperature modes: Warm, Nature, and Cold, with 10-level adjustment.

EXTRA 38 RGB MODE

Customize your own personal light show with



Figure 7: Highlights the 38 extra RGB dynamic modes for customized lighting effects.

MAINTENANCE

- **Cleaning:** Use a soft, dry cloth to wipe down the ring light and tripod. Avoid abrasive cleaners or solvents.
- **Storage:** When not in use, collapse the tripod and detach the ring light for compact storage. Store in a cool, dry place away from direct sunlight.
- **Cable Care:** Do not bend or crimp the power cable excessively. Always unplug by grasping the plug, not the cord.

TROUBLESHOOTING

- **Light Not Turning On:** Ensure the USB cable is securely connected to a powered USB port or a 5V/3A adapter. Try a different USB port or adapter.
- **Remote Control Not Working:** Check if the Bluetooth remote's battery (1 CR2032 included) needs replacement. Ensure it is properly paired with your smartphone.
- **Unstable Tripod:** Make sure the tripod legs are fully extended and the locking clips on the telescopic sections are securely fastened. Place on a flat, stable surface.
- **Phone Not Fitting in Holder:** The phone holder can stretch up to 3.3 inches. Ensure your phone's width is within this limit.

SPECIFICATIONS

Feature	Specification
Product Dimensions	62 x 17.8 x 62 inches
Item Weight	2.55 pounds
Model Number	RL201W
Batteries	1 CR2032 batteries required (included)
Connectivity Technology	USB
Hardware Interface	USB
Max Tripod Height	72 inches
Phone Holder Max Stretch	3.3 inches
Color Modes	3 Normal (Warm, White, Daylight) + 39 RGB Dynamic Modes
Brightness Adjustment	Stepless, 1% to 100%

WARRANTY AND SUPPORT

Weilisi offers a **12-month free after-sale replacement service** for this product. If you encounter any issues or have questions regarding your ring light, please do not hesitate to contact our customer support team.

Contact Support: For assistance, please refer to the contact information provided on the product packaging or the

official Weilisi website.

© 2024 Weilisi. All rights reserved.