

- › [Best Choice Products](#) /
- › [Best Choice Products Pretend Play Kitchen Wooden Toy Set Instruction Manual](#)

## Best Choice Products B08JPB2QFD

# Best Choice Products Pretend Play Kitchen Wooden Toy Set Instruction Manual

Model: B08JPB2QFD | Brand: Best Choice Products

### 1. SAFETY INFORMATION

This product is designed with your child's safety in mind. It is constructed from durable plastic materials and meets U.S. Federal safety standards for ASTM & CPSIA. Always supervise children during play to ensure safe use.

### 2. PRODUCT OVERVIEW

The Best Choice Products Pretend Play Kitchen is a large wooden toy set designed to mimic a real kitchen, providing an immersive play experience for children. It features a realistic design with various interactive elements.



Figure 2.1: The complete Pretend Play Kitchen set.

### Key Features:

- **Chalkboard Surface:** A dedicated chalkboard area allows little chefs to write down notes, menus, or recipes, enhancing imaginative play.
- **Realistic Design:** Mimics a true-to-life kitchen with a modern backsplash, telephone, oven, microwave, and sink.
- **Interactive Elements:** Features include an ice maker that dispenses pretend ice cubes and oven knobs that produce a realistic 'click' sound when turned.
- **Ample Storage:** Designed with various compartments including an overhead shelf, oven, fridge, freezer, microwave, and dishwasher for storing accessories and play food.
- **Towel Rack:** A convenient towel rack is included on the side for added realism.

## ≡ Chalkboard Surface ≡

Kids can jot down pretend ingredients and recipes on the working chalkboard while playing pretend in their realistic kitchen



Figure 2.2: Child interacting with the chalkboard surface.

# True to Life Kitchen

Fully equipped with utensils, a light-up stovetop, and crunching ice-machine for a realistic experience



## Stove Top

Knobs 'click' as they are turned



## Ice Maker

Dispenses pretend ice blocks



Figure 2.3: Detailed view of the stove knobs and ice maker.

### 3. SETUP AND ASSEMBLY

Assembly of the Pretend Play Kitchen is required. The set includes many screws to ensure sturdiness and resilience for active play. The estimated assembly time is approximately 90 minutes.

Please follow the detailed instructions provided in the included instruction manual. For a digital copy of the instructions, you can refer to the [Instructions for Use \(IFU\) PDF](#).





Figure 3.1: Product dimensions for assembly planning.

## 4. OPERATING INSTRUCTIONS

The play kitchen offers various interactive features for an engaging experience:

- **Stove Knobs:** Turn the oven knobs to hear realistic 'click' sounds, simulating cooking.
- **Ice Maker:** Press the lever on the ice maker to dispense pretend ice cubes.
- **Telephone:** Use the cordless phone for pretend calls, enhancing role-play scenarios.
- **Appliance Doors:** Open and close the doors of the oven, microwave, fridge, freezer, and dishwasher to store accessories or simulate cooking and cleaning.

### Included Accessories:

The set comes with 11 accessories to enrich playtime:

- 3 Utensils
- 2 Pots

- 1 Lid
- 4 Ice Cubes (for the ice maker)
- 1 Cordless Phone

## 11 Accessories Included

Your little one can play hours of pretend with kitchen accessories and a cordless phone



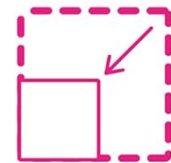
Figure 4.1: All 11 accessories included with the play kitchen.

## Storage Space

Plenty of room to store all the included accessories, making cleanup a breeze for mom and dad



Space Saving



Easy Cleanup

Figure 4.2: Storage space available in the play kitchen.

## 5. MAINTENANCE

To ensure the longevity and cleanliness of your Best Choice Products Pretend Play Kitchen, regular maintenance is recommended. The set is made with durable, composite wood and molded plastic accessories, making it easy to clean.

- Wipe surfaces with a damp cloth and mild soap as needed.
- Avoid using abrasive cleaners or harsh chemicals, as these may damage the finish.
- Ensure all parts are dry before closing doors or storing to prevent moisture damage.
- Periodically check all screws and connections to ensure they remain tight and secure for continued stability.



Figure 5.1: The removable sink allows for easy cleaning.

## 6. SPECIFICATIONS


Product Dimensions	31.25" (L) x 9.5" (W) x 31.5" (H)
Item Weight	28.5 pounds
Country of Origin	China
Manufacturer Recommended Age	3 years and up
Manufacturer	Best Choice Products




## 7. SUPPORT

For any questions, concerns, or support regarding your Best Choice Products Pretend Play Kitchen, please visit the official [Best Choice Products Store on Amazon](#) or refer to the contact information provided in your product packaging.

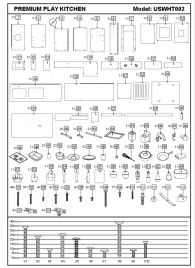
### Related Documents - B08JPB2QFD

 The cover of the instruction manual for the Best Choice Products Kitchen Playset. It features a red background with a white line drawing of the kitchen playset. The text "bcp BEST CHOICE PRODUCTS" is in the top left, and "INSTRUCTION MANUAL Kitchen Playset" is in the bottom right.	<p><a href="#">Best Choice Products Kitchen Playset Instruction Manual</a></p> <p>Comprehensive instruction manual for assembling the Best Choice Products Kitchen Playset, including parts lists, hardware details, and step-by-step assembly instructions for models SKY5969, SKY6009, SKY6346, SKY6850, SKY6851, SKY6852, and SKY6853.</p>
 The cover of the instruction manual for the Best Choice Products Kids Electric Guitar Play Set. It features a red background with a white line drawing of the guitar, amplifier, and microphone. The text "bcp BEST CHOICE PRODUCTS" is in the top left, and "INSTRUCTION MANUAL Kids Electric Guitar Play Set" is in the bottom right.	<p><a href="#">Best Choice Products Kids Electric Guitar Play Set Instruction Manual</a></p> <p>Official instruction manual for the Best Choice Products Kids Electric Guitar Play Set (SKY3017, SKY3018, SKY7142, SKY7143). Learn how to set up, operate, and maintain your toy guitar, amplifier, and microphone.</p>
 The cover of the guide for Best Choice Products 110-Piece Multicolor Magnetic Building Tiles. It features a white background with a colorful illustration of a house and a car made from the tiles. The text "bcp BEST CHOICE PRODUCTS" is in the top left, and "110-PIECE MULTICOLOR MAGNETIC BUILDING TILES BUILDING EXAMPLES" is in the bottom right.	<p><a href="#">Best Choice Products 110-Piece Magnetic Building Tiles - Building Examples</a></p> <p>Explore creative building possibilities with the Best Choice Products 110-Piece Multicolor Magnetic Building Tiles. This guide showcases various examples of structures that can be created, encouraging imagination and skill development in children aged 3-8.</p>
 The cover of the instruction manual for the Best Choice Products 3-Piece Kids Beginner Drum Set. It features a red background with a white line drawing of the drum set. The text "bcp BEST CHOICE PRODUCTS" is in the top left, and "INSTRUCTION MANUAL 3-Piece Kids Beginner Drum Set" is in the bottom right.	<p><a href="#">Best Choice Products 3-Piece Kids Beginner Drum Set Instruction Manual</a></p> <p>Comprehensive instruction manual for assembling and using the Best Choice Products 3-Piece Kids Beginner Drum Set (models SKY6261, SKY6264). Includes parts list, assembly steps, and warranty information.</p>



[Best Choice Products Kids Drum Set Instruction Manual](#)

Instruction manual for the Best Choice Products Kids Drum Set (Models SKY6546, SKY6547, SKY6548), detailing parts identification, assembly steps for classic and upright configurations, battery warnings, care instructions, and warranty information.



[Premium Play Kitchen Assembly Instructions - Model USWHT002](#)

Detailed assembly guide for the Premium Play Kitchen, model USWHT002. Includes a comprehensive parts list, step-by-step assembly instructions with textual descriptions of diagrams, and important safety warnings from the manufacturer, Ningbo Nien Maternal and Infant Products Co., Ltd.