

Hasbro Gaming F1656

Hasbro Gaming Monopoly Junior: Peppa Pig Edition Instruction Manual

Model: F1656

[Introduction](#)

[Components](#)

[Setup](#)

[Gameplay](#)

[Winning the Game](#)

[Safety](#)

[Information](#)

[Specifications](#)

[Support](#)

1. INTRODUCTION

The Hasbro Gaming Monopoly Junior: Peppa Pig Edition is a simplified board game designed for young players aged 5 and up. This edition introduces children to the classic Monopoly game concepts using familiar characters and locations from the Peppa Pig universe. Players move their character tokens around the board, buying properties and collecting money, while practicing basic counting and money management skills.

This game is suitable for 2 to 4 players.

2. GAME COMPONENTS

The Monopoly Junior: Peppa Pig Edition includes the following components:

- 1 Gameboard
- 4 Junior Tokens (Daddy Pig, George Pig, Mummy Pig, Peppa Pig)
- 20 Chance Cards
- 4 "Who's Your Token?" Character Cards
- 48 Sold Signs
- 90 Banknotes (Monopoly Money)
- 1 Die
- Game Guide




Image 1: The game box for Monopoly Junior: Peppa Pig Edition, showing Peppa Pig and a playground scene.



Image 2: An overhead view of the Monopoly Junior Peppa Pig game board, character tokens, money, and cards laid out.

3. SETUP INSTRUCTIONS

1. **Unfold the Gameboard:** Place the gameboard on a flat surface.
2. **Choose Tokens:** Each player selects one of the four Junior Tokens (Daddy Pig, George Pig, Mummy Pig, or Peppa Pig) and places it on the "GO" space.
3. **Distribute Money:** Each player receives 5 Monopoly Money banknotes.
4. **Place Cards:** Shuffle the Chance cards and place them face down on the designated "Chance" space on the board.
5. **Prepare Sold Signs:** Keep the 48 Sold Signs in a pile near the board.
6. **Prepare Character Cards:** Each player takes their corresponding "Who's Your Token?" Character Card.
7. **Designate a Banker:** One player is chosen to be the Banker. The Banker is responsible for holding the remaining money, properties, and Sold Signs.



Image 3: A close-up view of the Peppa Pig character tokens on the game board, ready for play.

4. GAMEPLAY

4.1 Starting the Game

The youngest player starts the game. Play proceeds clockwise.

4.2 Player's Turn

1. **Roll the Die:** On your turn, roll the single die.
2. **Move Your Token:** Move your character token clockwise around the board the number of spaces indicated on the die.
3. **Action on Space:** Follow the instructions on the space where your token lands:
 - **Unowned Property:** If you land on an unowned property, you must buy it. Pay the bank the amount shown on the space and place one of your Sold Signs on the property.

The game ends when one player runs out of money and cannot pay rent or buy a property. The remaining players count their money. The player with the most Monopoly Money wins the game!

6. SAFETY INFORMATION

WARNING: CHOKING HAZARD – Small parts may be generated. Not for children under 3 years.

7. PRODUCT SPECIFICATIONS

- **Product Dimensions:** 10.51 x 10.51 x 0.1 inches
- **Item Weight:** 1.1 pounds
- **Model Number:** F1656
- **Manufacturer Recommended Age:** 5 years and up
- **Language:** English
- **Manufacturer:** Hasbro
- **Release Date:** November 23, 2020




8. SUPPORT AND WARRANTY




For product support, missing parts, or warranty information, please visit the official Hasbro Gaming website or contact their customer service department. Refer to the game guide included in the box for specific contact details.
Official Hasbro Gaming Website: www.hasbrogaming.com



© 2025 Hasbro Gaming. All rights reserved. Monopoly and Peppa Pig are trademarks of their respective owners.

Related Documents - F1656

	<p>Monopoly Junior: Peppa Pig Edition - Official Game Rules and Instructions</p> <p>Learn how to play Monopoly Junior: Peppa Pig Edition with these official rules and instructions. Discover setup, gameplay, winning conditions, and board space details for this fun family board game.</p>
	<p>Monopoly Deal Card Game - Fast-Paced Family Fun by Hasbro Gaming</p> <p>Discover Monopoly Deal, the quick-playing card game version of Monopoly. Swap, steal, and scheme your way to victory in this fast-paced property trading game for families and kids, model G0351.</p>
	<p>Monopoly: Deadpool Edition - Game Rules and Instructions</p> <p>Official rules and instructions for the Monopoly: Deadpool Edition board game. Learn how to set up, play, buy properties, build headquarters and D-Mansions, and win the game.</p>

	<p>Monopoly Junior Super Mario Edition: Rules and Gameplay</p> <p>Learn how to play Monopoly Junior Super Mario Edition, a fast-dealing property trading game featuring characters from the Super Mario universe. This guide covers setup, gameplay, board spaces, winning conditions, and advanced rules.</p>
	<p>Perfection Board Game: How to Play and Set Up</p> <p>Instructions and guide for playing the Perfection board game, including setup, single-player mode, and multi-player mode.</p>
	<p>Monopoly: Marvel Studios' Black Panther - Wakanda Forever Edition Rules</p> <p>Official rules and gameplay instructions for Monopoly: Marvel Studios' Black Panther - Wakanda Forever Edition. Learn how to set up, play, and win this property trading game.</p>