

FLEXISPOT EG Set

FLEXISPOT Standing Desk Instruction Manual

Model: EG Set (100x60cm, White Frame + Maple Top)

1. INTRODUCTION

This manual provides essential instructions for the assembly, operation, and maintenance of your FLEXISPOT EG Set electric height-adjustable standing desk. Designed for ergonomic comfort, this desk allows seamless transitions between sitting and standing positions, promoting a healthier work environment. Please read these instructions carefully before use to ensure proper function and safety.

2. SAFETY INFORMATION

Warning: Do not exceed the maximum recommended load of 70 kg (dynamic) / 85 kg (static) to ensure the stability and safety of the desk.

- Ensure all components are securely fastened before use.
- Keep children and pets away from the desk during operation.
- Avoid placing liquids directly on the control panel or near electrical components.
- Ensure the power cable is properly connected to a suitable electrical outlet.
- Do not attempt to disassemble or repair the motor or control system yourself. Contact customer support for assistance.

3. ASSEMBLY INSTRUCTIONS

Detailed assembly instructions are provided in a separate document included with your product packaging. Please refer to that document for step-by-step guidance. Assembly typically requires two individuals due to the weight of the tabletop and frame components. A screwdriver or magnetic driver is recommended for easier installation of the tabletop and control panel.

Ensure the desk is positioned near an electrical outlet for power supply to the electric height adjustment mechanism.



Image 1: Assembled FLEXISPOT Standing Desk with laptop, monitor, and accessories, including under-desk cable management and side hooks.

4. OPERATING INSTRUCTIONS

4.1. Height Adjustment

The desk features an electric height adjustment system, allowing the tabletop to be raised or lowered smoothly. The height can be adjusted from 73.5 cm to 118 cm, accommodating various user heights and preferences.

4.2. Control Panel

The desk is equipped with a user-friendly 6-button manual control panel. This panel includes an LED display for real-time height indication and allows you to store up to four different height positions for quick access.

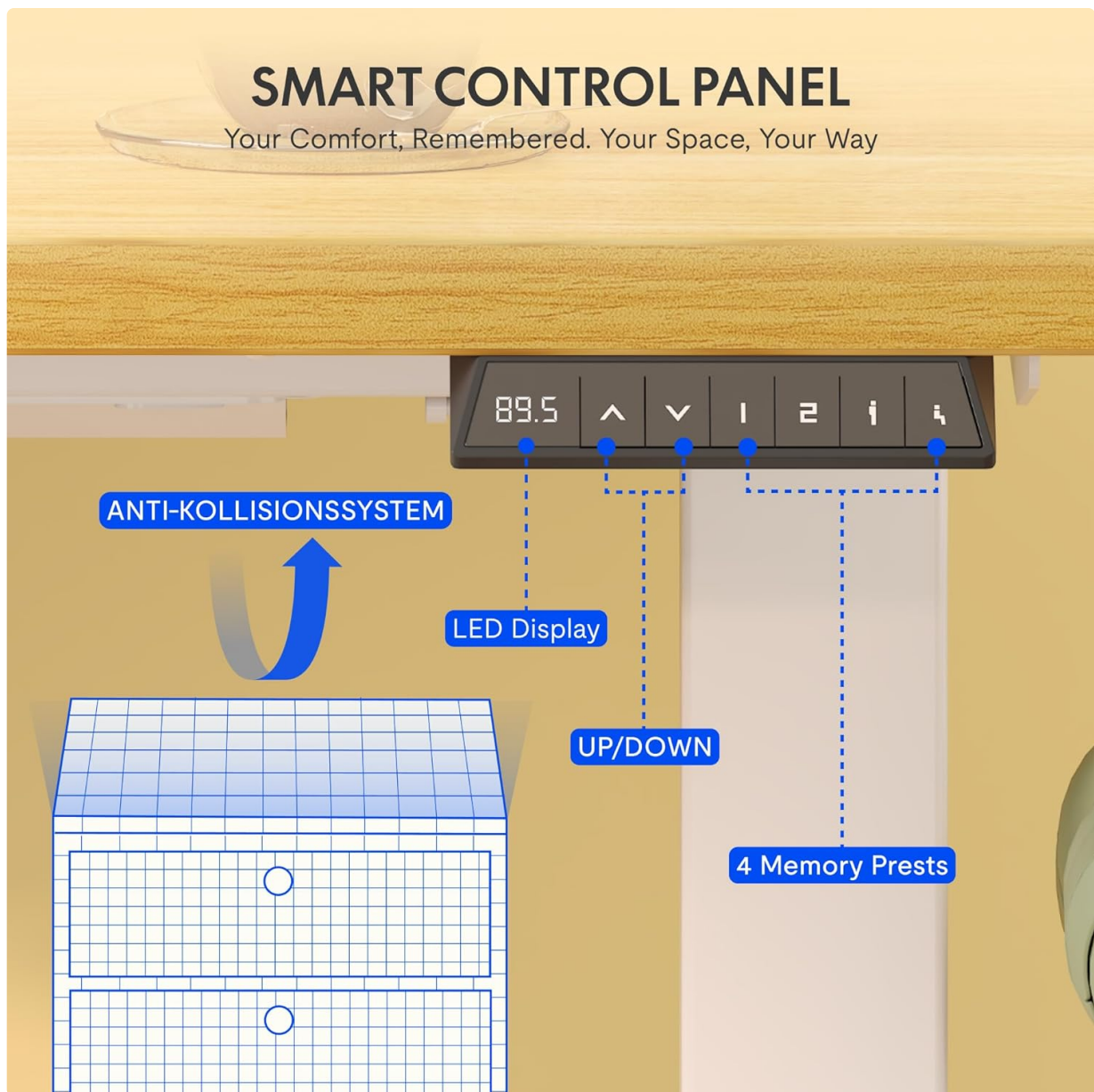


Image 2: Detail of the smart control panel with LED display and memory presets.

4.3. Memory Presets

To save a desired height position:

1. Adjust the desk to your preferred height using the up/down arrows.
2. Press the 'M' button (or similar memory button) followed by a number (1, 2, 3, or 4) to save the current height to that preset.
3. To recall a saved height, simply press the corresponding number button.

4.4. Anti-Collision Rebound Function

The desk is equipped with an anti-collision system. If the desk encounters an obstacle during height adjustment, it will automatically stop and slightly reverse direction to prevent damage or injury. This feature enhances safety during operation.



Image 3: Visual representation of the anti-collision rebound function, showing the desk stopping and reversing upon encountering an obstacle.

4.5. Low Noise Operation

The electric motor operates at a low noise level, typically below 50dB, ensuring a quiet working environment. The standby power consumption is less than 0.5W, making it energy-efficient.



Image 4: The desk operates quietly, with noise levels below 50dB, as depicted by a cat sleeping undisturbed on the tabletop.

5. MAINTENANCE

To maintain the desk's appearance and functionality, wipe surfaces with a dry cloth. Avoid using harsh chemicals or abrasive cleaners. Regularly check all screws and connections to ensure they remain tight.

6. TROUBLESHOOTING

If you encounter any issues with your FLEXISPOT standing desk, please refer to the troubleshooting section in the separate assembly manual or contact FLEXISPOT customer support for assistance. Common issues may include:

- **Desk not moving:** Check power connections and ensure no obstacles are blocking the frame.
- **Uneven movement:** Perform a reset procedure (refer to the detailed manual) or ensure the desk is not overloaded.
- **Error codes on display:** Consult the detailed manual for specific error code meanings and solutions.

7. SPECIFICATIONS

Feature	Detail
Model Number	EG Set
Dimensions (L x W x H)	100P x 60I x 73.5H cm (at lowest height)
Height Adjustment Range	73.5 cm to 118 cm

Max Load Capacity	70 kg (dynamic), 85 kg (static)
Max Speed	15 mm/s
Low Noise Level	<50dB
Standby Power Consumption	<0.5W
Input Voltage	AC100-240V
Material (Frame)	Alloy Steel
Material (Tabletop)	Engineered Wood
Color	White Frame + Maple Top
Special Features	Ergonomic, Adjustable, Stable, Electric, Anti-Collision



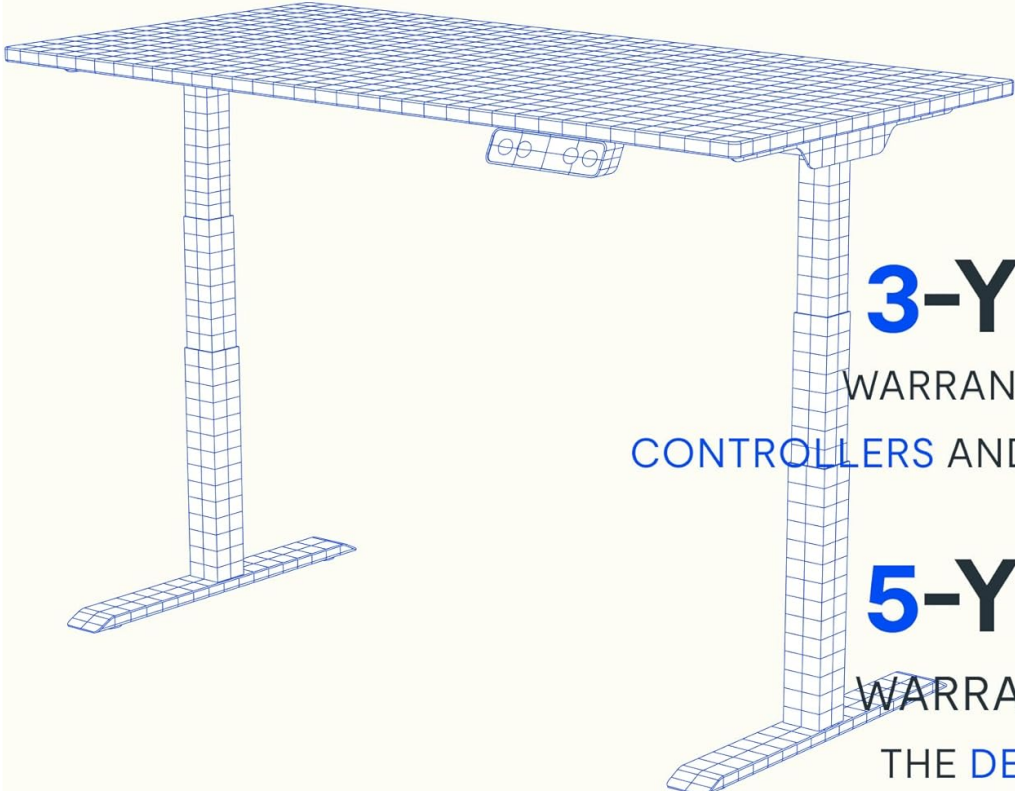
Image 5: Detailed dimensions and technical specifications of the FLEXISPOT standing desk.

8. WARRANTY AND SUPPORT

FLEXISPOT offers a comprehensive warranty for your peace of mind:

- **5-Year Warranty:** Applies to the desk frame.
- **3-Year Warranty:** Applies to the motor and control system.
- **Lifetime Technical Support:** Free technical assistance is available for the product's lifespan.

For warranty claims, technical support, or any inquiries, please contact FLEXISPOT customer service. Your desk has undergone rigorous testing (20,000 pressure tests) and is certified CE/BIFMA/ROHS, ensuring high quality and durability.



FlexiSpot

TRUST FLEXISPOT DESKS FOR WORRY-FREE WORK!

3-YEAR
WARRANTY ON ON
CONTROLLERS AND MOTORS

5-YEAR
WARRANTY ON
THE **DESK FRAME**

Image 6: Overview of FLEXISPOT's warranty coverage for desk components.

9. ADDITIONAL FEATURES

9.1. Cable Management and Hooks

The desk includes an under-desk cable tray to help organize power cords and cables, contributing to a tidy and safer workspace. Dual side hooks are also provided for hanging items like bags or headphones.



Image 7: Integrated cable management tray and convenient side hooks for accessories.

9.2. Stability and Durability

The desk frame is constructed from industrial-grade steel, ensuring robustness and stability. It is equipped with anti-slip foot pads to protect your flooring and prevent movement. The design is also compatible with optional wheels for enhanced mobility.



Image 8: Features highlighting the desk's stability, load capacity, and design elements.

10. PRODUCT VIDEOS

10.1. Product Overview and Lifestyle Use

Your browser does not support the video tag.



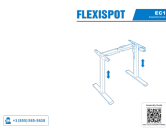



Video 1: This video demonstrates the FLEXISPOT standing desk in various lifestyle settings, showcasing its height adjustment capabilities for different activities like working, dining, and creative tasks. It highlights the seamless transition between sitting and standing positions.

10.2. Stability Crash Test

Your browser does not support the video tag.

Video 2: This video illustrates a crash test performed on the FLEXISPOT desk, demonstrating its stability and resistance to external forces. It compares the desk's performance against other models under similar stress conditions, highlighting its robust construction.

Related Documents - EG Set

	FlexiSpot EH1-EU Electric Standing Desk Frame User Manual Comprehensive user manual for the FlexiSpot EH1-EU electric standing desk frame, detailing specifications, assembly instructions, wiring, operation, and troubleshooting for optimal use.
	FlexiSpot EG8B/EG8W Installation Guide and Limited Warranty This document provides a comprehensive installation guide and limited warranty information for the FlexiSpot EG8B/EG8W adjustable standing desk. It details specifications, assembly steps, keypad operation, troubleshooting, safety precautions, and warranty terms.
	FlexiSpot EC1 Electric Height Adjustable Standing Desk Assembly Guide This assembly guide provides step-by-step instructions for setting up the FlexiSpot EC1 electric height-adjustable standing desk. It includes specifications, parts list, assembly procedures, keypad operation, troubleshooting tips, and warranty information.
	FlexiSpot E7QB Standing Desk User Manual Comprehensive user manual for the FlexiSpot E7QB standing desk, covering components, installation, usage, troubleshooting, and warranty information.
	FlexiSpot Q8B/Q8W Height Adjustable Standing Desk Installation Guide and Warranty Comprehensive installation guide and warranty information for the FlexiSpot Q8B/Q8W height adjustable standing desk, including setup instructions, usage tips, troubleshooting, and warranty details.
	FlexiSpot E2LB-V2/E2LW-V2 Electric Height-Adjustable Desk User Manual User manual for the FlexiSpot E2LB-V2 and E2LW-V2 electric height-adjustable desks, covering assembly, operation, technical specifications, and troubleshooting.