

Paddie BU0097

Paddie Electric Height Adjustable Tattoo Chair Spa Bed (Model BU0097) User Manual

1. INTRODUCTION

This manual provides essential information for the safe and effective use of your Paddie Electric Height Adjustable Tattoo Chair Spa Bed, Model BU0097. This versatile 3-section bed is designed for professional use in various settings, including tattoo parlors, spa treatments, lash extensions, and other aesthetic or medical procedures. It features electric height adjustment, manually adjustable backrest and footrest, and a durable construction for long-lasting performance.



Figure 1.1: Paddie Electric Height Adjustable Tattoo Chair Spa Bed (Model BU0097)

2. SAFETY INFORMATION

- Always assemble this product with at least two people to ensure safety and proper alignment.
- Exercise caution around sharp edges during assembly and operation.
- Do not exceed the maximum weight limit of 440 lbs (200 kg) to prevent damage and injury.
- Keep the unit away from direct heat sources and open flames.
- Ensure all electrical connections are secure and the power cord is not pinched or damaged.
- Unplug the unit from the power outlet before cleaning or performing any maintenance.

3. PACKAGE CONTENTS

Upon unpacking, please verify that all components are present:

- Main Spa Bed Frame and Sections
- Electric Remote Control

- Detachable Headrest Pillow
- Removable Armrests (2)
- Detachable Storage Pocket
- Assembly Hardware and Tools
- Instruction Manual

Note: To prevent shipping damage, the spa bed is typically shipped in two separate packages. Please ensure both packages have arrived before beginning assembly.

4. SETUP AND ASSEMBLY

Assembly requires at least two individuals. Follow the included installation instructions carefully. Ensure all connections are secure before use.



Figure 4.1: Product Dimensions and Assembly Overview

1. Unpack all components and verify against the package contents list.
2. Attach the main bed sections to the base frame using the provided hardware.
3. Secure the armrests by inserting them into the designated slots on the side of the bed.

4. Place the detachable headrest pillow onto the head section.
5. Attach the storage pocket to the side of the bed as desired.
6. Connect the remote control cable to the appropriate port on the bed's base.
7. Plug the power cord into a suitable electrical outlet.

5. OPERATING INSTRUCTIONS

5.1 Electric Height Adjustment

The bed's height can be adjusted electrically using the remote control. This feature allows for smooth and quiet transitions to suit various tasks and client needs.

- Use the **Up** button on the remote control to raise the bed.
- Use the **Down** button on the remote control to lower the bed.
- The adjustable height range is approximately 21 inches to 33 inches.



HEIGHT ADJUSTABLE ELECTRIC

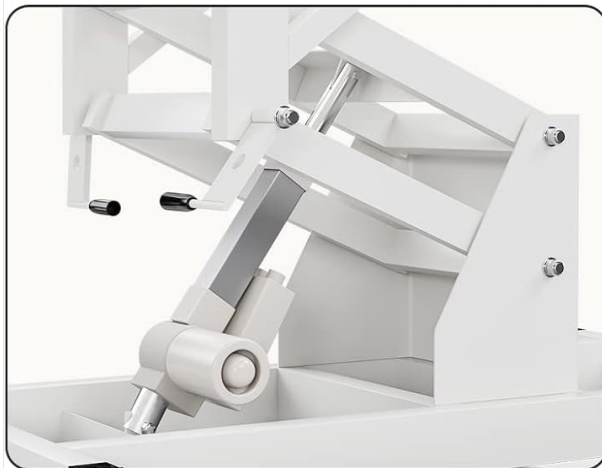


Figure 5.1: Electric Height Adjustment with Remote Control

5.2 Manual Backrest and Footrest Adjustment

The backrest and footrest sections are manually adjustable to provide optimal client comfort and positioning for various procedures.

- **Backrest:** Locate the adjustment lever beneath the backrest section. Lift the lever and adjust the backrest to the desired angle (up to 75 degrees). Release the lever to lock it in place.
- **Footrest:** Locate the adjustment lever beneath the footrest section. Lift the lever and adjust the footrest to the desired angle (down to 45 degrees). Release the lever to lock it in place.




Figure 5.2: Manual Backrest and Footrest Adjustment

5.3 Detachable Headrest and Removable Armrests

- The headrest pillow is detachable and features a breathing hole for client comfort during face-down treatments.
- The armrests can be easily removed to provide unobstructed access to the client, which is beneficial for certain procedures.




Figure 5.3: Detachable Headrest



Figure 5.4: Removable Armrest

6. FEATURES

The Paddie Electric Height Adjustable Tattoo Chair Spa Bed is designed with several key features to enhance functionality and durability:

- **Heavy-Duty Steel Frame:** Constructed with a robust steel frame to ensure stability and support a working load of up to 440 lbs (200 kg).
- **Premium Upholstery:** Made from wear-resistant PU leather and high-density foam with deluxe cushioning for client comfort and longevity. The surface is oil-resistant and water-resistant, preventing stains.
- **Anti-Slip Foot Pads:** Equipped with adjustable anti-slip foot pads to ensure stability and prevent movement during use.
- **Detachable Storage Pocket:** A convenient storage pocket is included for easy access to tools and

supplies during treatments.

- **Ergonomic Design:** The wide backrest and adjustable angles conform to the body's natural curves, providing ergonomic support and reducing client discomfort.



Figure 6.1: Key Structural and Convenience Features



Figure 6.2: Detachable Storage Pocket

7. MAINTENANCE

Proper maintenance will extend the life and appearance of your spa bed.

- **Cleaning:** Wipe clean the PU leather surface with a damp cloth and mild soap. Avoid harsh chemicals or abrasive cleaners that may damage the material.
- **Regular Inspection:** Periodically check all bolts and connections to ensure they are tight and secure.
- **Electrical Components:** Keep the remote control and power cord dry and free from damage. Do not attempt to repair electrical components yourself.

8. TROUBLESHOOTING

If you encounter issues with your Paddie Electric Height Adjustable Tattoo Chair Spa Bed, please refer to the following common troubleshooting tips:

- **Bed Not Adjusting Electrically:** Ensure the power cord is securely plugged into a working outlet and the remote control cable is properly connected to the bed. Check for any visible damage to the cables.

- **Backrest/Footrest Not Locking:** Verify that the manual adjustment levers are fully engaged after positioning the sections. Ensure no obstructions are preventing the levers from locking.
- **Unusual Noises:** If you hear unusual noises during electric adjustment, discontinue use and inspect the motor area for any obstructions or loose parts. Contact customer support if the issue persists.

For issues not covered here, please contact Paddie customer support.

9. SPECIFICATIONS

Feature	Specification
Brand	Paddie
Model Number	BU0097
Material	PU Leather
Special Feature	Adjustable, Durable
Item Weight	130 pounds
Product Dimensions (L x W x H)	72 x 22 x 21 inches
Adjustable Height Range	21 - 33 inches
Max Backrest Adjustment	0 - 75 degrees
Max Footrest Adjustment	0 - 45 degrees
Weight Capacity	440 lbs (200 kg)
Color	White
Product Care Instructions	Wipe clean

10. WARRANTY AND SUPPORT

For warranty information, product support, or to purchase replacement parts, please contact Paddie customer service. Keep your purchase receipt and model number (BU0097) readily available when contacting support.

Contact information can typically be found on the manufacturer's website or on your product packaging.