

manuals.plus /

- › Turbo /
- › Turbo TRB79637 Men's Swim Brief User Manual

Turbo Uniquenumber

Turbo TRB79637 Men's Swim Brief User Manual

Model: TRB79637 | Brand: Turbo

INTRODUCTION

This manual provides essential information for the proper use, care, and maintenance of your Turbo TRB79637 Men's Swim Brief. Designed for high-performance water sports like water polo, swimming, and diving, this swim brief offers exceptional durability and comfort. Its double-layered construction ensures strength, while the chlorine-resistant fabric maintains its vibrant color and integrity over time.



Figure 1: Front view of the Turbo TRB79637 swim brief, featuring a distinctive 'ITALIA' design with scooter graphics in green, white, and red on a dark blue background. The brief has a drawstring for adjustable fit.

SETUP AND SIZING

Before first use, it is recommended to rinse the swim brief in cold water. Ensure you select the correct size for optimal comfort and performance. Refer to the sizing chart below to find your ideal fit.

PASO 1: MÍDETE





CADERA
La parte más ancha
de la cadera.

PASO 2: ENCUENTRA TU TALLA

Usa la siguiente tabla para determinar tu talla. Si estás entre dos tallas, pide la menor para que la prenda te quede más ceñida o la mayor para que quede más holgada.

BAÑADORES WATERPOLO

TABLA DE TALLAS

TALLA TURBO	CADERA (cm)	UK/USA SIZE
S	82	30
M	86	32
L	90	34
XL	94	36
2XL	98	38
3XL	102	40
4XL	106	42

Figure 2: Detailed sizing guide illustrating how to measure your hips (cadera) for an accurate fit. The table provides corresponding Turbo sizes (S, M, L, XL, 2XL, 3XL, 4XL) with hip measurements in centimeters and equivalent UK/USA sizes.

WATERPOLO BOY/MAN													
	USA SIZE	20	22	24	26	28	30	32	34	36	38	40	42
	ESPAÑA / FRANCE	01	02	03	04	05	S	M	L	XL	2XL	3XL	4XL
	ITALIA	2Y	4Y	6Y	8Y	10Y	44	46	48	50	52	54	56
	UK	20	22	24	26	28	30	32	34	36	38	40	42
	TURBO SIZE	2Y	4Y	6Y	8Y	10Y	S	M	L	XL	2XL	3XL	4XL
	HIPS/CADERA/ANCA/HANCHES (cm)	64	66	70	74	78	82	86	90	94	98	102	106
	AGE(YEARS)/EDAD/ANNI	2	4	6	8	10	10	12	14	ADULT			

Figure 3: Comprehensive size chart for Waterpolo Boy/Man, detailing USA, España/France, Italia, UK, and Turbo sizes, along with corresponding hip measurements in centimeters and age recommendations for younger sizes. This chart helps ensure a precise fit for competitive use.

If you are between two sizes, choose the smaller size for a tighter fit or the larger size for a looser fit, depending on your preference for water sports activities.

OPERATING (USAGE)

The Turbo TRB79637 swim brief is designed for rigorous use in various water environments, including pools and open water. Its flat-closed seams and adjustable waist tie provide a secure and comfortable fit, minimizing chafing during extended training sessions or competitive events.

- **Water Polo:** The double-layered fabric and robust construction make it difficult for opponents to grab, enhancing performance in water polo.
- **Swimming & Diving:** The comfortable fit and durable material are ideal for long swimming sessions and diving activities.
- **Other Water Sports:** Suitable for underwater rugby, underwater hockey, and other demanding aquatic sports.



Figure 4: Image featuring the Turbo Triathlon logo alongside a male swimmer wearing a Turbo swim brief, highlighting the brand's association with competitive water sports.

This product also offers UPF 50+ Ultraviolet Protection, blocking 98% of UV rays, providing excellent sun protection during outdoor activities.



Figure 5: UPF 50+ logo, signifying that the fabric blocks 98% of harmful ultraviolet rays, offering superior sun protection.

MAINTENANCE AND CARE

Proper care will extend the lifespan of your Turbo swim brief and maintain its performance and appearance.

- **Rinsing:** Immediately after each use, rinse the swim brief thoroughly in cold, fresh water to remove chlorine, salt, and body oils.
- **Washing:** Hand wash with a mild soap. Do not use harsh detergents, bleach, or fabric softeners, as these can damage the fabric and affect its elasticity and color.
- **Drying:** Gently squeeze out excess water. Do not wring. Lay flat to dry in the shade, away from direct sunlight or heat sources. Avoid machine drying, as high heat can degrade the fabric.
- **Storage:** Store in a cool, dry place. Ensure the swim brief is completely dry before storing to prevent mildew.

- **Avoid Rough Surfaces:** Be mindful of rough surfaces (e.g., pool decks, concrete) that can snag or abrade the fabric.

TROUBLESHOOTING

While Turbo swim briefs are highly durable, certain issues can arise. Here are some common concerns and solutions:

- **Fading Colors:**
Issue: Colors appear dull or faded over time.
Solution: This is often due to prolonged exposure to chlorine or direct sunlight without proper rinsing. Always rinse immediately after use and dry in the shade. While Turbo fabric is highly chlorine-resistant, continuous exposure without rinsing will eventually affect color vibrancy.
- **Loss of Elasticity:**
Issue: The fabric feels stretched out or loses its shape.
Solution: High heat from machine drying or hot water washing can damage the elastic fibers. Always air dry in the shade and wash in cold water. Avoid contact with harsh chemicals or oils that can degrade elastic.
- **Chafing or Discomfort:**
Issue: Experiencing rubbing or discomfort during wear.
Solution: Ensure you have selected the correct size using the provided sizing charts. A swim brief that is too small can cause chafing, while one that is too large may bunch up. Adjust the waist tie for a snug but comfortable fit. The flat seams are designed to minimize chafing.

SPECIFICATIONS






Feature	Detail
Model Number	TRB79637 (Uniquenumber)
ASIN	B08J4GPFHJ
Fabric Composition	55% PBT, 45% Polyester
Construction	Double-layered for strength
Seams	Flat-closed seams to prevent chafing
Waist	Adjustable tie
Chlorine Resistance	Highly durable and resistant to chlorine
UV Protection	UPF 50+ (Blocks 98% of UV rays)
Intended Use	Swimming, Water Polo, Diving, Underwater Rugby, Underwater Hockey

WARRANTY AND SUPPORT

Specific warranty information for the Turbo TRB79637 swim brief is not provided in this manual. For any product-related inquiries, support, or warranty claims, please refer to the retailer where the product was purchased or visit the official Turbo website for customer service contact details.

For general information about Turbo products, you may visit their official website:www.turbo.es

Related Documents - Uniquenumber

	<p>Turbo Swimsuit Care: Understanding and Preventing Pilling</p> <p>Learn what pilling is on swimsuits and how to prevent it with Turbo's expert care guide. Discover tips to protect your swimwear from rough surfaces and extend its durability.</p>
	<p>TURBO Economiser Series E2T User Manual - Industrial Dust Collection Control</p> <p>User manual for the TURBO Economiser Series E2T, detailing its features, operation, installation, maintenance, and troubleshooting for industrial dust collection systems. Learn about its digital control, multiple modes, and alarm functions.</p>
	<p>Turbo Aircrete Anchor FTP K Load Specifications</p> <p>Detailed load specifications for the Turbo aircrete anchor FTP K, including screw diameter, minimum edge distance, and recommended loads for aerated concrete and gypsum blocks, across different anchor models (FTP K 4, 6, 8, 10).</p>
	<p>BLAUBERG Turbo Inline Mixed-Flow Fans User Manual</p> <p>Comprehensive user manual for BLAUBERG Turbo inline mixed-flow fans, detailing installation, operation, control logic, technical maintenance, troubleshooting, and warranty information.</p>
	<p>Blauberg Turbo Inline Mixed-Flow Fans User Manual and Installation Guide</p> <p>Comprehensive user manual for Blauberg Turbo inline mixed-flow fans. Covers delivery set, brief description, operation guidelines, designation key, mounting, control logic, technical maintenance, storage, transportation, and warranty information.</p>