

Cecotec 4261

Cecotec Surface Precision 10400 Smart Healthy Vision Personal Scales User Manual

Model: 4261

1. INTRODUCTION

Thank you for choosing the Cecotec Surface Precision 10400 Smart Healthy Vision Personal Scales. This smart scale is designed to provide comprehensive insights into your body composition, helping you monitor your health and fitness journey with precision. Featuring advanced ITO technology and Bluetooth connectivity, it offers a seamless experience for tracking various body parameters.

Please read this manual carefully before using the device to ensure proper operation, maintenance, and to maximize its lifespan.

2. SAFETY INFORMATION

- Do not use this device if you have a pacemaker or other internal medical device.
- Do not use this device if you are pregnant.
- Place the scale on a hard, flat surface for accurate measurements. Avoid carpets or soft surfaces.
- The scale surface can be slippery when wet. Ensure the surface is dry before stepping on it.
- Do not jump on the scale or use it for purposes other than weighing.
- Keep the scale away from water and extreme temperatures.
- This scale is intended for household use only and not for medical diagnosis or treatment.
- Keep out of reach of children.

3. PACKAGE CONTENTS

Verify that all items are present and in good condition upon opening the package:

- Cecotec Surface Precision 10400 Smart Healthy Vision Personal Scales
- USB Charging Cable
- User Manual

4. PRODUCT OVERVIEW

The Cecotec Surface Precision 10400 scale features an extra-flat design made of tempered high-security glass with ITO technology. It includes a large LCD display for clear readings and four high-precision sensors for accurate measurements. The scale is powered by a 600mAh lithium battery, eliminating the need for disposable batteries.



Figure 4.1: Top view of the Cecotec Surface Precision 10400 Smart Healthy Vision Personal Scales in Garnet Red, showing the digital display, central sensor, and the Cecotec logo. A smartphone displaying the Cecotec app and a measuring tape are also visible.

5. SETUP

5.1 Initial Charging

Before first use, fully charge the scale. Connect the provided USB charging cable to the charging port on the side or back of the scale and plug the other end into a USB power adapter (not included) or a computer USB port. The display will indicate charging status.

5.2 Placement

Place the scale on a hard, flat, and stable surface. Uneven surfaces can affect measurement accuracy. Ensure the four feet of the scale are firmly on the ground.

5.3 Unit Selection

The scale supports both kilograms (kg) and pounds (lb). To switch between units, locate the unit conversion button, usually on the underside of the scale, and press it to toggle between the desired unit.

6. OPERATING INSTRUCTIONS

6.1 Basic Weighing

1. Ensure the scale is on a flat, hard surface.
2. Gently tap the scale with your foot to activate it. The display will show "0.0 kg" or "0.0 lb".
3. Step onto the scale barefoot, placing your feet evenly on the ITO conductive areas (the metallic-looking strips). Stand still until your weight is displayed and stabilizes.
4. The scale will automatically turn off after a few seconds of inactivity.



Figure 6.1: A person's bare feet positioned on the Cecotec Surface Precision 10400 Smart Healthy Vision Personal Scales, with the digital display showing a weight reading of 80.6 kg and other body composition metrics.

6.2 Connecting to the App (Bluetooth 4.0)

For full functionality and to track all 15 body parameters, download the official Cecotec app on your

smartphone. The app is compatible with Bluetooth 4.0 or higher.

1. Download the "Cecotec" app from your smartphone's app store (iOS App Store or Google Play Store).
2. Enable Bluetooth on your smartphone.
3. Open the Cecotec app and create a user profile.
4. Step onto the scale to activate it. The app should automatically detect and connect to the scale via Bluetooth. Follow any on-screen prompts in the app to complete the pairing process.
5. Once connected, your measurements will sync automatically to the app, providing detailed analysis and historical data.



Figure 6.2: A person sitting on the floor, looking at a smartphone, with the Cecotec Surface Precision 10400 Smart Healthy Vision Personal Scales placed on the floor nearby. This illustrates the use of the companion app with the scale.

7. UNDERSTANDING MEASUREMENTS

The Cecotec Surface Precision 10400 scale, in conjunction with its companion app, measures and tracks 15 basic body parameters:

- **Weight:** Your total body mass.
- **BMI (Body Mass Index):** A measure of body fat based on height and weight.

- **% Body Fat:** The percentage of fat in your body.
- **Weight without Fat:** Your body mass excluding fat.
- **Subcutaneous Fat:** Fat stored directly under the skin.
- **Visceral Fat:** Fat stored around the organs in the abdomen.
- **% Water:** The percentage of water in your body.
- **Muscle Mass:** The total weight of muscle in your body.
- **Bone Mass:** The total weight of bone in your body.
- **% Skeletal Muscle:** The percentage of muscle attached to bones.
- **Protein:** The amount of protein in your body.
- **BMR (Basal Metabolic Rate):** The number of calories required to keep your body functioning at rest.
- **Body Age:** An estimation of your body's biological age based on your metrics.
- **Heart Rate:** Your pulse measurement.
- **Body Balance:** An indicator of your body's stability.

Consult with a healthcare professional for interpretation of these measurements and personalized health advice.

8. MAINTENANCE AND CARE

- **Cleaning:** Wipe the scale surface with a soft, damp cloth. Do not use abrasive cleaners or immerse the scale in water.
- **Storage:** Store the scale in a cool, dry place. Avoid direct sunlight and extreme temperatures.
- **Battery:** Recharge the lithium battery when the low battery indicator appears on the display or in the app.
- **Calibration:** If the scale is moved, it is recommended to recalibrate it by stepping on it briefly to turn it on, then stepping off and waiting for it to display "0.0" before taking a measurement.

9. TROUBLESHOOTING

Problem	Possible Cause	Solution
Scale does not turn on.	Low battery or no charge.	Charge the scale using the provided USB cable.
Inaccurate readings.	Scale on uneven surface; not calibrated; dirty sensors.	Place on a hard, flat surface. Step on and off to calibrate. Clean the scale surface.
Cannot connect to app.	Bluetooth off; app not open; scale not activated; app permissions.	Ensure Bluetooth is on. Open the app. Step on scale to activate. Check app permissions in phone settings.
"Err" or "OL" displayed.	Overload or measurement error.	The weight exceeds the maximum capacity (180kg). Step off the scale.

10. SPECIFICATIONS







Feature	Detail
Model Number	4261
Brand	Cecotec
Dimensions	30 x 30 x 2.2 cm
Weight	1.9 kg
Weight Capacity	5 kg to 180 kg
Measurement Increment	100g
Display Type	LCD
Connectivity	Bluetooth 4.0
Battery	600mAh Lithium Battery
Sensors	4 High-Precision Sensors
Material	Tempered High Security Glass with ITO Technology

11. WARRANTY AND SUPPORT

Cecotec products are manufactured to the highest quality standards. This product is covered by a manufacturer's warranty against defects in materials and workmanship from the date of purchase. Please refer to the warranty card included in your package for specific terms and conditions, or visit the official Cecotec website for detailed warranty information.

For technical support, troubleshooting, or warranty claims, please contact Cecotec customer service through their official website or the contact information provided in your product packaging. Please have your model number (4261) and purchase details ready when contacting support.

Related Documents - 4261

	<p>Cecotec Surface Precision 9400/9450 Full Healthy Digital Scale - User Manual</p> <p>Comprehensive user manual for the Cecotec Surface Precision 9400/9450 Full Healthy digital scale, covering setup, operation, body analysis features, maintenance, and warranty information.</p>
	<p>Cecotec Surface Precision 9500/9600 Smart Healthy Bathroom Scale User Manual</p> <p>Comprehensive guide for the Cecotec Surface Precision 9500 and 9600 Smart Healthy bathroom scales, covering setup, operation, mobile app integration, safety, maintenance, and troubleshooting.</p>
	<p>Cecotec Surface Precision EcoPower 10000 Healthy White/Black Bathroom Scale User Manual</p> <p>Comprehensive user manual for the Cecotec Surface Precision EcoPower 10000 Healthy bathroom scale. Learn about safety instructions, parts, operation, technical specifications, disposal, and warranty information for your body weight scale.</p>
	<p>Cecotec PureAroma 550 Connected: Manual de Instrucciones y Guía de Uso</p> <p>Manual de instrucciones para el difusor de aromas Cecotec PureAroma 550 Connected. Descubre sus funciones, características, seguridad y mantenimiento. Incluye control por app y Bluetooth.</p>
	<p>Manual de Usuario Motocicleta Eléctrica Cecotec Halo</p> <p>Guía completa para la motocicleta eléctrica Cecotec Halo. Aprenda sobre su funcionamiento, seguridad, mantenimiento y especificaciones técnicas para un uso óptimo y seguro.</p>
	<p>Cecotec Cecofry&Grill Duoheat 4000/6500 Instruction Manual: Healthy Cooking Guide</p> <p>Comprehensive user manual for Cecotec Cecofry&Grill Duoheat 4000 and 6500 air fryers. Learn about safety, operation, cleaning, troubleshooting, and technical specifications for healthy and versatile cooking.</p>



[\[pdf\]](#) User Manual Instructions Troubleshooting Guide Specifications Warranty

Manual de usuario Cecotec Báscula Baño inteligente Surface Precision 10400 Smart Healthy Vision Green Medición Bioimpedancia App 15 Parámetros Amazon.es Salud y cuidado personal A1dlkITKGLLm media amazon images I |||

SURFACE PRECISION 10400 Smart Healthy Vision Blue/Garnet/Green/Yellow Manual de instrucciones Instru ... en la aplicacin. 6. ESPECIFICACIONES TCNICAS 4260 Surface Precision 10400 Smart Healthy Vision Blue **4261** Surface Precision 10400 Smart Healthy Vision Garnet 4262 Surface Precision 10400 Smart Healthy ... lang:es score:23 filesize: 1.56 M page_count: 72 document date: 2023-02-14



[\[pdf\]](#) User Manual Instructions Troubleshooting Guide Specifications Warranty

Pobierz Waga łazienkowa Cecotec Surface Precision 10400 Żółta w Max Kuchnie surface precision smart healthy vision instrukcja sklep maxkuchnie pl storage file pimcore import 2025 1 31 1c81a32f264eec3ed12b572f5e0e8e2a |||

SURFACE PRECISION 10400 Smart Healthy Vision Blue/Garnet/Green/Yellow Manual de instrucciones Instru ... en la aplicacin. 6. ESPECIFICACIONES TCNICAS 4260 Surface Precision 10400 Smart Healthy Vision Blue **4261** Surface Precision 10400 Smart Healthy Vision Garnet 4262 Surface Precision 10400 Smart Healthy ... lang:es score:17 filesize: 2.17 M page_count: 72 document date: 2023-02-14



[\[pdf\]](#) User Manual Instructions Troubleshooting Guide Specifications Warranty

SURFACE PRECISION 10400 Smart Healthy Vision Blue GarnetSobald die Waage das Gewicht des Erwachsenen berechnet hat verlassen Sie Treten schließlich auf und halten Baby in Ihren Armen 04260 04261 04262 04263 Básculas IM CECOTECfiles plytix api v1 1 file public files pim assets 3b 55 d9 62 62d9553be8b24d002a3f8cc2 texts 11 13 06 64 64061311023a5939a8c9ae2b 04260 CECOTEC |||

SURFACE PRECISION 10400 Smart Healthy Vision Blue/Garnet/Green/Yellow Manual de instrucciones Instru ... en la aplicacin. 6. ESPECIFICACIONES TCNICAS 4260 Surface Precision 10400 Smart Healthy Vision Blue **4261** Surface Precision 10400 Smart Healthy Vision Garnet 4262 Surface Precision 10400 Smart Healthy ... lang:es score:15 filesize: 1.58 M page_count: 72 document date: 2020-03-24