

## EarFun TW302

# EarFun Air Pro Wireless Earbuds User Manual

Model: TW302

## 1. INTRODUCTION

Thank you for choosing the EarFun Air Pro Wireless Earbuds. This manual provides detailed instructions for setting up, operating, and maintaining your earbuds to ensure optimal performance and longevity. Please read this manual thoroughly before use and retain it for future reference.

## 2. PACKAGE CONTENTS

Verify that all items listed below are present in your package:

- EarFun Air Pro Wireless Earbuds
- Charging Case
- USB-C Charging Cable
- Eartips (various sizes)
- User Manual (this document)

## 3. PRODUCT OVERVIEW

Familiarize yourself with the components of your EarFun Air Pro earbuds and charging case.



**Image 3.1:** EarFun Air Pro Wireless Earbuds and their charging case. The earbuds are black with a metallic accent, and the charging case is a sleek black oval shape with the EarFun logo.

### 3.1 Earbud Components

- **Touch Control Area:** For managing playback, calls, and modes.
- **Microphones:** Multiple microphones for active noise cancellation and clear calls.
- **Ear Tip:** Silicone tips for comfort and passive noise isolation.
- **Charging Contacts:** Located at the bottom of each earbud.

### 3.2 Charging Case Components

- **Earbud Slots:** Magnetic slots for securing and charging earbuds.

- **Charging Indicator:** LED light indicating charging status.
- **USB-C Port:** For charging the case.

## 4. SETUP

---

### 4.1 Initial Charging

1. Remove the protective film from the charging contacts on both earbuds.
2. Place the earbuds into the charging case.
3. Connect the USB-C cable to the charging port on the case and to a power source.
4. Allow approximately 1.5 hours for a full charge of the earbuds and case. The indicator light on the case will show charging status.

### 4.2 Pairing with a Device

1. Ensure the earbuds are fully charged.
2. Open the charging case. The earbuds will automatically enter pairing mode, indicated by a flashing LED on one of the earbuds.
3. On your device (smartphone, tablet, etc.), enable Bluetooth.
4. Search for "EarFun Air Pro" in the list of available Bluetooth devices and select it to connect.
5. Once connected, a voice prompt will confirm successful pairing.

*Note: The earbuds will automatically reconnect to the last paired device when removed from the case, if Bluetooth is enabled on the device.*

### 4.3 Selecting Ear Tips

Choosing the correct ear tip size is crucial for comfort, sound quality, and effective noise cancellation. Experiment with the included ear tips to find the best fit for your ears. A good seal will provide better bass response and noise isolation.

## 5. OPERATING INSTRUCTIONS

---

### 5.1 Touch Controls

The EarFun Air Pro earbuds feature intuitive touch controls on the outer surface of each earbud.

# TAP CONTROL

Through **finger tap** can easily change ANC and Transparency mode, play/pause music.



**Image 5.1:** A person demonstrating the use of touch controls on the EarFun Air Pro earbuds. The image highlights the tap control functionality for changing modes or managing music.

**Table 5.1: Earbud Touch Control Functions**

| Action                      | Function                           |
|-----------------------------|------------------------------------|
| Single Tap (Left/Right)     | Play/Pause Music, Answer/End Call  |
| Double Tap (Right)          | Next Track                         |
| Double Tap (Left)           | Previous Track                     |
| Triple Tap (Left)           | Cycle ANC/Transparency/Normal Mode |
| Triple Tap (Right)          | Activate Voice Assistant           |
| Press and Hold (Left/Right) | Reject Call                        |

## 5.2 Active Noise Cancellation (ANC) and Transparency Mode

The EarFun Air Pro features QuietSmart Technology for active noise cancellation up to 38dB, and a Transparency Mode.

## HYBRID ACTIVE NOISE CANCELLATION

Hybrid Composite digital noise reduction help eliminate **38dB** of ambient noise.



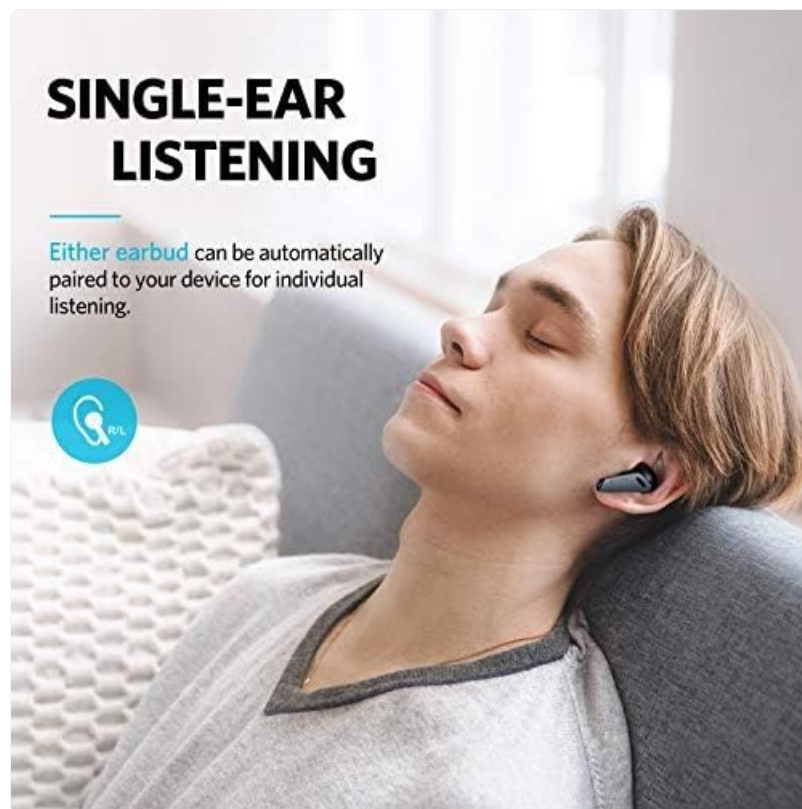
**Image 5.2:** A cutaway diagram of an earbud illustrating the components involved in Hybrid Active Noise Cancellation, showing feed-forward and feedback microphones, and a voice pick-up microphone, indicating a noise reduction of 38dB.

- **ANC Mode:** Reduces ambient noise, ideal for noisy environments.
- **Transparency Mode:** Allows you to hear your surroundings while listening to audio, enhancing situational awareness.
- **Normal Mode:** Standard audio playback without noise cancellation or transparency.

Cycle through these modes by triple-tapping the left earbud.

### 5.3 Single Earbud Mode

Either earbud can be used independently. Simply remove one earbud from the case and leave the other in, or place one back into the case during use. The active earbud will automatically switch to mono mode.



**Image 5.3:** A person relaxing on a couch, listening to music with only one EarFun Air Pro earbud in their ear, demonstrating the single-ear listening feature.

#### **5.4 In-Ear Detection**

The earbuds feature in-ear detection. Removing an earbud from your ear will automatically pause playback, and reinserting it will resume playback.

# IN-EAR DETECTION TECHNOLOGY

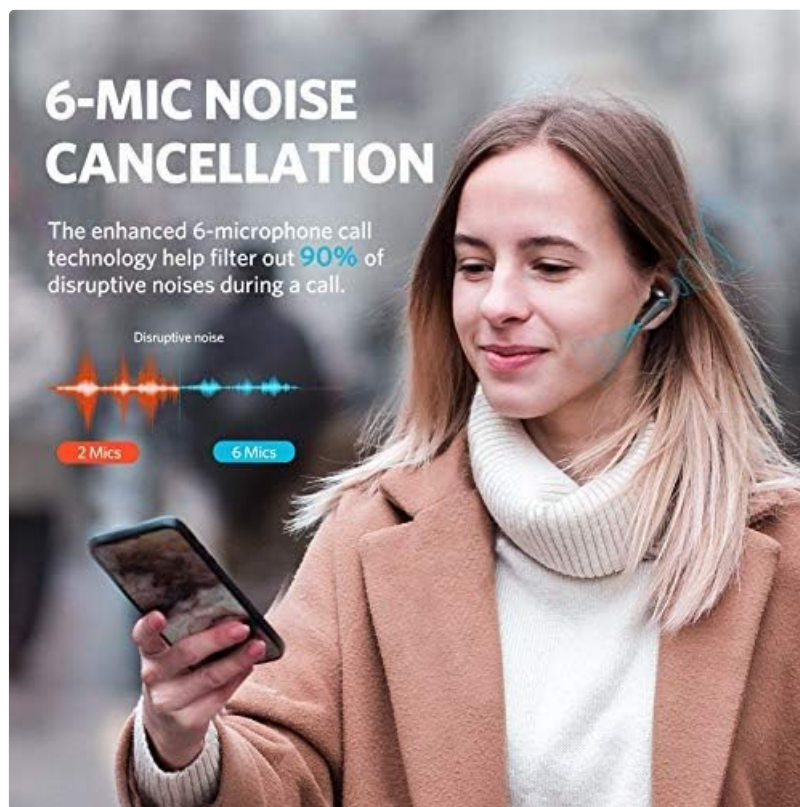
Remove a **single earbud** from your ear and the music will automatically pause on both sides.



**Image 5.4:** A man holding one EarFun Air Pro earbud after removing it from his ear, while the other remains in his ear, illustrating the in-ear detection technology that pauses music when an earbud is removed.

## 5.5 Making and Receiving Calls

The EarFun Air Pro earbuds utilize 6-microphone Environment Noise Cancellation (ENC) technology for clear calls.



**Image 5.5:** A woman smiling and holding a smartphone to her chest while wearing EarFun Air Pro earbuds, illustrating the 6-mic noise cancellation feature for calls, with a graphic showing noise reduction.

- **Answer/End Call:** Single tap either earbud.
- **Reject Call:** Press and hold either earbud.

## 6. MAINTENANCE

### 6.1 Cleaning

- Regularly clean the earbuds, ear tips, and charging contacts with a soft, dry, lint-free cloth.
- Remove ear tips and clean them with mild soap and water if necessary, ensuring they are completely dry before reattaching.
- Avoid using harsh chemicals or abrasive materials.

### 6.2 Storage

- When not in use, always store the earbuds in their charging case to protect them and keep them charged.
- Store in a cool, dry place, away from extreme temperatures and direct sunlight.

### 6.3 Water Resistance

The EarFun Air Pro earbuds are IPX5 water-resistant, meaning they can withstand sweat and light splashes. They are not designed for swimming or submersion in water. Ensure earbuds are dry before placing them back in the charging case.

## 7. TROUBLESHOOTING

**Table 7.1: Common Issues and Solutions**

| Problem | Possible Solution |
|---------|-------------------|
|---------|-------------------|

| Problem                      | Possible Solution   |
|------------------------------|---|
| Earbuds not pairing          | <ul style="list-style-type: none"><li>◦ Ensure earbuds are charged and removed from the case.</li><li>◦ Turn off and on Bluetooth on your device.</li><li>◦ Forget "EarFun Air Pro" from your device's Bluetooth list and re-pair.</li><li>◦ Try resetting the earbuds (refer to manufacturer's website for specific reset instructions if needed).</li></ul> |
| No sound from one earbud     | <ul style="list-style-type: none"><li>◦ Ensure both earbuds are charged.</li><li>◦ Place both earbuds back in the case, close it, then open it again.</li><li>◦ Check device's audio balance settings.</li></ul>  |
| Poor sound quality/weak bass | <ul style="list-style-type: none"><li>◦ Ensure ear tips provide a good seal in your ear. Try different sizes.</li><li>◦ Clean ear tips and earbud nozzles.</li><li>◦ Ensure there are no obstructions between your device and earbuds.</li></ul>  |
| Earbuds not charging         | <ul style="list-style-type: none"><li>◦ Ensure charging contacts on earbuds and case are clean and dry.</li><li>◦ Check the USB-C cable and power adapter.</li><li>◦ Ensure the charging case itself has power.</li></ul>   |

## 8. SPECIFICATIONS

**Table 8.1: EarFun Air Pro Technical Specifications**

| Feature                   | Detail  |
|---------------------------|---|
| Model                     | TW302   |
| Bluetooth Version         | 5.0   |
| Connectivity Technology   | Bluetooth                                       |
| Active Noise Cancellation | Up to 38dB (QuietSmart Technology)              |
| Microphones               | 6-Mic ENC for calls                             |
| Drivers                   | Dual 10mm Composite Dynamic Drivers             |
| Playtime (Earbuds)        | Up to 9 hours (Normal Mode), 7 hours (ANC Mode) |
| Total Playtime with Case  | Up to 32 hours                                  |
| Charging Time             | Approx. 1.5 hours (earbuds and case)            |
| Charging Port             | USB-C   |




| Feature                    | Detail   |
|----------------------------|--|
| Water Resistance           | IPX5 (Sweat & Water Resistant)   |
| Control Type               | Touch Control  |
| Special Features           | In-ear Infrared Detection, Transparency Mode, Single Earbud Mode, Voice Assistant Activation |
| Maximum Operating Distance | 15 Metres  |
| Item Weight                | 53 Grams   |

## 9. WARRANTY AND SUPPORT


EarFun products are designed and manufactured to the highest quality standards. For detailed warranty information, product registration, or technical support, please visit the official EarFun website or contact their customer service directly. Keep your purchase receipt as proof of purchase for warranty claims.

**Official Website:** [www.myearfun.com](http://www.myearfun.com)

### Related Documents - TW302

|   |   |
|---|---|
|  | <p><a href="#">EarFun Air Pro ANC Wireless Earbuds User Manual   Setup, Features, Troubleshooting</a></p> <p>User manual for EarFun Air Pro (TW302) ANC Wireless Earbuds. Learn about product features, setup, charging, specifications, pairing, functions, and troubleshooting for these active noise cancelling Bluetooth earbuds.</p> |
|  | <p><a href="#">EarFun Air Pro ANC Wireless Earbuds User Manual</a></p> <p>Comprehensive user manual for the EarFun Air Pro ANC wireless earbuds, covering setup, features, specifications, and troubleshooting. Learn how to pair, operate, and maintain your device.</p>   |
|  | <p><a href="#">EarFun Air Pro 2 ANC Wireless Earbuds User Manual</a></p> <p>Comprehensive user manual for the EarFun Air Pro 2 ANC Wireless Earbuds, covering setup, charging, pairing, functions, specifications, and troubleshooting.</p>   |






[pdf]

Gary MK Li Intertek Change in FCC ID Earfun Technology HK Limited TW302 ANC Wireless Earbuds 2AVIT 2AVITTW302 tw302

Edifier International Limited Federal Communication Commission 445 12th Street, SW Washington, DC 20 ... August 04, 2020. We are aware that Earfun Technology HK Limited will establish a new FCC ID 2AVIT-**TW302** for above product. Sincerely \_\_\_\_\_ Dingkun Shen Project Manager September 29, 2020 ...

lang:da score:35 filesize: 16.24 K page\_count: 1 document date: 2020-09-29




[pdf] User Manual Specifications Diagram

EarFun TW302 T1 09 13 User manual Earfun Technology HK Limited TW301 ANC Wireless Earbuds 2AVIT 2AVITTW301 tw301

EarFun Free Pro ANC Wireless Earbuds 01 1 What s in the Box EarFun Free Pro Charging Case Ear Tips XS, S, M, L Ear HookscS, M, L USB-C Cable User Manual 2 Product Diagram 2 4 1 1 3 5 7 6 8 1 Touch multifunction control 2 LED indicator 5 USB-C charging port 6 Charging case 3 M...

lang:en score:32 filesize: 2.34 M page\_count: 12 document date: 2020-11-06



[pdf] User Manual

EarFun Air Pro TW302 User Manual cz WHI BezdrťtovÃ© slÃ¡chadlÃ¡; NÃ¡vod 1 27 MB Nay sk 2468811 cdn nay images orig |||

EarFun Air Pro bezdrťtov sluchtka s aktivnm potlacenm hluku Soucsti vrobku EarFun Air Pro nabjec pouzdro koncovky do us S, M, L Schma vrobku USB kabel typ C nvod k pouzit Nabjen 1. Otevenm nebo zavenm nabjecho pouzdra se zapn kontrolka akumulátoru. 2. Ped prvnm pouzitm sluchtek z nich sejmte...

lang:hr score:31 filesize: 1.27 M page\_count: 2 document date: 2022-09-13



[\[pdf\] User Manual](#)

EarFun TW302 T2 09 16 User Manual Download EarFun Product Guides Air Pro Hybrid Active Noise Cancellation True wireless earbuds drive google file d 132E9mnco 5CG JsD1VYnbfXXAoCla5RK view usp sharing |||

...

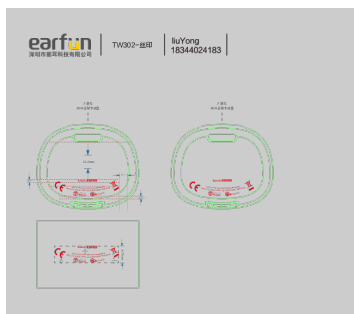
lang:hr score:30 filesize: 19.34 M page\_count: 48 document date: 2020-09-16



[EarFun Air Pro ANC Wireless Earbuds User Manual](#)

User manual for the EarFun Air Pro ANC Wireless Earbuds, detailing product features, specifications, pairing instructions, functions, troubleshooting, and customer service information.

lang:hr score:30 filesize: 1.06 M page\_count: 12 document date: 2021-06-03



[\[pdf\] Label](#)

EarFun TW302 T5 09 04 Label Earfun Technology HK Limited TW302 ANC Wireless Earbuds 2AVIT 2AVITTW302 tw302

**TW302**- NN NN Tuned by Battery: Model: **TW302** 3.7V , 500mAh , 1l.n8p5uWt:h5VFC1CAIDO:u2tApVultT: -5TVW300.125A MRa dL e in China 210-146576 NN NN NN NN Tuned by NN Battery: Model: **TW302** 3.7V , 500mAh , 1l.n8p5uWt:h5VFC1CAIDO:u2tApVultT: -5TVW300.125A MRa dL e in China 210...


lang:hr score:29 filesize: 481.95 K page\_count: 2 document date: 2020-09-25



[EarFun Air Pro ANC Wireless Earbuds User Manual](#)

Comprehensive user manual for the EarFun Air Pro ANC wireless earbuds, covering setup, features, specifications, and troubleshooting. Learn how to pair, operate, and maintain your device.

lang:hr score:28 filesize: 5.61 M page\_count: 48 document date: 2020-09-29




## [pdf] Product Photos

kevin liang External Photos Earfun Technology HK Limited TW302 ANC Wireless Earbuds 2AVIT 2AVITTW302 tw302

Page 1 of 7 FCC ID: 2AVIT-**TW302** APPENDIX 2 PHOTOS OF EUT CONSTRUCTIONAL DETAILS EUT EXTERNAL PHOTOS EUT Photo EUT Photo Shenzhen UnionTrust Quality and Technology Co., Ltd. Address: 16/F, Block A, Building 6, Baoneng Science and Technology Park, Qingxiang Road No.1, Longhua New District, Shenz...

lang:tl score:28 filesize: 4.21 M page\_count: 7 document date: 2020-09-25




## [pdf] Product Photos

kevin liang External Photos Earfun Technology HK Limited TW302 ANC Wireless Earbuds 2AVIT 2AVITTW302 tw302

Page 1 of 7 FCC ID: 2AVIT-**TW302** APPENDIX 2 PHOTOS OF EUT CONSTRUCTIONAL DETAILS EUT EXTERNAL PHOTOS EUT Photo EUT Photo Shenzhen UnionTrust Quality and Technology Co., Ltd. Address: 16/F, Block A, Building 6, Baoneng Science and Technology Park, Qingxiang Road No.1, Longhua New District, Shenz...

lang:tl score:28 filesize: 4.21 M page\_count: 7 document date: 2020-09-25



## [pdf] User Manual

EarFun Air Pro TW302 User Manual-cz cdr Owner EarFun Air bezdrátová sluchátka s aktivním potlačením hluku Součásti výrobku Nabíjení Schéma nabíjecí pouzdro sluchátka-earfun-air-pro-bila-67268-cesky-navod navod-k-obsluze cz pdf Obchody24 verze Bluetooth 5.0 frekvence 2.402 GHz 48 profily A2DP AVRCP HFP HSP maximální funkční dosah 15 m (bez překážek) sluchátka-earfun-air-pro-cerna-1613286901-soubor-132969 obchody24 items earfun sluchátka 6332624

EarFun Air Pro bezdrátová sluchátka s aktivním potlačením hluku Součásti výrobku EarFun Air Pro nabíjecí pouzdro koncovky do ucha S, M, L Schéma výrobku USB kabel typ C navod k použití Nabíjení 1. Otevřením nebo zavřením nabíjecího pouzdra se zapne kontrolka akumulátoru. 2. Před prvním použitím sluchátek z nich sejměte...

lang:hr score:27 filesize: 1.85 M page\_count: 2 document date: 2021-01-28




[pdf]

EarFun TW302 T13 21 04 19 original media s bol qMjp9G6Mj97R |||

01 09 18 26 34 42 1. First time pairing with device 2. Connect to a New Device Option A Step 1. Unpair the earbud from the Bluetooth-enabled device when it s connected. The earbud will lose Bluetooth connection to the current device and enter into pairing mode Step 2. Search on the new device...

lang:de score:27 filesize: 7.19 M page\_count: 55 document date: 2021-09-28



[pdf]

Пользователь евразийский экономический союз декларация о соответствии заявляет что

Аудиоаппаратура наушники и гарнитуры беспроводные торговой марки EARFUN модели AIR

TW200 S TW201 MINI TW202 400048675 img mvideo ru sertificates Certificates |||

: , : 107140, , , ... , 1- , . 9, 3, . 9, 9, : 1177746480163, : 7 9153075886, : oootechport  
ya.ru : , : , EARFUN , : AIR TW200 , AIR S TW201 , AIR MINI TW202 , AIR PRO  
**TW302** , AIR PRO SV TW306 , AIR PRO 2 TW300 , FREE 2 TW101 , FREE MINI  
TW102 , FREE PRO ...

lang:de score:26 filesize: 342.96 K page\_count: 1 document date: 2022-09-12



[pdf] User Manual

TW302 V1 1 User Manual Earfun Technology HK Limited TW302 ANC Wireless Earbuds 2AVIT  
2AVITTW302 tw302

To prevent possible hearing damage, do not listen at high volume levels for long periods. IB-200-**TW3020**-01 V1.1 ...

lang:de score:21 filesize: 5.67 M page\_count: 48 document date: 2020-09-22

Authority to Act as Agent

Date: September 21, 2020

Federal Communications Commission  
445 12<sup>th</sup> Street SW  
Washington, DC 20554

Subject: Limited Agency Agreement  
Earfun Technology (HK) Limited  
FCC ID: U54117-1 (P302)

To Whom It May Concern:  
Shenzhen United Clouds and Technology Co., Ltd. is authorized to act on our behalf, until otherwise notified, for applications to Internet Calling Services.

We certify that we are not subject to denial of federal benefits, that includes FCC benefits, pursuant to Section 552(a) of the Anti-Drug Abuse Act of 1988, 21 U.S.C. 882. Further, no party, as defined in 47 CFR 1.2002 (b), to the application is subject to denial of federal benefits, that includes FCC benefits.

Thank you.

Agency Agreement Expiration Date: 24 months

By: Rocky Deng Mr. Rocky Deng  
(Signature) (Print name)

Title: VP

On behalf of: Earfun Technology (HK) Limited

Telephone: 86-15000596589

1. Must be signed by applicant or its agent for applicant on the FCC site, or by the authorized agent if an appropriate authorized agent letter has been provided. Letters should be placed on appropriate letterhead.

[pdf] Agent Authorization

Letter of Agency Earfun Technology HK Limited TW302 ANC Wireless Earbuds 2AVIT 2AVITTW302 tw302

...

lang:de score:15 filesize: 419.52 K page\_count: 1 document date: 2020-09-22



[EarFun Air Pro ANC Wireless Earbuds User Manual | Setup, Features, Troubleshooting](#)

User manual for EarFun Air Pro (TW302) ANC Wireless Earbuds. Learn about product features, setup, charging, specifications, pairing, functions, and troubleshooting for these active noise cancelling Bluetooth earbuds.

lang:de score:15 filesize: 538.95 K page\_count: 8 document date: 2021-12-09